



2008 Audited Financial Statements

CONTENTS

Letter of Transmittal to the Chairman of the Permanent Council of the OSCE from the Secretary General

AUDIT OPINION OF THE EXTERNAL AUDITOR

Letter of Transmittal to the Auditor General from the Secretary General

Chapter I - OSCE Financial Report for the year ended 31 December 20081

1. Introduction	1
2. Unified Budget	1
2.1 Income – Assessed Contributions	1
2.2 In-Kind Contributions	2
2.3 Budget and Expenditure	2
2.4 Staffing	4
3. Extra-budgetary Contributions	4
4. Cash Management	4
5. Management Issues	5
5.1 Performance Based Programme Budgeting	5
5.2 Common Regulatory Management System	5
Annex A: OSCE Staffing Overview - Budgeted and Actual Staff Positions	6

Chapter II - Budget and Expenditure Report7

Chapter III - Financial Statements17

STATEMENT 1: OSCE Consolidated Statement of Income, Expenditure and Changes in Fund Balance	19
STATEMENT 2: OSCE Consolidated Statement of Assets, Liabilities and Fund Balance	19
STATEMENT 3: OSCE Consolidated Statement of Cash Flow	20
STATEMENT 4: Summary of all OSCE Statement of Income, Expenditure and Changes in Fund Balance	21
STATEMENT 5: Summary of all OSCE Statement of Assets, Liabilities and Fund Balance	22
STATEMENT 6: Summary of all OSCE Statement of Cash Flow	23
STATEMENT 7: Summary of all OSCE Statement of Cash Surplus	24
STATEMENT 8: OSCE Secretariat and Institutions, Statement of Income, Expenditure and Changes in Fund Balance	25
STATEMENT 9: OSCE Secretariat and Institutions, Statement of Assets, Liabilities and Fund Balance	26
STATEMENT 10: OSCE Secretariat and Institutions, Statement of Cash Flow	27
STATEMENT 11: OSCE Secretariat and Institutions, Statement of Cash Surplus	28
STATEMENT 12: Summary by Region OSCE Field Operations, Statement of Income, Expenditure and Changes in Fund Balance	29
STATEMENT 13: Summary by Region OSCE Field Operations, Statement of Assets, Liabilities and Fund Balance	30
STATEMENT 14: Summary by Region OSCE Field Operations, Statement of Cash Flow	31
STATEMENT 15: Summary by Region OSCE Field Operations, Statement of Cash Surplus	32
STATEMENT 16: OSCE Field Operations South Eastern Europe, Statement of Income, Expenditure and Changes in Fund Balance	33
STATEMENT 17: OSCE Field Operations South-Eastern Europe, Statement of Assets, Liabilities and Fund Balance	34
STATEMENT 18: OSCE Field Operations South-Eastern Europe, Statement of Cash Flow	35
STATEMENT 19: OSCE Field Operations South-Eastern Europe, Statement of Cash Surplus	36
STATEMENT 20: OSCE Field Operations Eastern Europe, Statement of Income, Expenditure and Changes in Fund Balance	37

STATEMENT 21: OSCE Field Operations Eastern Europe, Statement of Assets, Liabilities and Fund Balance	38
STATEMENT 22: OSCE Field Operations Eastern Europe, Statement of Cash Flow	39
STATEMENT 23: OSCE Field Operations Eastern Europe, Statement of Cash Surplus	40
STATEMENT 24: OSCE Field Operations Caucasus, Statement of Income, Expenditure and Changes in Fund Balance	41
STATEMENT 25: OSCE Field Operations Caucasus, Statement of Assets, Liabilities and Fund Balance	42
STATEMENT 26: OSCE Field Operations Caucasus, Statement of Cash Flow	43
STATEMENT 27: OSCE Field Operations Caucasus, Statement of Cash Surplus	44
STATEMENT 28: OSCE Field Operations Central Asia, Statement of Income, Expenditure and Changes in Fund Balance	45
STATEMENT 29: OSCE Field Operations Central Asia, Statement of Assets, Liabilities and Fund Balance	46
STATEMENT 30: OSCE Field Operations Central Asia, Statement of Cash Flow	47
STATEMENT 31: OSCE Field Operations Central Asia, Statement of Cash Surplus	48
STATEMENT 32: Extra-budgetary Part 1, Statement of Income, Expenditure and Changes in Fund Balance	49
STATEMENT 33: Extra-budgetary Part 1, Statement of Assets, Liabilities and Fund Balance	50
STATEMENT 34: Extra-budgetary Part 1, Statement of Cash Flow	51
STATEMENT 35: Extra-budgetary Part 2, Statement of Income, Expenditure and Changes in Fund Balance	52
STATEMENT 36: Extra-budgetary Part 2, Statement of Assets, Liabilities and Fund Balance	53
STATEMENT 37: Extra-budgetary Part 2, Statement of Cash Flow	54

Chapter IV - Notes to the Financial Statements 55

Note 1 - Mandate	57
Note 2 - Significant Accounting Policies	57
Note 3 - Extra-budgetary Contributions	59
Note 4 - Assessed Contributions	59
Note 5 - Accounts Receivable	59
Note 6 - Prepaid Expenditure and Advances	60
Note 7 - Material Assets	60
Note 8 - Accounts Payable	61
Note 9 - Unliquidated Obligations	61
Note 10 - Other Adjustments	61
Note 11 - Funds Held for Third Parties	61
Note 12 - Contributions Received in Advance	61
Note 13 - Cash and Other Losses	61
Note 14 - Contingent Liabilities	62
Note 15 - Ex-Gratia Payments	62
Note 16 - Contractual Obligations and Separation Benefits	62
Note 17 - Post Balance Sheet Event	62
Note 18 - Provident Fund	62
Annex I - Provident Fund Summary Statement	63

Appendix I - Bank and Cash Balances as at 31 December 2008 64

Appendix II - Short-term Investments and Interest Rates 66

Appendix III - Assessed Contributions Receivable as at 31 December 2008 67

Letter of Transmittal to the Chairperson of the
Permanent Council of the OSCE
from the Secretary General



Organization for Security and Co-operation in Europe
The Secretariat

19 June 2009

Madam,

Pursuant to Financial Regulation 7.04 and the PC Decision 553 dated 27 June 2003, I have the honour to submit the Financial Report and Financial Statements of the Organization for Security and Co-operation in Europe for the year ended 31 December 2008 and the Audit Report of the External Auditor thereon for your consideration and approval.

Yours sincerely,

A handwritten signature in black ink, appearing to read 'M. Perrin de Brichambaut', written in a cursive style.

Marc Perrin de Brichambaut
Secretary General

Audit Opinion of the External Auditor

The maintenance and integrity of the Organization for Security and Cooperation in Europe's website is the responsibility of the Secretary General; the work carried out by the auditors does not involve consideration of these matters and accordingly the auditors accept no responsibility for any changes that may have occurred to the financial statements since they were initially presented on the website.



Office of the Auditor General
of Norway

AUDIT OPINION

To the Permanent Council of the Organization for Security and Co-operation in Europe

We have audited the accompanying statements, comprising the Budget and Expenditure Report on pages 9 to 15 and Financial statements 1 to 37, and the supporting notes including Annex I and Appendices I to III of the Organization for Security and Co-operation in Europe for the financial period ended 31 December 2008.

Relative responsibilities

These financial statements are the responsibility of the Secretary General. Our responsibility is to express an opinion on these financial statements based on our audit.

Basis of opinion

We conducted the audit in accordance with the auditing standards of the International Organisation of Supreme Audit Institutions, INTOSAI, and in compliance with International Standards on Auditing. Those standards require that we plan and perform the audit to obtain reasonable assurance about whether the financial statements are free of material misstatements. An audit includes examining, on a test basis, and as considered by the auditor to be necessary in the circumstances, evidence supporting the amounts and disclosures in the financial statements. An audit also includes assessing the accounting principles used and significant estimates made by the Secretary General, as well as evaluating the overall financial statement presentation. We believe that our audit provides a reasonable basis for the audit opinion.


Opinion

In our opinion, these financial statements presents fairly, in all material respects, the financial position as at 31 December 2008 and the results of the operations and cash flows for the period then ended in accordance with the accounting policies set out in notes to the financial statements, which were applied on a basis consistent with that of the preceding financial period, unless otherwise disclosed.

Further, in our opinion, the transactions of the Organization for Security and Co-operation in Europe which we have tested as part of our audit have been, in all significant respects been in accordance with the Financial Regulations and legislative authority.

In accordance with Regulation 8 of the Financial Regulations, we have also issued a long-form Report on our audit of the financial statements.

Oslo, 16 June 2009


Thor Kr. Svendsen
Director General

Letter of Transmittal to the Auditor General from the Secretary General



Organization for Security and Co-operation in Europe

The Secretariat

3 April 2009

Sir/Madam,

Pursuant to Financial Regulation 7.04 and PC Decision 553 dated 27 June 2003, I have the honour to submit the Financial Report and Financial Statements of the Organization for Security and Co-operation in Europe for the year ended 31 December 2008.

Yours faithfully,

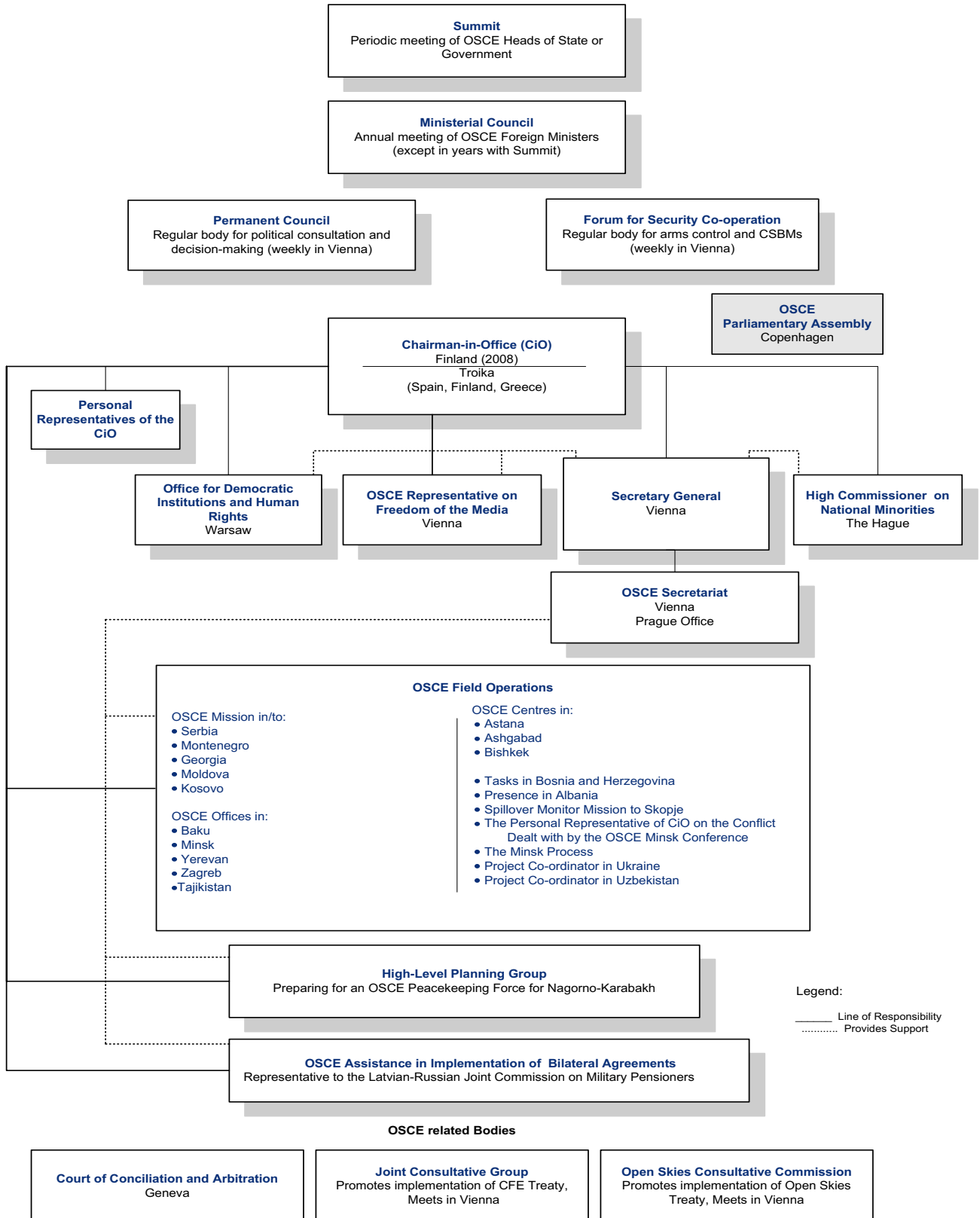
A handwritten signature in black ink, appearing to read 'Mr Perrin de Brichambaut'. The signature is fluid and cursive.

Marc Perrin de Brichambaut
Secretary General

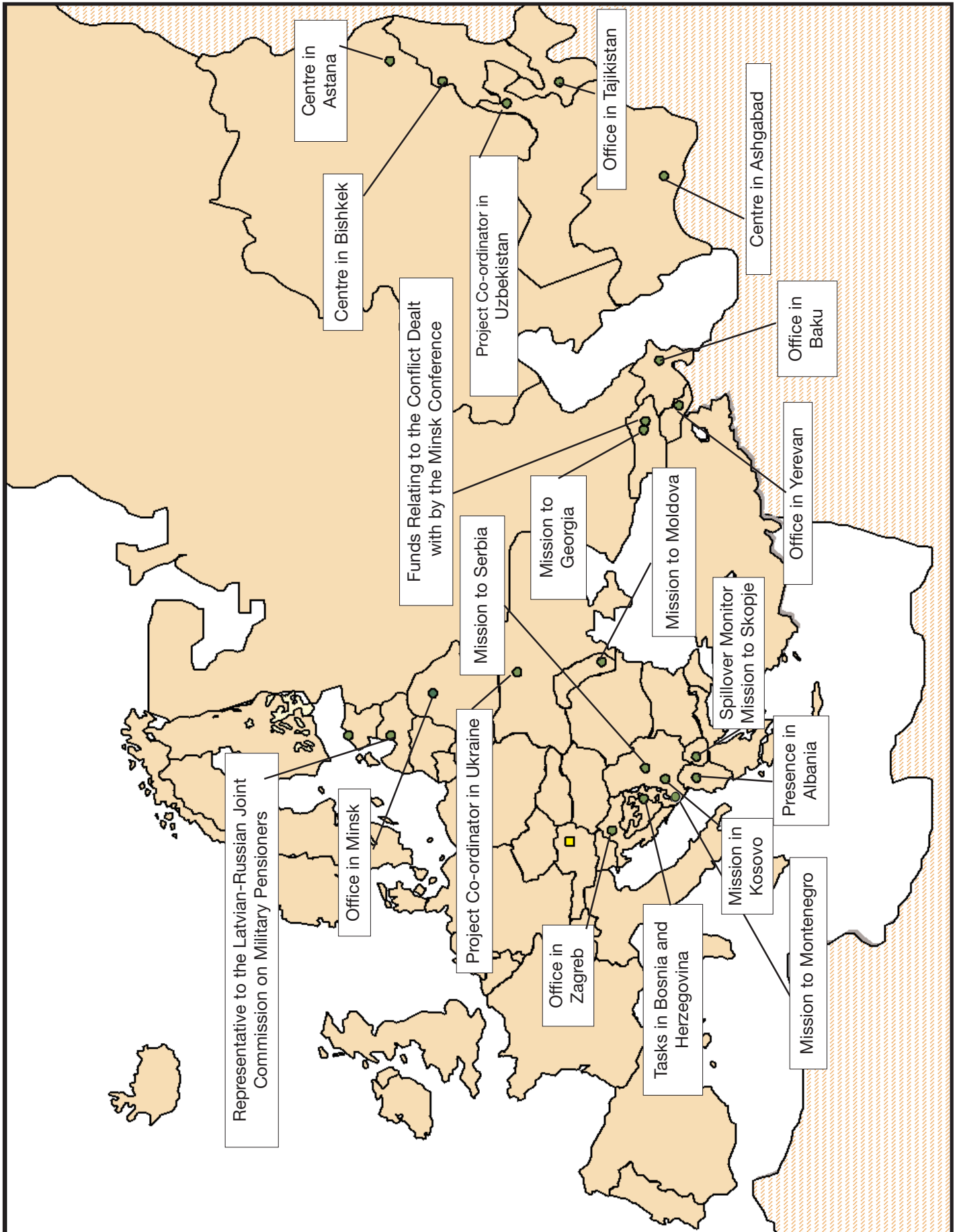
Office of the Auditor General of
Norway
Pilestredet 42
N-0032 Oslo
Norway

OSCE Structures and Institutions

as at 31 December 2008



OSCE Field Operations as at 31 December 2008



Chapter I - Financial Report

for the year ended 31 December 2008

1. Introduction

The Secretary General of the Organization for Security and Co-operation in Europe (OSCE) submits herewith the Financial Report and the Financial Statements of the Organization for the year ended 31 December 2008. The Financial Report provides the financial results for the OSCE's activities during the financial year 2008.

The OSCE operates a system of fund accounting and the resulting financial statements present the financial results of the Secretariat, Institutions and Field Operations, the Wallnerstrasse Fund and Extra-budgetary Funds. This Financial Report provides an overview and analysis of the financial aspects of each of these.

Total income for the OSCE's Consolidated Statement of Income, Expenditure and Changes in Fund Balance includes assessed contributions, extra-budgetary contributions, miscellaneous income, currency exchange adjustments, savings on prior year Unliquidated Obligations (ULO's) and other adjustments. Total income for 2008 amounted to EUR 193.7 million (2007: EUR 194.8 million).

Total expenditure for 2008 including Unified Budget, Wallnerstrasse and Extra-budgetary Funds amounted to EUR 175.9 million (2007: EUR 185.1 million).

The Action Plan for the Implementation of the Recommendations of the Report of the External Auditors on the Financial Statements for the year ended 31 December 2007 was circulated (PC.ACMF/37/08) to all Delegations of participating States on 18 June 2008.

Summary of the OSCE's Results for the Financial Year 2008

EUR million	UNIFIED BUDGET	WALLNER STRASSE	EXTRA- BUDGETARY	TOTAL
INCOME				
Assessed Contributions	156.4		-	156.4
Extra-budgetary Contributions	-		28.5	28.5
Other income and adjustments	7.8	0.1	0.9	8.7
TOTAL INCOME	164.2	0.1	29.4	193.7
EXPENDITURE				
	153.8	0.8	21.3	175.9
BUDGET				
2008 Year-end UB Revision	156.4			
Budget utilisation rate	98%			
CASH SURPLUS 2008	9.9			
		<i>Number of positions</i>		
STAFFING - POSITIONS APPROVED				
Professional staff positions	1,360			
General service staff positions	1,906			
Total staff positions	3,266			

2. Unified Budget

2.1 Income - Assessed Contributions

The OSCE's source of income for the Unified Budget is assessed contributions from participating States. The level of assessed contributions received is a direct function of the billing schedule defined for the OSCE in its Financial Regulations.

OSCE income from assessed contributions against the 2008 Unified Budget totalled EUR 156.4 million, of which EUR 49.0 million is under the Standard Scale of Contributions for 2008-2009 and EUR 107.4 million is under the Field Operations Scales of Contributions for 2008-2009 (PC.DEC/850/08).

Other income for the Unified Budget, which includes miscellaneous income, currency exchange adjustments and savings on prior year unliquidated obligations amounted to EUR 7.8 million.

The OSCE has an excellent payment record of assessed contributions by participating States when compared to other international organizations. The OSCE received 99.4 percent of assessed contributions for 2008 by 31 December 2008 (2007: 99.7 per cent).

2.2 In-Kind Contributions

A unique feature of the OSCE is the significant amount of in-kind contributions provided in the form of seconded staff and premises. It is estimated that these in-kind contributions are valued at approximately EUR 56.5 million for 2008 or approximately one quarter of total resources put at the disposal of the OSCE. This includes an estimated EUR 52.3 million for seconded staff salaries and EUR 4.2 million for buildings provided by host countries. In particular, generous contributions are acknowledged from the Austrian government for office rent and conference facilities (EUR 3.0 million), the Polish government for ODIHR (EUR 0.6 million) and the Netherlands government for HCNM (EUR 0.2 million). These governments have provided further substantial contributions in-kind in the form of tax concessions, security and parking areas.

2.3 Budget and Expenditure

Budget

The 2008 Unified Budget was approved under PC.DEC/839 on 7 March 2008, in the amount of EUR 164.2 million. Revised budgets approved under subsequent Permanent Council Decisions amounted to a net decrease of EUR 7.8 million, providing a Year-end Revised Budget of EUR 156.4 million (PC.DEC/889 of 2 April 2009).

The format and structure of the 2008 Unified Budget presented individual Programmes, together with their objectives and outputs and the financial and human resources required for the achievement of these under each Unified Budget Fund.

The Augmentations Fund was established on a provisional basis under PC.DEC/827 of December 2007 with the aim to improve administrative transparency, budget presentation and accountability. Prior to 2008, Augmentations were included in the activities of the Field Operations located in South-Eastern Europe.

Performance Based Programme Budgeting (PBPB) was fully implemented in all Funds, presenting the objectives, outcomes and outputs. In the presentation and the approval of the 2008 Unified Budget, Funds were grouped under (i) Funds related to the Secretariat and Institutions and (ii) Funds related to Field Operations, with the latter, in turn, being grouped into

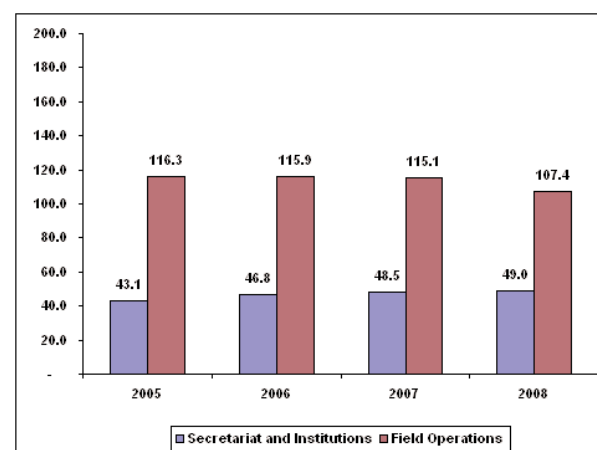
regions. This presentation is also followed in this Financial Report and Financial Statements.

2008 Year-end Budget Revision (PC.DEC/889)

EUR '000	2008	%
I. Funds Related to The Secretariat and Institutions		
The Secretariat	30,568	19.5%
Office for Democratic Institutions and Human Rights	14,250	9.1%
High Commissioner on National Minorities	2,957	1.9%
Representative on Freedom of the Media	1,239	0.8%
II. Funds Related to OSCE Field Operations (by Region)		
Augmentations	4,903	3.1%
South-Eastern Europe	66,995	42.9%
Eastern Europe	5,178	3.3%
Caucasus	15,779	10.1%
Central Asia	14,507	9.3%
Total Unified Budget	156,376	100%

From the operational perspective, the OSCE remains a field-oriented organization, with the share of the budget allocated to field operations representing EUR 107.4 (68.7%) of the 2008 Unified Budget. The share of resources in the Secretariat and Institutions of EUR 49.0 (31.3%) showed a slight increase compared to 2007. The Secretariat budget also includes resources for thematic activities.

Distribution of Unified Budget 2005-2008 (EUR million)



The geographical distribution of resources allocated to OSCE's Field Operations saw an increase in the share of resources allocated to Central Asia, the Caucasus and Eastern Europe, and a decrease in the share of resources allocated to South-Eastern Europe, mainly in Kosovo and in Croatia.

Geographical Distribution of Unified Budget: Funds Related to Field Operations

EUR million	2008		2007	
Funds Related to OSCE Field Operations (by Region)				
Augmentations	4.9	4.6%		
South-Eastern Europe*	67.0	62.4%	82.6	71.7%
Eastern Europe	5.2	4.8%	5.0	4.4%
Caucasus	15.8	14.7%	15.3	13.3%
Central Asia	14.5	13.5%	12.2	10.6%
Total Funds Related to OSCE Field Operations	107.4	100%	115.1	100%

*2007 Unified Budget for South-Eastern Europe included EUR 4.9 million for Augmentations.

The following table lists the PC Decisions affecting the Unified Budget in the course of 2008.

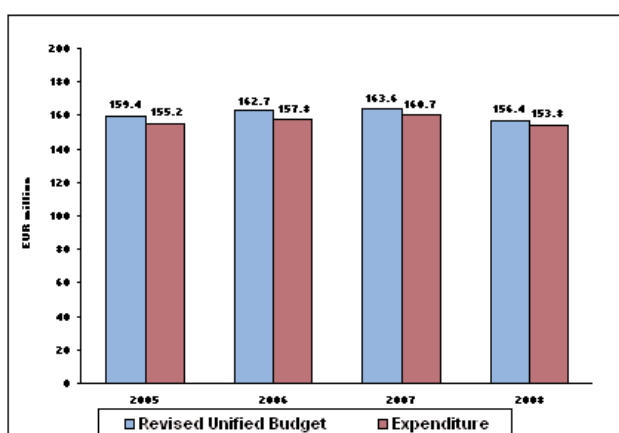
2008 Unified Budget and Revisions

PC Decision	Budget Revisions (EUR)	Unified Budget (EUR mln)
07 / 03 / 2008 PC.DEC/839	Approval of the 2008 Unified Budget	164.2
18 / 12 / 2008 PC.DEC/882	Revision of the 2008 Unified Budget	0
02 / 04 / 2009 PC.DEC/889	2008 Year-end Unified Budget Revision	(7,793,000)
Total Budget Revisions	(7,793,000)	(7.8)
Year-End Revised Budget		156.4

Expenditure

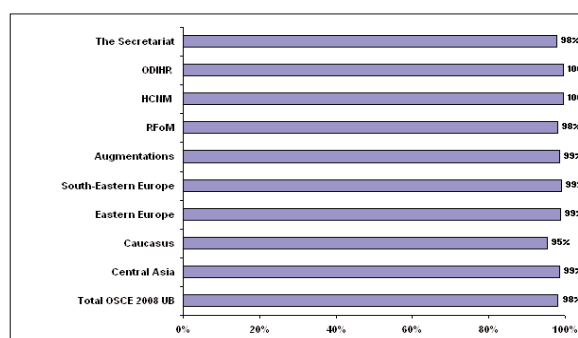
The 2008 expenditure against the Unified Budget amounted to a total of EUR 153.8 million, representing a decrease of 4.3 percent compared to the previous year (2007: EUR 160.7 million).

Budget vs. Expenditure 2005-2008



Expenditure for the year 2008 against the year-end revised Budget of EUR 156.4 million was 98.3 percent (2007: 98.2 percent) and expenditure against the original Unified Budget approved in March 2008 of 164.2 million was 93.7 percent (2007: 95.5 percent).

Budget Utilisation Rates for Year-End Budget Revision



The following is a comparison between 2008 and 2007 expenditure.

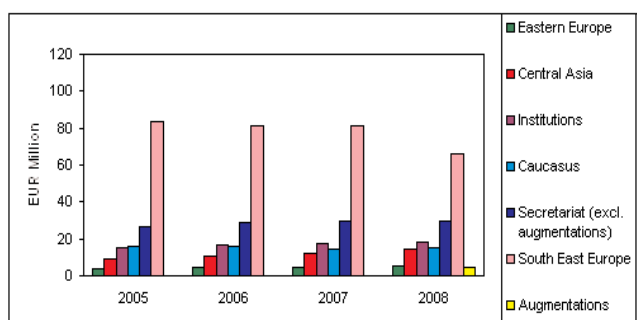
Unified Budget Expenditure

EUR million	2008		2007	
I. Funds Related to The Secretariat and Institutions				
The Secretariat	29.9	19.4%	29.9	18.6%
Office for Democratic Institutions and Human Rights	14.2	9.2%	13.6	8.5%
High Commissioner on National Minorities	2.9	1.9%	2.8	1.7%
Representative on Freedom of the Media	1.2	0.8%	1.2	0.8%
Total Funds Related to The Secretariat and Institutions	48.2	31.4%	47.5	29.6%
II. Funds Related to OSCE Field Operations (by Region)				
Augmentations	4.8	3.1%		
South-Eastern Europe*	66.3	43.1%	81.5	50.7%
Eastern Europe	5.1	3.3%	4.9	3.1%
Caucasus	15.0	9.8%	14.8	9.2%
Central Asia	14.3	9.3%	11.9	7.4%
Total Funds Related to OSCE Field Operations	105.6	68.6%	113.1	70.4%
Total OSCE	153.8	100%	160.7	100%

*2007 Unified Budget Expenditure for South-Eastern Europe included EUR 4.9 million for Augmentations.

The overall distribution of expenditure between the Secretariat and Institutions vs. Field Operations, as well as the geographical distribution of expenditure across Field Operations follows the pattern illustrated for the Unified Budget. Secretariat and Representative on Freedom of the Media expenditures are unchanged.

Unified Budget Expenditure by Region (2005-2008)



The distribution of Unified Budget Expenditure by Cost Category between 2008 and 2007 saw a decrease in Staff Costs, Operational Costs and Assets/Equipment and an increase in Office Costs.

Unified Budget Expenditure by Cost Category

EUR million	2008		2007	
Staff costs	91.2	59.3%	97.0	60.4%
Operational Costs	47.5	30.9%	48.5	30.2%
Assets/Equipment	4.6	3.0%	5.3	3.3%
Office Costs	10.1	6.6%	9.5	5.9%
HoM Facility	0.3	0.2%	0.3	0.2%
Total	153.8	100%	160.7	100%

Staff costs continue to represent the most significant share of OSCE's annual expenditures.

2.4 Staffing

Total budgeted positions as at 31 December 2008 were 3,266, representing a 7.3 percent decrease over the previous year (2007: 3,524 budgeted positions). The distribution of positions within the Organization is shown in Annex A.

Budgeted Positions

number of positions	2008		2007	
Professional Staff	1,360	100%	1,393	100%
International contracted	290	21%	287	21%
Seconded	697	52%	738	53%
National professional	373	27%	368	26%
General Services Staff	1,906	100%	2,131	100%
Secretariat and Institutions	248	13%	243	11%
Field Operations	1,658	87%	1,888	89%
Total Staff	3,266		3,524	

Budgeted vs. Filled Positions as at 31 December 2008

number of positions	Budgeted	Filled	% Filled
Professional Staff	1,360	1,127	83%
International contracted	290	257	89%
Seconded	697	523	75%
National professional	373	347	93%
General Services Staff	1,906	1,804	95%
Secretariat and Institutions	248	234	94%
Field Operations	1,658	1,570	95%
Total Staff	3,266	2,931	90%

3. Extra-budgetary Contributions

Extra-budgetary contributions are a valuable source of funding for the OSCE to finance projects and activities that are consistent with OSCE objectives but are not funded under the Unified Budget. Expenditure of extra-budgetary resources in 2008 amounted to EUR 21.3 million (2007: EUR 20.3 million).

Unlike resources provided under the Unified Budget, extra-budgetary resources are normally multi-year in nature and balances are brought forward from one year to the next. The Fund balance of all extra-budgetary resources brought forward into 2008 from 2007 amounted to EUR 32.6 million (2007: EUR 28.3 million).

Extra-budgetary contributions received in 2008 amounted to EUR 28.5 million (2007: EUR 26.0 million). Of this amount, EUR 8.0 million was received in respect of pledges made in previous years.

4. Cash Management

Cash and bank balances are managed in strict compliance with the OSCE's Financial Regulations. Accordingly, all amounts received from participating States against assessed contributions billed are used for the purposes authorised within the relevant year's budget, and any cash surplus is credited to participating States within the timelines set out in Financial Regulation 7.07.

Cash and bank balances as at end 2008 and 2007 are shown in the following table.. (The Secretariat bank balances include the Revolving and Contingency Funds and Extra-budgetary Funds)

OSCE - Bank and Cash Balances

EUR '000	2008		2007	
Bank				
I. The Secretariat and Institutions				
The Secretariat	94,936	96.7%	81,292	94.4%
Institutions	583	0.6%	1,123	1.3%
Total Secr. & Institutions	95,519	97.3%	82,415	95.7%
II. Field Operations (by Region)				
South-Eastern Europe	828	0.8%	1,819	2.1%
Eastern Europe	254	0.3%	289	0.3%
Caucasus	445	0.5%	451	0.5%
Central Asia	763	0.7%	502	0.6%
Total Field Operations	2,290	2.3%	3,062	3.5%
Total Bank	97,810	99.6%	85,476	99.3%
Total Cash	431	0.4%	606	0.7%
Grand Total	98,241	100%	86,082	100%

The Secretariat - Bank Balances

EUR '000	2008	2007
UB bank accounts	49,230	37,780
XB bank accounts	40,816	38,622
Revolving	2,710	2,710
Contingency	2,180	2,180
Total	94,936	81,292

The primary objective guiding the Secretariat's Treasury is to ensure the efficient and cost-effective management of OSCE's financial resources. Cash is managed centrally in order to safeguard funds, better monitor cash flow and optimise investment income. Treasury is also responsible for developing and implementing instructions and procedures for the safe custody of cash and bank balances at all Institutions and Field Operations.

The geographic as well as currency composition of cash and bank balances is monitored closely for the purposes of risk management. Banks used by the OSCE across all locations of its Institutions and Field Operations are reviewed regularly to ensure that the Organization's funds are safeguarded with due care and prudence.

In line with Financial Regulation 5.02, short-term investments are made in the form of time-deposits of monies not needed for immediate requirement and all interest earned is credited as miscellaneous income to the Secretariat Fund.

During 2008 the Investment Committee continued to monitor cash management activities and to provide a forum where these activities are discussed and approved. As a consequence of the financial crisis,

increased emphasis was directed on assessing the financial conditions of the approved banks where OSCE places short term time deposit as well as the banks in the Institutions and Field Operations with the purpose of ensuring OSCE cash holdings were secure.

5. Management Issues**5.1 Performance Based Programme Budgeting**

In its Decision 18/06 of 5 December 2006, the Ministerial Council has stated its commitment to further introduction and application of PBPB in the OSCE. In 2007 the Secretariat devoted significant efforts to apply PBPB across all OSCE Funds in preparation for the 2008 budget year, by providing extensive training and assistance to Programme Managers in Vienna and in the field. During 2008, in preparation for the 2009 budget year, additional efforts were undertaken to complete the process of PBPB introduction through the formulation of Outcome-level Performance Indicators in all OSCE Funds.

5.2 Common Regulatory Management System

An ACMF Working Group on Financial Regulations was tasked with amending the Financial Regulations. A compilation of amendments was issued in 2007 (PC.ACMF/54/07). However, consensus has not yet been reached and deliberations continue.

Annex A: OSCE Staffing Overview – Budgeted and Actual Staff Positions

as at 31 December 2008

Fund	number of positions	Contracted		Seconded		National Prof.		TOTAL PROF		General Service		GRAND TOTAL	
		Budget	Actual	Budget	Actual	Budget	Actual	Budget	Actual	Budget	Actual	Budget	Actual
The Secretariat	139	127	40	32	0	0	179	159	185	175	364	334	
Office for Democratic Institutions and Human Rights	56	52	17	11	0	0	73	63	52	48	125	111	
High Commissioner on National Minorities	14	14	6	5	0	0	20	19	8	8	28	27	
Representative on Freedom of the Media	7	6	6	1	0	0	13	7	3	3	16	10	
SECRETARIAT AND INSTITUTIONS	216	199	69	49	0	0	285	248	248	234	533	482	
Mission in Kosovo	40	28	222	139	81	70	343	237	583	533	926	770	
Tasks in Bosnia and Herzegovina	4	3	89	75	139	136	232	214	307	300	539	514	
Office in Zagreb*	1	1	8	7	7	7	16	15	18	18	34	33	
Mission to Serbia	2	2	46	42	21	18	69	62	107	105	176	167	
Presence in Albania	1	1	26	21	14	14	41	36	61	59	102	95	
Spillover Monitor Mission to Skopje	5	4	69	47	25	24	99	75	139	133	238	208	
Mission to Montenegro	1	1	13	13	7	6	21	20	25	25	46	45	
South-Eastern Europe	54	40	473	344	294	275	821	659	1,240	1,173	2,061	1,832	
Mission to Moldova	1	0	12	12	5	5	18	17	30	29	48	46	
Project Co-ordinator in the Ukraine	1	1	2	1	22	19	25	21	19	16	44	37	
Office in Minsk	1	1	4	4	0	0	5	5	8	8	13	13	
Representative to the Latvian - Russian JC on Military Pensioners	0	0	0	0	0	0	0	0	0	0	0	0	
Eastern Europe	3	2	18	17	27	24	48	43	57	53	105	96	
Mission to Georgia	8	7	58	44	20	18	86	69	117	108	203	177	
Office in Yerevan	1	1	6	6	11	11	18	18	22	21	40	39	
Office in Baku	1	1	11	11	3	3	15	15	17	17	32	32	
High Level Planning Group	0	0	8	6	0	0	8	6	1	1	9	7	
The Minsk Process	0	0	0	0	0	0	0	0	0	0	0	0	
Personal Representative of the CiO on Conflict dealt with by the Minsk Conference	1	1	5	5	0	0	6	6	11	11	17	17	
Caucasus	11	10	88	72	34	32	133	114	168	158	301	272	
Centre in Astana	1	1	5	5	4	4	10	10	15	15	25	25	
Centre in Ashgabad	1	1	5	4	1	1	7	6	17	17	24	23	
Centre in Bishkek	1	1	15	12	4	4	20	17	66	64	86	81	
Project Co-ordinator in Uzbekistan	0	0	3	3	3	2	6	5	12	12	18	17	
Office in Tajikistan*	3	3	21	17	6	5	30	25	83	78	113	103	
Central Asia	6	6	49	41	18	16	73	63	193	186	266	249	
TOTAL FOR FUNDS RELATED TO OSCE FIELD OPERATIONS	74	58	628	474	373	347	1,075	879	1,658	1,570	2,733	2,449	
TOTAL OSCE 2008 UNIFIED BUDGET	290	257	697	523	373	347	1,360	1,127	1,906	1,804	3,266	2,931	

* See notes of page 57

Chapter II – Budget and Expenditure Report

Fund										
Main Programme	Approved	PC	Budget	Transfers	Revised	Disbursement	ULO	Expenditure	Utiliz.	
Programme	Budget	Authorized	Revision	Fin. Reg.	Budget after				Rate %	
EUR '000	(PC.DEC/839)	Transfers	(PC.DEC/889)	3.02(b)	Transfers					
I. FUNDS RELATED TO SECRETARIAT AND INSTITUTIONS										
The Secretariat										
Secretary General and Central Services										
Executive Management	1,106	(42)	1,064	0	1,064	1,050	6	1,056	99	
Security Management	411	(4)	407	0	407	396	2	398	98	
External Co-operation	663	23	686	0	686	670	16	686	100	
Legal Services	495	12	506	0	506	501	4	505	100	
Press and Public Information	1,110	80	1,190	0	1,190	1,157	9	1,166	98	
Gender Issues	276	(9)	268	0	268	257	5	262	98	
TOTAL	4,061	59	4,120	0	4,120	4,030	43	4,073	99	
Chairman-in-Office										
Short-Term Mission/Visits of CiO and PR of the CiO	300	6	306	0	306	305	0	305	100	
Advisory Committee on Management and Finance (ACMF)	15	(7)	8	0	8	7	0	7	95	
Panel of Adjudicators	40	(35)	5	0	5	4	0	4	85	
Audit Committee	50	(37)	13	0	13	12	0	12	91	
External Auditors	100	(12)	88	0	88	86	0	86	98	
TOTAL	505	(85)	420	0	420	415	0	415	99	
Internal Oversight										
Internal Oversight	1,291	(97)	1,194	0	1,194	1,097	73	1,170	98	
TOTAL	1,291	(97)	1,194	0	1,194	1,097	73	1,170	98	
Strategic Police Matters										
Strategic Police Matters Unit	918	(91)	827	0	827	800	5	805	97	
TOTAL	918	(91)	827	0	827	800	5	805	97	
Office of the Special Representative/Co-ordinator for Combating Trafficking										
Office of the Special Representative/Co-ordinator for Combating Trafficking in Human Beings	750	52	802	0	802	764	23	787	98	
TOTAL	750	52	802	0	802	764	23	787	98	
Action Against Terrorism Unit										
Action Against Terrorism	782	(45)	737	0	737	717	5	722	98	
TOTAL	782	(45)	737	0	737	717	5	722	98	
Activities Relating to the Economic and Environmental Aspects of Security										
Co-ordinator of OSCE Economic and Environmental Activities	1,410	(22)	1,388	0	1,388	1,345	20	1,365	98	
Economic and Environmental Forum	473	(3)	470	0	470	457	1	458	97	
TOTAL	1,883	(25)	1,858	0	1,858	1,801	22	1,823	98	
Conflict Prevention										
CPC Direction and Management	379	31	410	0	410	404	0	404	99	
Policy Support Service	851	26	877	0	877	863	14	877	100	
Operations Service	1,017	(128)	889	0	889	865	12	877	99	
Programming and Evaluation Support Unit	261	(21)	239	0	239	233	1	234	98	
FSC Chairmanship	32	(3)	29	0	29	28	0	28	97	
FSC Support	577	38	615	0	615	605	7	612	99	
Communications Network	560	(108)	452	0	452	376	66	442	98	
TOTAL	3,676	(165)	3,511	0	3,511	3,373	101	3,474	99	

Fund	Approved Budget	PC Authorized Transfers	Budget Revision	Transfers Fin. Reg. 3.02(b)	Revised Budget after Transfers	Disbursement	ULO	Expenditure	Utiliz. Rate %
Main Programme Programme EUR '000	(PC.DEC/839)		(PC.DEC/889)						
Human Resources Management									
HR Direction and Management	366	36	402	0	402	388	2	390	97
Personnel Management	973	(59)	914	0	914	852	46	898	98
Recruitment	681	(166)	515	0	515	502	2	504	98
Training Section	1,061	(25)	1,036	0	1,036	951	17	968	93
TOTAL	3,081	(213)	2,868	0	2,868	2,694	66	2,760	96
Department of Management and Finance									
DMF Direction and Management	5,145	(112)	5,032	0	5,032	4,258	563	4,821	96
Conference and Language Services	315	(32)	282	0	282	272	4	276	98
Financial Compliance, Systems and Support	431	(34)	398	0	398	377	12	389	98
Finance Service	1,175	(85)	1,090	0	1,090	1,069	1	1,070	98
Information and Communication Technology Services	2,731	(160)	2,571	0	2,571	2,044	481	2,525	98
Mission Support Services	1,391	3	1,394	0	1,394	1,282	112	1,394	100
Secretariat Common Operational Costs	3,114	(19)	3,095	0	3,095	1,993	1,015	3,008	97
Prague Office	368	0	368	0	368	359	4	363	98
TOTAL	14,671	(440)	14,231	0	14,231	11,654	2,192	13,847	97
TOTAL FOR THE SECRETARIAT	31,617	(1,049)	30,568	0	30,568	27,346	2,530	29,877	98
Office for Democratic Institutions and Human Rights									
Direction and Policy	1,293	86	1,379	0	1,379	1,360	16	1,376	100
Fund Administration Unit	1,480	133	1,614	0	1,614	1,579	33	1,612	100
Common Operational Costs	819	(20)	799	0	799	701	59	760	95
Human Dimension Meetings	762	(105)	657	0	657	652	0	652	99
Democratization	1,265	29	1,294	0	1,294	1,281	12	1,293	100
Human Rights	1,069	(77)	993	0	993	952	31	983	99
Elections	6,104	(130)	5,974	0	5,974	5,933	40	5,973	100
Tolerance and Non-Discrimination	1,180	(31)	1,149	0	1,149	1,125	24	1,149	100
Roma and Sinti Issues	433	(42)	391	0	391	371	18	389	100
TOTAL	14,405	(156)	14,250	0	14,250	13,953	234	14,187	100
High Commissioner on National Minorities									
Office of High Commissioner	1,543	(88)	1,456	0	1,456	1,456	0	1,456	100
Fund Administration Unit	338	11	348	0	348	347	1	348	100
Common Operational Costs	184	16	201	0	201	197	3	200	99
Conflict Prevention Activities	952	0	952	0	952	935	5	940	99
TOTAL	3,017	(61)	2,957	0	2,957	2,934	10	2,943	100
Representative on Freedom of the Media									
Office of Representative	589	(28)	561	0	561	557	2	559	100
Freedom of the Media	723	(45)	678	0	678	609	46	655	97
TOTAL	1,312	(73)	1,239	0	1,239	1,165	49	1,214	98
TOTAL FOR FUNDS RELATED TO THE SECRETARIAT AND INSTITUTIONS	50,351	(1,338)	49,013	0	49,013	45,399	2,822	48,222	98

Fund	Approved Budget (PC.DEC/839)	PC Authorized Transfers	Budget Revision (PC.DEC/889)	Transfers Fin. Reg. 3.02(b)	Revised Budget after Transfers	Disbursement	ULO	Expenditure	Utiliz. Rate %
II. FUNDS RELATED TO OSCE FIELD OPERATIONS									
AUGMENTATIONS									
Secretariat Augmentations									
Press and Public Information	265	(22)	243	0	243	238	0	238	98
Internal Oversight	279	(109)	170	0	170	164	0	164	97
Policy Support Service	394	8	402	0	402	401	0	401	100
Operations Service	161	(7)	154	0	154	152	0	152	99
Personnel Management	296	(6)	290	0	290	285	1	286	98
Recruitment	503	(80)	423	0	423	412	1	413	98
Financial Compliance, Systems and Support	179	(24)	156	0	156	152	0	152	98
Finance Service	672	(40)	632	0	632	618	2	620	98
Information and Communication Technology Services	1,316	(71)	1,245	0	1,245	1,172	57	1,229	99
Mission Support Service	1,023	0	1,023	0	1,023	1,008	7	1,015	99
TOTAL	5,087	(350)	4,737	0	4,737	4,602	68	4,670	99
ODIHR Augmentations									
ODIHR Democratization	254	(88)	166	0	166	154	8	162	98
TOTAL	254	(88)	166	0	166	154	8	162	98
TOTAL FOR AUGMENTATIONS	5,341	(438)	4,903	0	4,903	4,756	76	4,832	99
SOUTH-EASTERN EUROPE									
Mission in Kosovo									
Office of Head of Mission	4,117	238	4,355	0	4,355	3,916	413	4,329	99
Fund Administration Unit	4,177	(87)	4,090	0	4,090	3,899	123	4,022	98
Common Operational Costs	5,878	(788)	5,090	0	5,090	4,076	859	4,935	97
Security and Public Safety	2,121	(613)	1,508	0	1,508	1,368	118	1,486	99
Assistance Programme	5,368	(1,035)	4,333	0	4,333	3,902	326	4,228	98
Monitoring Programme	8,399	(841)	7,558	0	7,558	7,352	190	7,542	100
TOTAL FOR THE MISSION	30,060	(3,126)	26,934	0	26,934	24,513	2,029	26,542	99
Tasks in Bosnia and Herzegovina									
Office of Head of Mission	1,713	(52)	1,661	0	1,661	1,655	5	1,660	100
Fund Administration Unit	1,982	34	2,016	0	2,016	1,817	181	1,998	99
Common Operational Costs	3,335	(137)	3,198	0	3,198	2,996	169	3,165	99
Security Co-operation	736	9	745	0	745	743	0	743	100
Human Rights and Rule of Law	2,648	(168)	2,480	0	2,480	2,467	6	2,473	100
Education	1,546	(18)	1,528	0	1,528	1,505	20	1,525	100
Democratization	3,014	(91)	2,923	0	2,923	2,891	17	2,908	99
TOTAL FOR THE MISSION	14,974	(422)	14,552	0	14,552	14,074	398	14,471	99
Regional Stabilization/Arms Control									
Implementation of Article IV	280	(85)	195	0	195	185	4	189	97
TOTAL REGIONAL STABILIZATION / ARMS CONTROL	280	(85)	195	0	195	185	4	189	97
GRAND TOTAL	15,255	(507)	14,747	0	14,747	14,260	401	14,661	99

Fund										
Main Programme	Approved	PC	Budget	Transfers	Revised	Disbursement	ULO	Expenditure	Utiliz.	
Programme	Budget	Authorized	Revision	Fin. Reg.	Budget after				Rate %	
EUR '000	(PC.DEC/839)	Transfers	(PC.DEC/889)	3.02(b)	Transfers					
Office in Zagreb										
Office of Head of Mission	480	34	514	0	514	485	28	513	100	
Fund Administration Unit	478	(2)	477	0	477	460	15	475	100	
Common Operational Costs	711	(59)	653	0	653	615	28	643	99	
War Crimes Monitoring	802	(138)	664	0	664	641	23	664	100	
Housing Care Implementation	277	(40)	237	0	237	213	21	234	98	
TOTAL	2,749	(204)	2,545	0	2,545	2,414	115	2,529	99	
Mission to Serbia										
Office of Head of Mission	1,041	48	1,089	0	1,089	977	110	1,087	100	
Fund Administration Unit	805	(40)	765	0	765	687	76	763	100	
Common Operational Costs	1,564	(11)	1,554	0	1,554	1,386	142	1,528	98	
Police Affairs	1,880	(83)	1,796	0	1,796	1,703	79	1,782	99	
Economic and Environmental	281	(5)	275	0	275	245	29	274	99	
Democratization	1,064	(3)	1,061	0	1,061	924	127	1,051	99	
Media	427	11	438	0	438	397	39	436	100	
Rule of Law and Human Rights	1,139	(14)	1,125	0	1,125	1,055	68	1,123	100	
TOTAL	8,200	(98)	8,103	0	8,103	7,374	670	8,045	99	
Presence in Albania										
Office of Head of Mission	914	(32)	882	0	882	844	34	878	100	
Fund Administration Unit	426	14	440	0	440	377	62	439	100	
Common Operational Costs	973	(79)	894	0	894	747	140	887	99	
Security Co-operation	249	8	257	0	257	241	14	255	99	
Governance in Economic and Environmental Issues	268	(16)	252	0	252	228	23	251	100	
Democratization	380	(16)	365	0	365	321	38	359	99	
Rule of Law and Human Rights	335	10	346	0	346	321	22	343	99	
TOTAL	3,545	(110)	3,435	0	3,435	3,079	333	3,413	99	
Spillover Monitor Mission to Skopje										
Office of Head of Mission	1,265	47	1,311	0	1,311	1,277	28	1,305	100	
Fund Administration Unit	1,158	18	1,176	0	1,176	1,169	3	1,172	100	
Common Operational Costs	1,619	(50)	1,569	0	1,569	1,412	134	1,546	99	
Confidence Building	778	27	805	0	805	712	86	798	99	
Police Development	1,905	(28)	1,877	0	1,877	1,805	58	1,863	99	
Media Development	241	(8)	233	0	233	199	31	230	99	
Rule of Law	1,585	(35)	1,550	0	1,550	1,343	184	1,527	99	
Public Administration Support	528	(41)	487	0	487	349	131	480	99	
TOTAL FOR THE MISSION	9,079	(71)	9,008	0	9,008	8,267	654	8,921	99	
Mission to Montenegro										
Office of Head of Mission	346	(19)	327	0	327	326	0	326	100	
Fund Administration Unit	235	(11)	224	0	224	223	0	223	100	
Common Operational Costs	456	(15)	441	0	441	416	24	440	100	
Police Affairs	428	(16)	412	0	412	403	7	410	99	
Politico-Military Activities	39	(15)	24	0	24	24	0	24	98	
Economic and Environmental	97	7	104	0	104	104	0	104	100	
Democratization	346	0	346	0	346	336	0	336	97	
Media	117	(3)	113	0	113	112	0	112	99	
Rule of Law and Human Rights	245	(13)	232	0	232	229	2	231	100	
TOTAL	2,310	(87)	2,223	0	2,223	2,172	34	2,205	99	
TOTAL FOR SOUTH-EASTERN EUROPE	71,197	(4,202)	66,995	0	66,995	62,078	4,237	66,316	99	

Fund	Approved Budget (PC.DEC/839)	PC Authorized Transfers	Budget Revision (PC.DEC/889)	Transfers Fin. Reg. 3.02(b)	Revised Budget after Transfers	Disbursement	ULO	Expenditure	Utiliz. Rate %
EASTERN EUROPE									
Mission to Moldova									
Office of Head of Mission	346	(5)	341	0	341	289	51	340	100
Fund Administration Unit	171	9	180	0	180	178	2	180	100
Common Operational Costs	457	(7)	450	0	450	380	69	449	100
Conflict Prevention/Resolution	433	(24)	409	0	409	402	6	408	100
Human Rights Monitoring/Democratization	291	18	308	0	308	294	12	306	99
Anti-Trafficking/Gender	260	9	269	0	269	256	8	264	98
TOTAL	1,956	(0)	1,956	0	1,956	1,799	148	1,948	100
Project Co-ordinator in Ukraine									
Office of Head of Mission	157	(24)	133	0	133	129	0	129	97
Fund Administration Unit	270	(7)	263	0	263	250	9	259	98
Common Operational Costs	267	27	293	0	293	273	20	293	100
Democratization and Good Governance	288	(158)	130	0	130	122	0	122	95
Rule of Law and Human Rights	772	19	791	0	791	787	3	790	100
Economic, Environmental and Politico-Military Projects	855	(151)	705	0	705	686	0	686	97
TOTAL	2,608	(294)	2,314	0	2,314	2,246	33	2,280	98
Office in Minsk									
Office of Head of Mission	239	(5)	234	0	234	210	19	229	98
Fund Administration Unit	135	(8)	127	0	127	122	0	122	96
Common Operational Costs	188	(19)	169	0	169	159	8	167	99
Economic and Environmental Activities	198	(24)	174	0	174	163	3	166	95
Institution-Building, Rule of Law and Civil Society	203	(6)	197	0	197	194	0	194	98
TOTAL	962	(62)	900	0	900	848	30	877	97
Representative on the Latvian-Russian Joint Commission on Military Pensioners									
Office of Head of Mission	10	(2)	7	0	7	7	0	7	100
TOTAL	10	(2)	7	0	7	7	0	7	100
TOTAL FOR EASTERN EUROPE	5,536	(358)	5,178	0	5,178	4,900	211	5,112	99
CAUCASUS									
Mission to Georgia									
Office of Head of Mission	2,232	(375)	1,857	0	1,857	1,801	32	1,833	99
Fund Administration Unit	1,126	(2)	1,124	0	1,124	1,112	4	1,116	99
Common Operational Costs	2,606	(400)	2,206	0	2,206	2,061	132	2,193	99
Political and Military Aspects of Security and Police Activities	1,924	(289)	1,635	0	1,635	1,502	129	1,631	100
Economic and Environmental Activities	467	(8)	459	0	459	435	9	444	97
Human Dimension Activities	1,396	(48)	1,348	0	1,348	1,259	44	1,303	97
TOTAL	9,751	(1,122)	8,629	0	8,629	8,170	350	8,521	99

Fund										
Main Programme	Approved	PC	Budget	Transfers	Revised	Disbursement	ULO	Expenditure	Utiliz.	
Programme	Budget	Authorized	Revision	Fin. Reg.	Budget after				Rate %	
EUR '000	(PC.DEC/839)	Transfers	(PC.DEC/889)	3.02(b)	Transfers					
Office in Yerevan										
Office of Head of Mission	271	(15)	256	0	256	242	12	254	99	
Fund Administration Unit	182	(7)	175	0	175	171	2	173	99	
Common Operational Costs	341	26	366	0	366	322	38	360	98	
Politico-Military Activities	473	(76)	397	0	397	390	6	396	100	
Economic and Environmental Activities	432	9	441	0	441	429	5	434	99	
Democratization	248	24	272	0	272	270	0	270	99	
Human Rights	201	6	206	0	206	197	0	197	95	
Good Governance	327	15	342	0	342	329	4	333	97	
TOTAL	2,473	(19)	2,455	0	2,455	2,350	67	2,416	98	
Office in Baku										
Office of Head of Mission	216	0	216	0	216	211	2	213	99	
Fund Administration Unit	165	8	173	0	173	168	1	169	98	
Common Operational Costs	386	0	386	0	386	360	15	375	97	
Politico-Military Activities	654	0	654	0	654	646	1	647	99	
Economic and Environmental Activities	367	(8)	359	0	359	320	36	356	99	
Democratization	342	0	342	0	342	282	55	337	98	
Rule of Law and Human Rights	370	0	370	0	370	355	8	363	98	
TOTAL	2,499	0	2,499	0	2,499	2,343	117	2,459	98	
High Level Planning Group										
Office of Head of Mission	192	0	192	0	192	150	40	190	99	
TOTAL	192	0	192	0	192	150	40	190	99	
The Minsk Process										
Office of Head of Mission	953	0	953	0	953	343	54	397	42	
TOTAL	953	0	953	0	953	343	54	397	42	
Personal Representative of the CIO on the Conflict Dealt with by the Minsk Conference										
Office of Head of Mission	567	(7)	560	0	560	502	57	559	100	
Fund Administration Unit	178	6	184	0	184	183	0	183	99	
Common Operational Costs	306	1	306	0	306	298	8	306	100	
TOTAL	1,051	0	1,051	0	1,051	983	65	1,048	100	
TOTAL FOR CAUCASUS	16,919	(1,140)	15,779	0	15,779	14,338	694	15,031	95	
CENTRAL ASIA										
Centre in Astana										
Office of Head of Mission	232	(10)	222	0	222	204	17	221	100	
Fund Administration Unit	227	20	247	0	247	245	1	246	100	
Common Operational Costs	391	(39)	351	0	351	317	20	337	96	
Politico-Military Activities	407	15	422	0	422	415	2	417	99	
Economic and Environmental Activities	400	9	408	0	408	380	21	401	98	
Human Dimension Activities	412	(6)	406	0	406	374	3	377	93	
TOTAL	2,068	(11)	2,056	0	2,056	1,936	63	1,999	97	

Fund										
Main Programme	Approved	PC	Budget	Transfers	Revised	Disbursement	ULO	Expenditure	Utiliz.	
Programme	Budget	Authorized	Revision	Fin. Reg.	Budget after				Rate %	
EUR '000	(PC.DEC/839)	Transfers	(PC.DEC/889)	3.02(b)	Transfers					
Centre in Ashgabad										
Office of Head of Mission	253	(17)	236	0	236	233	0	233	99	
Fund Administration Unit	137	5	141	0	141	140	0	140	99	
Common Operational Costs	217	8	225	0	225	166	36	202	90	
Conflict Prevention and Confidence and Security Building	261	(45)	216	0	216	200	2	202	93	
Economic and Environmental Activities	214	(2)	212	0	212	212	0	212	100	
Human Dimension Activities	257	(29)	229	0	229	227	1	228	100	
TOTAL	1,338	(79)	1,259	0	1,259	1,178	39	1,217	97	
Centre in Bishkek										
Office of Head of Mission	783	24	807	0	807	712	95	807	100	
Fund Administration Unit	262	5	267	0	267	233	34	267	100	
Common Operational Costs	698	(36)	662	0	662	643	18	661	100	
Politico-Military Activities	654	12	666	0	666	652	14	666	100	
Economic and Environmental Activities	783	28	811	0	811	739	72	811	100	
Human Dimension Activities	811	44	855	0	855	760	94	854	100	
Police Reform Programme	1,061	(76)	985	0	985	936	49	985	100	
TOTAL	5,052	0	5,052	0	5,052	4,674	377	5,051	100	
Project Co-ordinator in Uzbekistan										
Office of Head of Mission	190	(62)	128	0	128	123	2	125	98	
Fund Administration Unit	74	(15)	59	0	59	55	0	55	94	
Common Operational Costs	288	(65)	223	0	223	180	26	206	92	
Politico-Military Activities	318	(26)	292	0	292	267	20	287	98	
Economic and Environmental Activities	421	(20)	401	0	401	270	121	391	98	
Human Dimension Activities	352	(14)	337	0	337	240	94	334	99	
TOTAL	1,641	(203)	1,439	0	1,439	1,135	263	1,399	97	
Office in Tajikistan										
Office of Head of Mission	746	16	762	0	762	725	33	758	99	
Fund Administration Unit	327	(30)	297	0	297	293	3	296	100	
Common Operational Costs	876	38	914	0	914	879	34	913	100	
Fostering Political Dialogue and Security	347	22	370	0	370	254	96	350	95	
SALW and CA, Mine Action, Anti-Terrorism				0						
and Security-related activities	607	(22)	585	0	585	574	(14)	560	96	
Addressing Environmental Issues - Capacity Building	364	35	399	0	399	320	79	399	100	
Supporting Economic Development in Tajikistan	486	(52)	434	0	434	358	50	408	94	
Promoting Democratization in Tajikistan	273	(8)	265	0	265	235	30	265	100	
Fostering Democratization of Media in Tajikistan	389	(28)	361	0	361	279	82	361	100	
Gender Awareness and Equality in Tajikistan	310	5	315	0	315	296	19	315	100	
TOTAL	4,725	(23)	4,702	0	4,702	4,212	413	4,625	98	
TOTAL FOR CENTRAL ASIA	14,824	(317)	14,507	0	14,507	13,135	1,155	14,291	99	
TOTAL FOR FUNDS RELATED TO THE OSCE FIELD OPERATIONS										
	113,817	(6,455)	107,362	0	107,362	99,207	6,373	105,582	98	
TOTAL OSCE UNIFIED BUDGET	164,168	(7,793)	156,375	0	156,375	144,605	9,196	153,804	98	

Chapter III – Financial Statements

**STATEMENT 1: OSCE Consolidated Statement of Income, Expenditure
and Changes in Fund Balance**
for the Year Ending 31 December 2008

EUR '000	Note	TOTAL OSCE*	
		2008	2007
Assessed Contributions	2/5	156,375	163,588
Extra-budgetary Contributions	3	28,543	25,997
Miscellaneous Income	2/5	6,362	4,785
Currency Exchange Adjustments	2/4	1,164	(887)
Savings on prior year ULO's	9	1,154	902
Other Adjustments	10	67	397
TOTAL INCOME	2/5	193,664	194,781
TOTAL EXPENDITURE	2/6	175,875	185,070
EXCESS OF INCOME OVER EXPENDITURE		17,790	9,711
Less credits to participating States/Transfers	2/7	(13,875)	(3,967)
Refund of unspent XB contributions to Donors		(1,381)	(1,084)
Fund Balance 1 January		62,439	57,779
Fund Balance at Period End	2/8	64,973	62,439

**STATEMENT 2: OSCE Consolidated Statement of Assets, Liabilities
and Fund Balance**
as at 31 December 2008

EUR '000	Note	TOTAL OSCE*	
		2008	2007
Assets			
Cash and Short-term Deposits Budgetary	2/3	57,425	47,461
Cash and Short-term Deposits Extra-budgetary	2/3	40,816	38,622
Assessed Contributions Receivable	4	6,785	6,417
Accounts Receivable	5	2,693	2,752
Prepaid Expenses and Advances	6	3,763	6,696
TOTAL ASSETS		111,482	101,947
Liabilities			
Accounts Payable	8	3,028	5,528
Reserve for unliquidated obligations	9	12,419	12,780
Funds held for third parties	11	6,138	6,119
Contributions Received in Advance	12	19,213	9,379
Other Current Liabilities		438	455
TOTAL LIABILITIES		41,236	34,262
Reserves and Fund Balances			
Unallocated surplus	2/7	382	356
Revolving Fund	2/2	2,710	2,710
Contingency Fund	2/2	2,180	2,180
Fund Balance	2/8	64,973	62,439
TOTAL RESERVES AND FUND BALANCE		70,246	67,686
TOTAL LIABILITIES, RESERVES AND FUND BALANCE		111,482	101,947

Note: Contingent Liabilities - see note 14

* Unified Budget, Wallnerstrasse and Extra-budgetary

STATEMENT 3: OSCE Consolidated Statement of Cash Flow

for the Year Ending 31 December 2008

EUR '000	TOTAL OSCE*	
	2008	2007
NET EXCESS (SHORTFALL) OF INCOME OVER EXPENDITURE	17,790	9,711
(Increase) decrease in assessed contributions receivable	(368)	184
(Increase) decrease in accounts receivable	59	(258)
(Increase) decrease in prepaid expenditure and advances	2,933	(1,438)
Increase (decrease) in contributions received in advance	9,833	(5,357)
Increase (decrease) in reserve for unliquidated obligations	(362)	298
Increase (decrease) in accounts payable	(2,500)	1,148
Increase (decrease) in other current liabilities	(17)	29
NET CASH FLOW FROM OPERATING ACTIVITIES	27,369	4,316
Increase (decrease) in Unallocated Surplus	26	(4)
Increase (decrease) in funds held for third parties	19	1,278
Credits to participating States/Transfers	(13,875)	(3,967)
Refund of unspent extrabudgetary contribution	(1,381)	(1,084)
NET CASH FLOW FROM FINANCING ACTIVITIES	(15,210)	(3,776)
NET INCREASE (DECREASE) IN CASH	12,159	540

* Unified Budget, Wallnerstrasse and Extra-budgetary

STATEMENT 4: Summary of all OSCE Statement of Income, Expenditure and Changes in Fund Balance

for the Year Ending 31 December 2008

		Total Institutions		Total Field Operations		Total Unified Budget		Wallnerstr.		Total Extra-Budgetary Funds		TOTAL OSCE	
	Note	2008	2007	2008	2007	2008	2007	2008	2007	2008	2007	2008	2007
EUR '000													
Assessed Contributions	2/5	49,013	48,484	107,362	115,104	156,375	163,588	0	0	0	0	156,375	163,588
Extrabudgetary Contributions	3	0	0	0	0	0	0	0	0	28,543	25,997	28,543	25,997
Miscellaneous Income	2/5	6,078	4,495	283	290	6,362	4,785	0	0	0	0	6,362	4,785
Currency Exchange Adjustments	2/4	(121)	145	446	(301)	326	(156)	0	0	838	(731)	1,164	(887)
Savings on prior year ULO's	9	328	213	717	689	1,045	902	109	0	0	0	1,154	902
Other Adjustments	10	0	0	0	0	0	0	0	0	67	397	67	397
TOTAL INCOME	2/5	55,299	53,336	108,808	115,782	164,108	169,118	109	0	29,448	25,663	193,664	194,781
TOTAL EXPENDITURE	2/6	48,222	47,532	105,582	113,150	153,804	160,682	819	4,113	21,252	20,274	175,875	185,070
EXCESS OF INCOME OVER EXPENDITURE		7,077	5,804	3,226	2,632	10,304	8,436	(709)	(4,113)	8,195	5,388	17,790	9,711
Transfer between Funds		0	0	0	0	0	0	0	0	0	0	0	0
Less credits to participating States/Transfers		(7,263)	(1,850)	(6,612)	(2,117)	(13,875)	(3,967)	0	0	0	0	(13,875)	(3,967)
Refund of unspent XB contributions to Donors		0	0	0	0	0	0	0	0	(1,381)	(1,084)	(1,381)	(1,084)
Fund Balance 1 January		16,037	12,083	12,878	12,363	28,915	24,446	947	5,060	32,577	28,273	62,439	57,779
Fund Balance at Period End	2/8	15,852	16,037	9,493	12,878	25,344	28,915	237	947	39,392	32,577	64,973	62,439

STATEMENT 5: Summary of all OSCE Statement of Assets, Liabilities and Fund Balance

as at 31 December 2008

		Total Institutions		Total Field Operations		Total Unified Budget		Wallnerstr.		Total Extra-Budgetary Funds		TOTAL OSCE	
EUR '000	Note	2008	2007	2008	2007	2008	2007	2008	2007	2008	2007	2008	2007
Cash and Short-term Dep. Budgetary	2/3	54,724	43,876	2,701	3,584	57,425	47,461	0	0	0	0	57,425	47,461
Cash and Short-term Dep. Extra-budgetary	2/3	40,816	38,622	0	0	40,816	38,622	0	0	0	0	40,816	38,622
Assessed Contributions Receivable	4	3,377	3,013	3,408	3,405	6,785	6,417	0	0	0	0	6,785	6,417
Accounts Receivable	5	2,024	2,226	669	526	2,693	2,752	0	0	0	0	2,693	2,752
Prepaid Expenses and Advances	6	1,112	2,626	2,650	4,070	3,763	6,696	0	0	0	0	3,763	6,696
Due From Other Funds		120	942	9,159	28,720	9,279	29,662	237	1,093	42,756	35,956	52,272	66,711
TOTAL ASSETS		102,173	91,305	18,587	40,305	120,760	131,609	237	1,093	42,756	35,956	163,754	168,658
Accounts Payable	8	1,420	3,020	1,608	2,508	3,028	5,528	0	0	0	0	3,028	5,528
Reserve for unliquidated obligations	9	2,862	2,842	6,404	6,605	9,266	9,448	0	147	3,153	3,186	12,419	12,780
Funds held for third parties	11	6,114	6,101	24	17	6,138	6,119	0	0	0	0	6,138	6,119
Contributions Received in Advance	12	18,803	8,970	409	409	19,213	9,379	0	0	0	0	19,213	9,379
Due To Other Funds		51,784	49,043	488	17,668	52,272	66,711	0	0	0	0	52,272	66,711
Other Current Liabilities		66	44	161	218	227	262	0	0	212	192	438	455
TOTAL LIABILITIES		81,049	70,021	9,095	27,426	90,143	97,447	0	147	3,364	3,379	93,508	100,973
Unallocated surplus	2/7	382	356	0	0	382	356	0	0	0	0	382	356
Revolving Fund	2/2	2,710	2,710	0	0	2,710	2,710	0	0	0	0	2,710	2,710
Contingency Fund	2/2	2,180	2,180	0	0	2,180	2,180	0	0	0	0	2,180	2,180
Fund Balance	2/8	15,852	16,037	9,493	12,878	25,344	28,915	237	947	39,392	32,577	64,973	62,439
TOTAL RESERVES AND FUND BALANCE		21,124	21,284	9,493	12,878	30,617	34,162	237	947	39,392	32,577	70,246	67,686
TOTAL LIABILITIES, RESERVES AND FUND BALANCE		102,173	91,305	18,587	40,305	120,760	131,609	237	1,093	42,756	35,956	163,754	168,658

STATEMENT 6: Summary of all OSCE Statement of Cash Flow

for the Year Ending 31 December 2008

	Total Institutions		Total Field Operations		Total Unified Budget		Wallnerstr.		Total Extra-Budgetary Funds		TOTAL OSCE	
EUR '000	2008	2007	2008	2007	2008	2007	2008	2007	2008	2007	2008	2007
EXCESS (SHORTFALL) OF INCOME OVER EXPENDITURE	7,077	5,804	3,226	2,632	10,304	8,436	(709)	(4,113)	8,195	5,388	17,790	9,711
(Increase) decrease in assessed contributions receivable	(364)	(46)	(3)	230	(368)	184	0	0	0	0	(368)	184
(Increase) decrease in accounts receivable	202	(353)	(143)	(55)	59	(408)	0	0	0	150	59	(258)
(Increase) decrease in prepaid expenditure and advances	1,514	(1,387)	1,419	(136)	2,933	(1,523)	0	0	0	85	2,933	(1,438)
(Increase) decrease in inter-fund balances receivable	823	(594)	19,560	(769)	20,383	(1,364)	856	3,967	(6,800)	(3,987)	14,439	(1,383)
Increase (decrease) in contributions received in advance	9,833	(5,357)	0	0	9,833	(5,357)	0	0	0	0	9,833	(5,357)
Increase (decrease) in reserve for unliquidated obligations	19	739	(201)	(74)	(182)	664	(147)	147	(33)	(513)	(362)	298
Increase (decrease) in accounts payable	(1,601)	1,094	(899)	286	(2,500)	1,380	0	0	0	(232)	(2,500)	1,148
Increase (decrease) in other current liabilities	22	(4)	(58)	59	(36)	55	0	0	19	(26)	(17)	29
Increase (decrease) in inter-fund balances payable	2,741	1,038	(17,180)	127	(14,439)	1,165	0	0	0	218	(14,439)	1,383
NET CASH FLOW FROM OPERATING ACTIVITIES	20,267	933	5,721	2,300	25,988	3,233	0	0	1,381	1,084	27,369	4,316
(Increase) Decrease in Unallocated Surplus	26	(4)	0	0	26	(4)	0	0	0	0	26	(4)
Increase (decrease) in funds held for third parties	13	1,282	7	(3)	19	1,278	0	0	0	0	19	1,278
Credits to participating States/ Transfers	(7,263)	(1,850)	(6,612)	(2,117)	(13,875)	(3,967)	0	0	0	0	(13,875)	(3,967)
Refund of unspent Extra-budgetary contribution	0	0	0	0	0	0	0	0	(1,381)	(1,084)	(1,381)	(1,084)
Transfer between Funds	0	0	0	0	0	0	0	0	0	0	0	0
NET CASH FLOW FROM FINANCING ACTIVITIES	(7,224)	(572)	(6,605)	(2,120)	(13,830)	(2,692)	0	0	(1,381)	(1,084)	(15,210)	(3,776)
NET INCREASE (DECREASE) IN CASH	13,042	361	(884)	180	12,159	540	0	0	0	0	12,159	540

STATEMENT 7: Summary of all OSCE Statement of Cash Surplus*

for the Year Ending 31 December 2008

	Total Institutions		Total Field Operations		Total Unified Budget	
EUR '000	2008	2007	2008	2007	2008	2007
EXCESS OF INCOME OVER EXPENDITURE	7,077	5,804	3,226	2,632	10,304	8,436
Add Contributions Receivable 1. Jan	3,013	2,967	3,405	3,635	6,417	6,602
Less Contributions Receivable at Period End	(3,377)	(3,013)	(3,408)	(3,405)	(6,785)	(6,417)
CASH SURPLUS FOR THE YEAR	6,713	5,759	3,223	2,862	9,936	8,621
Cash Surplus 1. Jan	13,025	9,116	9,474	8,729	22,498	17,845
Less Credits to participating States/Transfers	(7,263)	(1,850)	(6,612)	(2,117)	(13,875)	(3,967)
Cash Surplus at Period End	12,475	13,025	6,085	9,474	18,559	22,498
Add contributions receivable at Period End	3,377	3,013	3,408	3,405	6,785	6,417
Fund Balance at Period End	15,852	16,037	9,493	12,878	25,344	28,915

* See note 2/7

STATEMENT 8: OSCE Secretariat and Institutions, Statement of Income, Expenditure and Changes in Fund Balance

for the Year Ending 31 December 2008

		The Secretariat		Office for Democratic Institutions and Human Rights		High Commissioner on National Minorities		Representative on Freedom of the Media		Total Secretariat and Institutions	
		2008	2007	2008	2007	2008	2007	2008	2007	2008	2007
EUR '000											
	Note										
Assessed Contributions	2/5	30,568	30,318	14,250	14,090	2,957	2,816	1,239	1,260	49,013	48,484
Miscellaneous Income	2/5	6,036	4,477	39	15	4	3	0	0	6,078	4,495
Currency Exchange Adjustments	2/4	(136)	187	14	(43)	1	0	0	0	(121)	145
Savings on prior year ULO's	9	246	160	75	34	0	2	8	17	328	213
TOTAL INCOME	2/5	36,713	35,143	14,377	14,096	2,962	2,820	1,247	1,277	55,299	53,336
TOTAL EXPENDITURE	2/6	29,877	29,948	14,187	13,604	2,943	2,751	1,214	1,230	48,222	47,532
EXCESS OF INCOME OVER EXPENDITURE		6,836	5,195	190	493	18	70	33	47	7,077	5,804
Less credits to participating States/Transfers	2/7	(5,936)	(1,625)	(1,010)	(197)	(254)	(27)	(63)	(1)	(7,263)	(1,850)
Fund Balance 1 January		13,043	9,473	2,302	2,007	517	474	175	130	16,037	12,083
Fund Balance at Period End		13,943	13,043	1,483	2,302	281	517	145	175	15,852	16,037

STATEMENT 9: OSCE Secretariat and Institutions, Statement of Asset, Liabilities and Fund Balance

as at 31 December 2008

	Note	The Secretariat		Office for Democratic Institutions and Human Rights		High Commissioner on National Minorities		Representative on Freedom of the Media		Total Secretariat and Institutions	
		2008	2007	2008	2007	2008	2007	2008	2007	2008	2007
EUR '000											
Cash and Short-term Deposit Budgetary	2/3	54,128	42,673	561	1,003	35	200	0	0	54,724	43,876
Cash and Short-term Deposit Extra-budgetary	2/3	40,816	38,622	0	0	0	0	0	0	40,816	38,622
Assessed Contributions Receivable	4	2,128	1,930	960	821	215	193	74	68	3,377	3,013
Accounts Receivable	5	1,937	2,123	69	86	18	16	0	0	2,024	2,226
Prepaid Expenses and Advances	6	429	1,523	502	782	181	322	0	0	1,112	2,626
Due From Other Funds		0	0	0	771	0	0	120	172	120	942
TOTAL ASSETS		99,438	86,870	2,091	3,462	450	732	194	240	102,173	91,305
Accounts Payable	8	1,263	2,597	66	386	90	37	0	(1)	1,420	3,020
Reserve for unliquidated obligations	9	2,569	2,193	234	568	10	15	49	65	2,862	2,842
Funds held for third parties	11	5,935	5,900	179	201	0	0	0	0	6,114	6,101
Contributions Received in Advance	12	18,803	8,970	0	0	0	0	0	0	18,803	8,970
Due To Other Funds		51,606	48,917	129	0	49	126	0	0	51,784	49,043
Other Current Liabilities		46	3	0	5	20	36	0	0	66	44
TOTAL LIABILITIES		80,223	68,581	608	1,160	169	215	49	65	81,049	70,021
Unallocated surplus	2/7	382	356	0	0	0	0	0	0	382	356
Revolving Fund	2/7	2,710	2,710	0	0	0	0	0	0	2,710	2,710
Contingency Fund	2/2	2,180	2,180	0	0	0	0	0	0	2,180	2,180
Fund Balance		13,943	13,043	1,483	2,302	281	517	145	175	15,852	16,037
TOTAL RESERVES AND FUND BALANCE		19,216	18,289	1,483	2,302	281	517	145	175	21,124	21,284
TOTAL LIABILITIES, RESERVES AND FUND BALANCE		99,438	86,870	2,091	3,462	450	732	194	240	102,173	91,305

STATEMENT 10: Secretariat and Institutions, Statement of Cash Flow

for the Year Ending 31 December 2008

	The Secretariat		Office for Democratic Institutions and Human Rights		High Commissioner on National Minorities		Representative on Freedom of the Media		Total Secretariat and Institutions	
EUR '000	2008	2007	2008	2007	2008	2007	2008	2007	2008	2007
EXCESS (SHORTFALL) OF INCOME OVER EXPENDITURE	6,836	5,195	190	493	18	70	33	47	7,077	5,804
(Increase) decrease in assessed contributions receivable	(199)	(20)	(138)	(21)	(21)	(1)	(6)	(4)	(364)	(46)
(Increase) decrease in accounts receivable	186	(354)	17	4	(2)	(4)	0	0	202	(353)
(Increase) decrease in prepaid expenditure and advances	1,093	(1,362)	280	291	141	(316)	0	0	1,514	(1,387)
(Increase) decrease in inter-fund balances receivable	0	0	771	(771)	0	242	52	(66)	823	(594)
Increase (decrease) in contributions received in advance	9,833	(5,357)	0	0	0	0	0	0	9,833	(5,357)
Increase (decrease) in reserve for unliquidated obligations	376	533	(334)	170	(6)	12	(17)	24	19	739
Increase (decrease) in accounts payable	(1,335)	988	(320)	113	53	(6)	1	0	(1,601)	1,094
Increase (decrease) in other current liabilities	43	(9)	(5)	5	(17)	0	0	0	22	(4)
Increase (decrease) in inter-fund balances payable	2,689	841	129	71	(77)	126	0	0	2,741	1,038
NET CASH FLOW FROM OPERATING ACTIVITIES	19,524	454	589	354	90	123	63	1	20,267	933
(Increase) Decrease in Unallocated Surplus	26	(4)	0	0	0	0	0	0	26	(4)
Increase (decrease) in funds held for third parties	35	1,373	(22)	(91)	0	0	0	0	13	1,282
Credits to participating States/Transfers	(5,936)	(1,625)	(1,010)	(197)	(254)	(27)	(63)	(1)	(7,263)	(1,850)
NET CASH FLOW FROM FINANCING ACTIVITIES	(5,875)	(256)	(1,032)	(288)	(254)	(27)	(63)	(1)	(7,224)	(572)
NET INCREASE (DECREASE) IN CASH	13,649	198	(442)	65	(165)	97	0	0	13,042	361

STATEMENT 11: Secretariat and Institutions, Statement of Cash Surplus*
for the Year Ending 31 December 2008

	The Secretariat		Office for Democratic Institutions and Human Rights		High Commissioner on National Minorities		Representative on Freedom of the Media		Total Secretariat and Institutions	
EUR '000	2008	2007	2008	2007	2008	2007	2008	2007	2008	2007
EXCESS OF INCOME OVER EXPENDITURE	6,836	5,195	190	493	18	70	33	47	7,077	5,804
Add Contributions Receivable 1. Jan	1,930	1,909	821	800	193	193	68	65	3,013	2,967
Less Contributions Receivable at Period End	(2,128)	(1,930)	(960)	(821)	(215)	(193)	(74)	(68)	(3,377)	(3,013)
CASH SURPLUS FOR THE YEAR	6,637	5,175	52	471	(3)	69	27	44	6,713	5,759
Cash Surplus 1. Jan	11,113	7,564	1,481	1,207	323	281	107	65	13,025	9,116
Less Credits to participating States / Transfers	(5,936)	(1,625)	(1,010)	(197)	(254)	(27)	(63)	(1)	(7,263)	(1,850)
Cash Surplus at Period End	11,815	11,113	523	1,481	66	323	71	107	12,475	13,025
Add contributions receivable at Period End	2,128	1,930	960	821	215	193	74	68	3,377	3,013
Fund Balance at Period End	13,943	13,043	1,483	2,302	281	517	145	175	15,852	16,037

* See note 2/7

STATEMENT 12: Summary by Region OSCE Field Operations Statement of Income, Expenditure and Changes in Fund Balance

for the Year Ending 31 December 2008

	Augmentations*	South-Eastern Europe		Eastern Europe		Caucasus		Central Asia		Total Regions		Closed Funds		GRAND TOTAL			
EUR '000	Note	2008	2007	2008	2007	2008	2007	2008	2007	2008	2007	2008	2007	2008	2007		
Assessed Contributions	2/5	4,903	n/a	66,995	82,565	5,178	5,036	15,779	15,266	14,507	12,237	107,362	115,104	0	0	107,362	115,104
Miscellaneous Income		0	n/a	173	217	13	29	55	35	43	8	283	290	0	0	283	290
Currency Exchange Adjustments	2/4	0	n/a	27	36	90	(200)	23	(57)	307	(80)	446	(301)	0	0	446	(301)
Savings on prior year ULO's	9	0	n/a	492	410	35	33	88	168	101	77	717	689	0	0	717	689
TOTAL INCOME	2/5	4,903	n/a	67,686	83,228	5,316	4,899	15,945	15,412	14,958	12,242	108,808	115,781	0	0	108,808	115,782
TOTAL EXPENDITURE	2/6	4,832	n/a	66,316	81,482	5,112	4,934	15,031	14,800	14,291	11,933	105,582	113,150	0	0	105,582	113,150
EXCESS OF INCOME OVER EXPENDITURE		72	n/a	1,370	1,746	204	(35)	914	612	667	309	3,226	2,632	0	0	3,226	2,632
Transfers between Funds		0	n/a	(346)	0	0	0	0	0	0	0	(346)	0	346	0	0	0
Less credits to participating States/Transfers	2/7	0	n/a	(4,126)	(553)	(401)	(289)	(990)	(528)	(1,042)	(724)	(6,559)	(2,094)	(53)	(23)	(6,612)	(2,117)
Fund Balance 1 January		0	n/a	8,033	6,840	554	878	2,373	2,289	1,682	2,096	12,641	12,103	237	260	12,878	12,363
Fund Balance at Period End		72	n/a	4,930	8,033	357	554	2,297	2,373	1,307	1,682	8,963	12,641	530	237	9,493	12,878

* See note 2/2 - The 2007 revised year-end budget for Augmentations was EUR 4,830, with total expenditures of EUR 4,492

STATEMENT 13: Summary by Region OSCE Field Operations Statement of Assets, Liabilities and Fund Balance

as at 31 December 2008

		Augmentations*		South-Eastern Europe		Eastern Europe		Caucasus		Central Asia		Total Regions		Closed Funds		GRAND TOTAL	
		2008	2007	2008	2007	2008	2007	2008	2007	2008	2007	2008	2007	2008	2007	2008	2007
EUR '000																	
	Note																
Cash and Short-term Deposit Budgetary	2/3	0	n/a	924	2,059	339	344	574	595	864	586	2,701	3,584	0	0	2,701	3,584
Assessed Contributions Receivable	4	(1)	n/a	1,911	2,052	159	165	662	721	415	323	3,145	3,262	263	142	3,408	3,405
Accounts Receivable	5	0	n/a	442	377	90	84	0	0	137	65	669	526	0	0	669	526
Prepaid Expenses and Advances	6	0	n/a	1,179	1,232	25	948	494	1,167	953	723	2,650	4,070	0	0	2,650	4,070
Due From Other Funds		149	n/a	5,643	25,008	246	416	2,215	1,963	570	1,180	8,824	28,567	336	153	9,159	28,720
TOTAL ASSETS		148	n/a	10,100	30,728	859	1,957	3,944	4,447	2,938	2,877	17,989	40,009	598	295	18,587	40,305
Accounts Payable	8	0	n/a	764	1,776	25	63	485	419	335	250	1,608	2,508	0	0	1,608	2,508
Reserve for unliquidated obligations	9	76	n/a	4,242	4,255	211	236	694	1,176	1,181	938	6,404	6,605	0	0	6,404	6,605
Funds held for third parties	11	0	n/a	23	17	0	0	0	0	0	0	24	17	0	0	24	17
Contributions Received in Advance	12	0	n/a	0	0	0	0	409	409	0	0	409	409	0	0	409	409
Due To Other Funds		0	n/a	0	16,441	259	1,100	55	69	105	0	420	17,610	68	58	488	17,668
Other current liabilities		0	n/a	140	207	7	3	4	1	10	8	161	218	0	0	161	218
TOTAL LIABILITIES		76	n/a	5,170	22,696	502	1,403	1,647	2,074	1,631	1,196	9,026	27,368	68	58	9,095	27,426
Fund Balance		72	n/a	4,930	8,033	357	554	2,297	2,373	1,307	1,682	8,963	12,641	530	237	9,493	12,878
TOTAL FUND BALANCE		72	n/a	4,930	8,033	357	554	2,297	2,373	1,307	1,682	8,963	12,641	530	237	9,493	12,878
TOTAL LIABILITIES AND FUND BALANCE		148	n/a	10,100	30,728	859	1,957	3,944	4,447	2,938	2,877	17,989	40,009	598	295	18,587	40,305

* See note 2/2

STATEMENT 14: Summary by Region OSCE Field Operations Statement of Cash Flow

for the Year Ending 31 December 2008

	Augmentations*		South-Eastern Europe		Eastern Europe		Caucasus		Central Asia		Total Regions		Closed Funds		GRAND TOTAL	
EUR '000	2008	2007	2008	2007	2008	2007	2008	2007	2008	2007	2008	2007	2008	2007	2008	2007
EXCESS (SHORTFALL) OF INCOME OVER EXPENDITURE	72	n/a	1,370	1,746	204	(35)	914	612	667	309	3,226	2,632	0	0	3,226	2,632
(Increase) decrease in assessed contributions receivable	1	n/a	141	108	7	24	59	50	(92)	8	117	189	(120)	40	(3)	230
(Increase) decrease in accounts receivable	0	n/a	(65)	(47)	(6)	(10)	0	0	(71)	3	(143)	(55)	0	0	(143)	(55)
(Increase) decrease in prepaid expenditure and advances	0	n/a	53	966	923	(807)	673	197	(230)	(491)	1,419	(136)	0	0	1,419	(136)
(Increase) decrease in inter-fund balances receivable	(149)	n/a	19,365	(797)	169	166	(251)	(578)	609	453	19,743	(756)	(183)	(13)	19,560	(769)
Increase (decrease) in reserve for unliquidated obligations	76	n/a	(13)	(693)	(25)	(80)	(482)	236	243	463	(201)	(74)	0	0	(201)	(74)
Increase (decrease) in accounts payable	0	n/a	(1,012)	296	(38)	21	65	(20)	85	(11)	(899)	286	0	0	(899)	286
Increase (decrease) in other current liabilities	0	n/a	(67)	54	3	2	3	(3)	2	7	(58)	59	0	0	(58)	59
Increase (decrease) in inter-fund balances payable	0	n/a	(16,441)	(496)	(841)	673	(13)	(46)	105	0	(17,190)	131	10	(3)	(17,180)	127
NET CASH FLOW FROM OPERATING ACTIVITIES	0	n/a	3,331	1,136	396	(47)	969	447	1,319	741	6,014	2,276	(293)	24	5,721	2,300
Increase (decrease) in funds held for third parties	0	n/a	7	(3)	0	0	0	0	0	0	7	(3)	0	0	7	(3)
Credits to participating States	0	n/a	(4,126)	(553)	(401)	(288)	(990)	(528)	(1,042)	(724)	(6,559)	(2,093)	(53)	(24)	(6,612)	(2,117)
Transfer between Funds	0	n/a	(346)	0	0	0	0	0	0	0	(346)	0	346	0	0	0
NET CASH FLOW FROM FINANCING ACTIVITIES	0	n/a	(4,465)	(557)	(401)	(288)	(990)	(528)	(1,042)	(724)	(6,898)	(2,097)	293	(24)	(6,605)	(2,120)
NET INCREASE (DECREASE) IN CASH	0	n/a	(1,135)	579	(5)	(335)	(21)	(81)	278	17	(884)	180	0	0	(884)	180

* See note 2/2

STATEMENT 15: Summary by Region OSCE Field Operations Statement of Cash Surplus*

for the Year Ending 31 December 2008

	Augmentations**		South-Eastern Europe		Eastern Europe		Caucasus		Central Asia		Total Regions		Closed Funds		GRAND TOTAL	
EUR '000	2008	2007	2008	2007	2008	2007	2008	2007	2008	2007	2008	2007	2008	2007	2008	2007
EXCESS OF INCOME OVER EXPENDITURE	72	n/a	1,370	1,746	204	(36)	914	612	667	309	3,226	2,632	0	1	3,226	2,632
Add Contributions Receivable 1. Jan	0	n/a	2,052	2,160	165	188	721	771	323	331	3,262	3,459	142	184	3,405	3,635
Less Contributions Receivable at Period End	1	n/a	(1,911)	(2,052)	(159)	(165)	(662)	(721)	(415)	(323)	(3,145)	(3,269)	(263)	(142)	(3,408)	(3,405)
CASH SURPLUS FOR THE YEAR	73	n/a	1,511	1,854	210	(13)	974	662	575	317	3,343	2,821	(120)	42	3,223	2,862
Cash Surplus 1. Jan	0	n/a	5,980	4,680	388	689	1,652	1,518	1,359	1,765	9,379	8,659	95	76	9,474	8,729
Less Credits to participating States/Transfers	0	n/a	(4,126)	(553)	(401)	(289)	(990)	(528)	(1,042)	(724)	(6,559)	(2,093)	(53)	(23)	(6,612)	(2,117)
Cash Surplus at Period End	73	n/a	3,365	5,980	198	388	1,635	1,652	892	1,359	6,163	9,387	(78)	95	6,085	9,474
Add contributions receivable at Period End	(1)	n/a	1,911	2,052	159	165	662	721	415	323	3,145	3,269	263	142	3,408	3,405
Fund Balance at Period End	72	n/a	5,276	8,033	357	554	2,297	2,373	1,307	1,682	9,308	12,657	184	237	9,493	12,878

* See note 2/7

** See note 2/2

STATEMENT 16: OSCE Field Operations South-Eastern Europe, Statement of Income, Expenditure and Changes in Fund Balance

for the Year Ending 31 December 2008

	Note	Mission in Kosovo		Tasks in Bosnia and Herzegovina		Mission to Croatia		Office in Zagreb		Mission to Serbia		Presence in Albania		Spillover Monitor Mission to Skopje		Missin to Montenegro		TOTAL FOR SOUTH-EASTERN EUROPE	
		2008	2007	2008	2007	2008	2007	2008	2007	2008	2007	2008	2007	2008	2007	2008	2007	2008	2007
Assessed Contributions	2/5	26,934	34,185	14,747	17,803	0	7,323	2,545	n/a	8,103	7,423	3,435	3,727	9,008	9,949	2,223	2,155	66,995	82,565
Miscellaneous Income	2/5	56	64	49	23	0	90	5	n/a	39	13	13	11	11	16	0	0	173	217
Currency Exchange Adjustments	2/4	1	1	0	0	(2)	11	12	n/a	(4)	10	13	3	7	12	0	0	27	36
Savings on prior year ULO's	9	231	180	23	17	19	3	0	n/a	46	36	48	28	102	137	23	10	492	410
TOTAL INCOME	2/5	27,222	34,430	14,820	17,843	16	7,426	2,561	n/a	8,184	7,483	3,509	3,769	9,128	10,114	2,246	2,165	67,686	83,228
TOTAL EXPENDITURE	2/6	26,542	33,627	14,661	17,560	0	7,277	2,529	n/a	8,045	7,404	3,413	3,715	8,921	9,768	2,205	2,131	66,316	81,482
EXCESS OF INCOME OVER EXPENDITURE		680	803	159	283	16	149	32	n/a	139	78	96	54	206	346	41	33	1,370	1,746
Transfer between Funds		0	0	0	0	(346)	0	0	n/a	0	0	0	0	0	0	0	0	(346)	0
Less credits to participating States / Transfers	2/7	(1,754)	158	(834)	2	(357)	(165)	0	n/a	(268)	(88)	(192)	(133)	(663)	(327)	(58)	0	(4,126)	(553)
Fund Balance 1 January		3,315	2,355	1,571	1,286	686	702	0	n/a	604	613	509	589	1,255	1,237	93	59	8,033	6,840
Fund Balance at Period End		2,240	3,315	896	1,571	0	686	32	n/a	474	604	413	509	798	1,255	76	93	4,930	8,033

EUR '000

STATEMENT 17: OSCE Field Operations South-Eastern Europe, Statement of Asset, Liabilities and Fund Balance

as at 31 December 2008

		Mission in Kosovo		Tasks in Bosnia and Herzegovina		Mission to Croatia		Office in Zagreb		Mission to Serbia		Presence in Albania		Spillover Monitor Mission to Skopje		Mission to Montenegro		TOTAL FOR SOUTH-EASTERN EUROPE	
	Note	2008	2007	2008	2007	2008	2007	2008	2007	2008	2007	2008	2007	2008	2007	2008	2007	2008	2007
Cash and Short-term Deposit Budgetary	2/3	133	514	181	294	0	699	135	n/a	162	273	75	74	181	156	56	50	924	2,059
Assessed Contributions Receivable	4	559	727	440	390	0	165	2	n/a	327	269	235	240	329	255	19	5	1,911	2,052
Accounts Receivable	5	157	22	152	164	0	0	0	n/a	0	0	30	95	104	97	0	0	442	377
Prepaid Expenses and Advances	6	118	225	0	0	0	69	0	n/a	595	319	163	132	259	365	42	122	1,179	1,232
Due From Other Funds		3,865	20,937	563	1,460	0	496	24	n/a	142	393	296	437	749	1,228	4	56	5,643	25,008
TOTAL ASSETS		4,832	22,424	1,336	2,308	0	1,430	162	n/a	1,227	1,255	800	978	1,622	2,100	121	233	10,100	30,728
Accounts Payable	8	428	978	31	103	0	238	15	n/a	83	202	53	109	143	145	11	0	764	1,776
Reserve for unliquidated obligations	9	2,029	1,491	401	626	0	505	115	n/a	670	450	333	360	660	683	34	140	4,242	4,255
Funds held for third parties	11	0	0	6	8	0	0	0	n/a	0	0	0	0	17	9	0	0	23	17
Due To Other Funds		0	16,441	0	0	0	0	0	n/a	0	0	0	0	0	0	0	0	0	16,441
Other current liabilities		134	199	0	0	0	0	0	n/a	0	0	1	0	4	7	1	0	140	207
TOTAL LIABILITIES		2,592	19,110	440	737	0	743	130	n/a	753	652	386	469	824	844	45	140	5,170	22,696
Fund Balance		2,240	3,315	896	1,571	0	686	32	n/a	474	604	413	509	798	1,255	76	93	4,930	8,033
TOTAL FUND BALANCE		2,240	3,315	896	1,571	0	686	32	n/a	474	604	413	509	798	1,255	76	93	4,930	8,033
TOTAL LIABILITIES AND FUND BALANCE		4,832	22,424	1,336	2,308	0	1,430	162	n/a	1,227	1,255	800	978	1,622	2,100	121	233	10,100	30,728

STATEMENT 18: OSCE Field Operations South-Eastern Europe, Statement of Cash Flow

for the Year Ending 31 December 2008

	Mission in Kosovo		Tasks in Bosnia and Herzegovina		Mission to Croatia		Office in Zagreb		Mission to Serbia		Presence in Albania		Spillover Monitor Mission to Skopje		Mission to Montenegro		TOTAL FOR SOUTH-EASTERN EUROPE		
	2008	2007	2008	2007	2008	2007	2008	2007	2008	2007	2008	2007	2008	2007	2008	2007	2008	2007	
EUR '000																			
NET EXCESS (SHORTFALL) OF INCOME OVER EXPENDITURE	680	803	159	283	16	149	32	n/a	139	78	96	54	206	346	41	33	1,370	1,746	
(Increase) decrease in assessed contributions receivable	168	31	(50)	64	165	15	(2)	n/a	(58)	(13)	6	23	(74)	(9)	(14)	(4)	141	108	
(Increase) decrease in accounts receivable	(135)	(22)	13	(17)	0	0	0	n/a	0	0	65	7	(7)	(15)	0	0	(65)	(47)	
(Increase) decrease in prepaid expenditure and advances	106	53	(1)	0	69	113	0	n/a	(276)	987	(32)	(110)	105	37	81	(113)	53	966	
(Increase) decrease in inter-fund balances receivable	17,072	(132)	897	(61)	496	(297)	(24)	n/a	251	(393)	141	167	479	(26)	52	(56)	19,365	(797)	
Increase (decrease) in reserve for unliquidated obligations	538	(873)	(225)	(223)	(505)	400	115	n/a	220	140	(27)	(22)	(23)	(225)	(106)	111	(13)	(693)	
Increase (decrease) in accounts payable	(550)	128	(72)	47	(238)	95	15	n/a	(119)	(66)	(56)	64	(3)	29	11	(1)	(1,012)	296	
Increase (decrease) in other current liabilities	(65)	61	0	(7)	0	0	0	n/a	0	(6)	0	0	(3)	6	1	0	(67)	54	
Increase (decrease) in inter-fund balances payable	(16,441)	0	0	10	0	0	0	n/a	0	(514)	0	0	0	11	0	(3)	(16,441)	(496)	
NET CASH FLOW FROM OPERATING ACTIVITIES	1,373	49	723	95	4	475	135	n/a	157	213	193	182	681	154	64	(33)	3,331	1,136	
Increase (decrease) in funds held for third parties	0	0	(1)	(2)	0	0	0	n/a	0	0	0	0	8	(1)	0	0	7	(3)	
Credits to participating States	(1,754)	158	(834)	2	(357)	(165)	0	n/a	(268)	(88)	(192)	(133)	(663)	(327)	(58)	0	(4,126)	(553)	
Transfer between Funds	0	0	0	0	(346)	0	0	n/a	0	0	0	0	0	0	0	0	(346)	0	
NET CASH FLOW FROM FINANCING ACTIVITIES	(1,754)	158	(835)	0	(703)	(165)	0	n/a	(268)	(88)	(192)	(133)	(655)	(328)	(58)	0	(4,465)	(557)	
NET INCREASE (DECREASE) IN CASH	(381)	207	(113)	95	(699)	309	135	n/a	(111)	126	1	49	25	(175)	7	(33)	(1,135)	579	

STATEMENT 19: OSCE Field Operations South-Eastern Europe, Statement of Cash Surplus*

for the Year Ending 31 December 2008

	Mission in Kosovo		Tasks in Bosnia and Herzegovina		Mission to Croatia		Office in Zagreb		Mission to Serbia		Presence in Albania		Spillover Monitor Mission to Skopje		Mission to Montenegro		TOTAL FOR SOUTH-EASTERN EUROPE	
	2008	2007	2008	2007	2008	2007	2008	2007	2008	2007	2008	2007	2008	2007	2008	2007	2008	2007
EXCESS OF INCOME OVER EXPENDITURE	680	803	159	283	16	149	32	n/a	139	78	96	54	206	346	41	33	1,370	1,746
Add Contributions Receivable 1. Jan	727	758	390	454	165	180	0	n/a	269	257	240	263	255	246	5	2	2,052	2,160
Less Contributions Receivable at Period End	(559)	(727)	(440)	(390)	0	(165)	(2)	n/a	(327)	(269)	(235)	(240)	(329)	(255)	(19)	(5)	(1,911)	(2,052)
CASH SURPLUS/(DEFICIT) FOR THE YEAR	848	834	110	347	182	164	30	n/a	81	66	102	77	133	337	27	30	1,511	1,854
Cash Surplus 1. Jan	2,588	1,597	1,181	831	521	522	0	n/a	334	356	269	325	1,000	990	87	58	5,980	4,680
Less Credits to participating States / Transfers	(1,754)	158	(834)	2	(357)	(165)	0	n/a	(268)	(88)	(192)	(133)	(663)	(327)	(58)	0	(4,126)	(553)
Cash Surplus at Period End	1,681	2,588	457	1,181	346	521	30	n/a	147	334	179	269	470	1,000	56	87	3,365	5,980
Add contributions receivable at Period End	559	727	440	390	0	165	2	n/a	327	269	235	240	329	255	19	5	1,911	2,052
Fund Balance at Period End	2,240	3,315	896	1,571	346	686	32	n/a	474	604	413	509	798	1,255	76	93	5,276	8,033

*See note 2/7

STATEMENT 20: OSCE Field Operations Eastern Europe Statement of Income, Expenditure and Changes in Fund Balance

for the Year Ending 31 December 2008

		Mission to Moldova		Project Co-ordinator in Ukraine		Office in Minsk		Rep.on the Latvian-Russian Joint Commission on Military Pensioners		TOTAL FOR EASTERN EUROPE	
	Note	2008	2007	2008	2007	2008	2007	2008	2007	2008	2007
Assessed Contributions	2/5	1,956	1,869	2,314	2,384	900	780	7	4	5,178	5,036
Miscellaneous Income	2/5	6	23	7	6	0	0	0	0	13	29
Currency Exchange Adjustments	2/4	13	(4)	76	(192)	0	(4)	0	0	90	(200)
Savings on prior year ULO's	9	20	4	3	11	12	18	0	0	35	33
TOTAL INCOME	2/5	1,996	1,892	2,400	2,209	912	794	7	4	5,316	4,899
TOTAL EXPENDITURE	2/6	1,948	1,854	2,280	2,318	877	759	7	3	5,112	4,934
EXCESS OF INCOME OVER EXPENDITURE		48	38	121	(109)	35	35	0	0	204	(35)
Less credits to participating States / transfers	2/7	(69)	(77)	(115)	(45)	(215)	(164)	(2)	(3)	(401)	(289)
Fund Balance 1 January		167	206	73	227	311	439	3	5	554	878
Fund Balance at Period End		146	167	78	73	131	311	1	3	357	554

STATEMENT 21: OSCE Field Operations Eastern Europe Statement of Asset, Liabilities and Fund Balance

as at 31 December 2008

	Mission to Moldova	Project Co-ordinator in Ukraine	Office in Minsk	Rep.on the Latvian- Russian Joint Commission on Military Pensioners	TOTAL FOR EASTERN EUROPE						
EUR '000	2008	2007	2008	2007	2008						
Cash and Short-term Deposit Budgetary	2/3	38	14	275	281	26	49	0	0	339	344
Assessed Contributions Receivable	4	72	56	38	55	49	54	0	0	159	165
Accounts Receivable	5	33	36	51	48	6	0	0	0	90	84
Prepaid Expenses and Advances	6	8	69	17	878	0	0	0	0	25	948
Due From Other Funds		162	171	0	0	84	243	1	2	246	416
TOTAL ASSETS		313	347	380	1,262	165	346	1	3	859	1,957
Accounts Payable	8	19	51	3	11	3	0	0	0	25	63
Reserve for unliquidated obligations	9	148	127	33	77	30	32	0	0	211	236
Due To Other Funds		0	0	259	1,100	0	0	0	0	259	1,100
Other current liabilities		0	1	7	0	0	3	0	0	7	3
TOTAL LIABILITIES		167	179	302	1,189	34	35	0	0	502	1,403
Fund Balance		146	167	78	73	131	311	1	3	357	554
TOTAL FUND BALANCES		146	167	78	73	131	311	1	3	357	554
TOTAL LIABILITIES AND FUND BALANCE		313	347	380	1,262	165	346	1	3	859	1,957

STATEMENT 22: OSCE Field Operations Eastern Europe, Statement of Cash Flow

for the Year Ending 31 December 2008

	Mission to Moldova		Project Co-ordinator in Ukraine		Office in Minsk		Rep.on the Latvian- Russian Joint Commission on Military Pensioners		TOTAL FOR EASTERN EUROPE	
EUR '000	2008	2007	2008	2007	2008	2007	2008	2007	2008	2007
NET EXCESS (SHORTFALL) OF INCOME OVER EXPENDITURE	48	38	121	(109)	35	35	0	0	204	(35)
(Increase) decrease in assessed contributions receivable	(16)	5	18	11	5	7	0	0	7	24
(Increase) decrease in accounts receivable	4	4	(4)	(17)	(6)	2	0	0	(6)	(10)
(Increase) decrease in prepaid expenditure and advances	61	19	862	(826)	0	0	0	0	923	(807)
(Increase) decrease in inter-fund balances receivable	9	8	0	0	159	158	2	2	169	166
Increase (decrease) in reserve for unliquidated obligations	21	(18)	(45)	(17)	(2)	(44)	0	0	(25)	(80)
Increase (decrease) in accounts payable	(33)	9	(8)	12	3	0	0	0	(38)	21
Increase (decrease) in Other Current Liabilities	(1)	(1)	7	0	(3)	3	0	0	3	2
Increase (decrease) in inter-fund balances payable	0	0	(841)	673	0	0	0	0	(841)	673
NET CASH FLOW FROM OPERATING ACTIVITIES	93	64	109	(273)	191	161	2	3	396	(47)
Credits to Participating States/Transfers	(69)	(77)	(115)	(45)	(215)	(164)	(2)	(3)	(401)	(288)
NET CASH FLOW FROM FINANCING ACTIVITIES	(69)	(77)	(115)	(45)	(215)	(164)	(2)	(3)	(401)	(288)
NET INCREASE (DECREASE) IN CASH	24	(13)	(6)	(318)	(23)	(3)	0	0	(5)	(335)

STATEMENT 23: OSCE Field Operations Eastern Europe, Statement of Cash Surplus*

for the Year Ending 31 December 2008

	Mission to Moldova		Project Co-ordinator in Ukraine		Office in Minsk		Rep.on the Latvian-Russian Joint Commission on Military Pensioners		TOTAL FOR EASTERN EUROPE	
EUR '000	2008	2007	2008	2007	2008	2007	2008	2007	2008	2007
EXCESS OF INCOME OVER EXPENDITURE	48	38	121	(109)	35	35	0	0	204	(36)
Add Contributions Receivable 1. Jan	56	61	55	66	54	61	0	0	165	188
Less Contributions Receivable at Period End	(72)	(56)	(38)	(55)	(49)	(54)	0	0	(159)	(165)
CASH SURPLUS/(DEFICIT) FOR THE YEAR	31	43	138	(98)	40	42	0	0	210	(13)
Cash Surplus 1. Jan	111	146	18	161	257	378	2	4	388	689
Less credits to participating states / transfers	(69)	(77)	(115)	(45)	(215)	(164)	(2)	(3)	(401)	(289)
Cash Surplus at Period End	74	111	41	18	82	257	1	2	198	388
Add contributions receivable at Period End	72	56	38	55	49	54	0	0	159	165
Fund Balance at Period End	146	167	78	73	131	311	1	3	357	554

*See note 2/7

STATEMENT 24: OSCE Field Operations Caucasus, Statement of Income, Expenditure and Changes in Fund Balance

for the Year Ending 31 December 2008

		Mission to Georgia		Office in Yerevan		Office in Baku		Funds Relating to the Conflict Dealt with by the OSCE Minsk Conference*		TOTAL FOR CAUCASUS	
		2008		2007		2008		2007		2008	
		2008	2007	2008	2007	2008	2007	2008	2007	2008	2007
EUR '000											
	Note	2008	2007	2008	2007	2008	2007	2008	2007	2008	2007
Assessed Contributions	2/5	8,629	9,217	2,455	2,277	2,499	2,166	2,196	1,606	15,779	15,266
Miscellaneous Income	2/5	53	35	1	0	1	1	0	0	55	35
Currency Exchange Adjustments	2/4	(13)	(23)	36	(12)	0	(17)	1	(5)	23	(57)
Savings on prior year ULO's	9	59	150	13	3	12	12	4	2	88	168
TOTAL INCOME	2/5	8,729	9,379	2,504	2,269	2,511	2,161	2,201	1,603	15,945	15,412
TOTAL EXPENDITURE	2/6	8,521	8,925	2,416	2,223	2,459	2,090	1,636	1,561	15,031	14,800
EXCESS OF INCOME OVER EXPENDITURE		208	453	88	46	53	71	566	42	914	612
Less credits to participating States / Transfers	2/7	(651)	(236)	(77)	(26)	(158)	(120)	(104)	(146)	(990)	(528)
Fund Balance 1 January		1,644	1,426	169	149	279	328	282	386	2,373	2,289
Fund Balance at Period End		1,200	1,644	180	169	174	279	743	282	2,297	2,373

* Note - Includes the following Funds: High Level Planning Group, The Minsk Process and Personal Representative of the CiO

STATEMENT 25: OSCE Field Operations Caucasus, Statement of Assets, Liabilities and Fund Balance

as at 31 December 2008

		Mission to Georgia		Office in Yerevan		Office in Baku		Funds Relating to the Conflict Dealt with by the OSCE Minsk Conference*		TOTAL FOR CAUCASUS	
		2008	2007	2008	2007	2008	2007	2008	2007	2008	2007
EUR '000											
	Note										
Cash and Short-term Deposit Budgetary	2/3	199	75	172	112	173	329	29	78	574	595
Assessed Contributions Receivable	4	399	510	66	45	75	52	121	115	662	721
Accounts Receivable	5	0	0	0	0	0	0	0	0	0	0
Prepaid Expenses and Advances	6	284	962	58	29	141	175	11	0	494	1,167
Due From Other Funds		1,037	1,141	27	137	0	106	1,150	579	2,215	1,963
TOTAL ASSETS		1,920	2,689	324	324	389	662	1,311	773	3,944	4,447
Accounts Payable	8	366	367	77	25	41	28	0	0	485	419
Reserve for unliquidated obligations	9	350	678	67	130	117	355	159	13	694	1,176
Contributions Received in Advance	12	0	0	0	0	0	0	409	409	409	409
Due To Other Funds		0	0	0	0	55	0	0	69	55	69
Other current liabilities		2	0	0	0	1	0	0	0	4	1
TOTAL LIABILITIES		719	1,045	144	155	215	383	568	491	1,647	2,074
Fund Balance		1,200	1,644	180	169	174	279	743	282	2,297	2,373
TOTAL FUND BALANCES		1,200	1,644	180	169	174	279	743	282	2,297	2,373
TOTAL LIABILITIES AND FUND BALANCE		1,920	2,689	324	324	389	662	1,311	773	3,944	4,447

* Note - Includes the following Funds: High Level Planning Group, The Minsk Process and Personal Representative of the CiO

STATEMENT 26: OSCE Field Operations Caucasus, Statement of Cash Flow
for the Year Ending 31 December 2008

	Mission to Georgia		Office in Yerevan		Office in Baku		Funds Relating to the Conflict Dealt with by the OSCE Minsk Conference*		TOTAL FOR CAUCASUS	
EUR '000	2008	2007	2008	2007	2008	2007	2008	2007	2008	2007
NET EXCESS (SHORTFALL) OF INCOME OVER EXPENDITURE	208	453	88	46	53	71	566	42	914	612
(Increase) decrease in assessed contributions receivable	111	29	(21)	1	(24)	(1)	(6)	21	59	50
(Increase) decrease in accounts receivable	0	0	0	0	0	0	0	0	0	0
(Increase) decrease in prepaid expenditure and advances	679	301	(29)	23	35	(127)	(11)	0	673	197
(Increase) decrease in inter-fund balances receivable	104	(635)	109	(137)	106	140	(571)	54	(251)	(578)
Increase (decrease) in reserve for unliquidated obligations	(328)	(142)	(63)	117	(238)	292	146	(31)	(482)	236
Increase (decrease) in accounts payable	0	(69)	52	14	13	27	0	7	65	(20)
Increase (decrease) in other current liabilities	2	(3)	0	0	1	0	0	0	3	(3)
Increase (decrease) in inter-fund balances payable	0	0	0	(115)	55	0	(69)	69	(13)	(46)
NET CASH FLOW FROM OPERATING ACTIVITIES	775	(66)	137	(50)	2	402	55	161	969	447
Credits to participating States	(651)	(236)	(77)	(26)	(158)	(120)	(104)	(146)	(990)	(528)
NET CASH FLOW FROM FINANCING ACTIVITIES	(651)	(236)	(77)	(26)	(158)	(120)	(104)	(146)	(990)	(528)
NET INCREASE (DECREASE) IN CASH	124	(302)	60	(76)	(156)	282	(50)	15	(21)	(81)

* Note - Includes the following Funds: High Level Planning Group, The Minsk Process and Personal Representative of the CiO

STATEMENT 27: OSCE Field Operations Caucasus, Statement of Cash Surplus*
for the Year Ending 31 December 2008

	Mission to Georgia		Office in Yerevan		Office in Baku		Funds Relating to the Conflict Dealt with by the OSCE Minsk Conference**		TOTAL FOR CAUCASUS	
EUR '000	2008	2007	2008	2007	2008	2007	2008	2007	2008	2007
EXCESS OF INCOME OVER EXPENDITURE	208	453	88	46	53	71	566	42	914	612
Add Contributions Receivable 1. Jan	510	539	45	46	52	50	115	136	721	771
Less Contributions Receivable at Period End	(399)	(510)	(66)	(45)	(75)	(52)	(121)	(115)	(662)	(721)
CASH SURPLUS FOR THE YEAR	318	483	67	47	29	70	559	62	974	662
Cash Surplus 1. Jan	1,134	887	124	103	227	278	167	250	1,652	1,518
Less Credits to participating States / Transfers	(651)	(236)	(77)	(26)	(158)	(120)	(104)	(146)	(990)	(528)
Cash Surplus at Period End	801	1,134	114	124	99	227	622	167	1,635	1,652
Add contributions receivable at Period End	399	510	66	45	75	52	121	115	662	721
Fund Balance at Period End	1,200	1,644	180	169	174	279	743	282	2,297	2,373

*See note 2/7

** Note - Includes the following Funds: High Level Planning Group, The Minsk Process and Personal Representative of the CiO

STATEMENT 28: OSCE Field Operations Central Asia, Statement of Income, Expenditure and Changes in Fund Balance
for the Year Ending 31 December 2008

EUR '000	Note	Centre in Astana		Centre in Ashgabad		Centre in Bishkek		Project Co-ordinator in Uzbekistan		Office in Tajikistan/Centre in Dushanbe 07		TOTAL FOR CENTRAL ASIA	
		2008	2007	2008	2007	2008	2007	2008	2007	2008	2007	2008	2007
Assessed Contributions	2/5	2,056	1,967	1,259	1,086	5,052	4,057	1,439	1,386	4,702	3,741	14,507	12,237
Miscellaneous Income	2/5	17	0	5	0	5	4	4	4	12	0	43	8
Currency Exchange Adjustments	2/4	29	(5)	6	(1)	70	(18)	4	(17)	197	(39)	307	(80)
Savings on prior year ULO's	9	21	7	10	6	25	48	27	14	18	3	101	77
TOTAL INCOME	2/5	2,124	1,969	1,280	1,091	5,152	4,091	1,474	1,387	4,929	3,704	14,958	12,242
TOTAL EXPENDITURE	2/6	1,999	1,903	1,217	1,060	5,051	3,968	1,399	1,349	4,625	3,653	14,291	11,933
EXCESS OF INCOME OVER EXPENDITURE		124	66	64	31	101	123	75	38	303	51	667	309
Less credits to participating States / Transfers	2/7	(138)	(136)	(168)	(265)	(140)	(236)	(197)	(78)	(398)	(8)	(1,042)	(724)
Fund Balance 1 January		249	319	235	470	325	437	282	322	592	548	1,682	2,096
Fund Balance at Period End		235	249	130	235	285	325	160	282	496	592	1,307	1,682

STATEMENT 29: OSCE Field Operations Central Asia, Statement of Assets, Liabilities and Fund Balance

as at 31 December 2008

EUR '000		Centre in Astana		Centre in Ashgabad		Centre in Bishkek		Project Co-ordinator in Uzbekistan		Office in Tajikistan/Centre in Dushanbe 07		TOTAL FOR CENTRAL ASIA	
	Note	2008	2007	2008	2007	2008	2007	2008	2007	2008	2007	2008	2007
Cash and Short-term Deposit Budgetary	2/3	72	84	54	50	329	89	112	46	297	317	864	586
Assessed Contributions Receivable	4	64	45	35	35	116	64	30	45	171	134	415	323
Accounts Receivable	5	0	0	0	0	111	65	0	0	25	0	137	65
Prepaid Expenses and Advances	6	50	35	0	9	271	315	78	170	554	194	953	723
Due From Other Funds		129	175	84	209	0	228	235	257	122	310	570	1,180
TOTAL ASSETS		314	339	172	303	827	762	456	518	1,170	956	2,938	2,877
Accounts Payable	8	14	41	1	28	59	92	32	34	228	54	335	250
Reserve for unliquidated obligations	9	63	49	39	40	377	345	263	196	438	309	1,181	938
Funds held for third parties	11	0	0	0	0	0	0	0	0	0	0	0	0
Due To Other Funds		0	0	0	0	105	0	0	0	0	0	105	0
Other current liabilities		1	0	1	0	0	0	1	6	7	1	10	8
TOTAL LIABILITIES		79	90	42	68	542	437	295	236	673	364	1,631	1,196
Fund Balance		235	249	130	235	285	325	160	282	496	592	1,307	1,682
TOTAL FUND BALANCE		235	249	130	235	285	325	160	282	496	592	1,307	1,682
TOTAL LIABILITIES AND FUND BALANCE		314	339	172	303	827	762	456	518	1,170	956	2,938	2,877

STATEMENT 30: OSCE Field Operations Central Asia, Statement of Cash Flow
for the Year Ending 31 December 2008

EUR '000	Centre in Astana		Centre in Ashgabad		Centre in Bishkek		Project Co- ordinator in Uzbekistan		Office in Tajikistan/Centre in Dushanbe 07		TOTAL FOR CENTRAL ASIA	
	2008	2007	2008	2007	2008	2007	2008	2007	2008	2007	2008	2007
EXCESS (SHORTFALL) OF INCOME OVER EXPENDITURE	124	66	64	31	101	123	75	38	303	51	667	309
(Increase) decrease in assessed contributions receivable	(18)	(1)	0	1	(52)	(2)	15	2	(36)	8	(92)	8
(Increase) decrease in accounts receivable	0	0	0	0	(46)	3	0	0	(25)	0	(71)	3
(Increase) decrease in prepaid expenditure and advances	(15)	(13)	9	(9)	44	(147)	92	(145)	(360)	(177)	(230)	(491)
(Increase) decrease in inter-fund balances receivable	46	107	126	189	228	293	22	13	188	(150)	609	453
Increase (decrease) in reserve for unliquidated obligations	14	14	(1)	(1)	33	59	67	153	129	238	243	463
Increase (decrease) in accounts payable	(26)	(17)	(27)	6	(33)	(55)	(2)	12	174	44	85	(11)
Increase (decrease) in other current liabilities	1	0	1	0	0	0	(6)	6	5	0	2	7
Increase (decrease) in inter-fund balances payable	0	0	0	0	105	0	0	0	0	0	105	0
NET CASH FLOW FROM OPERATING ACTIVITIES	126	156	172	217	380	274	263	79	378	14	1,319	741
Credits to participating States	(138)	(136)	(168)	(265)	(140)	(236)	(197)	(78)	(398)	(8)	(1,042)	(724)
NET CASH FLOW FROM FINANCING ACTIVITIES	(138)	(136)	(168)	(265)	(140)	(236)	(197)	(78)	(398)	(8)	(1,042)	(724)
NET INCREASE (DECREASE) IN CASH	(12)	20	4	(48)	239	39	67	1	(20)	6	278	17

STATEMENT 31: OSCE Field Operations Central Asia, Statement of Cash Surplus*
for the Year Ending 31 December 2008

EUR '000	Centre in Astana		Centre in Ashgabad		Centre in Bishkek		Project Co- ordinator in Uzbekistan		Office in Tajikistan/Centre in Dushanbe 07		TOTAL FOR CENTRAL ASIA	
	2008	2007	2008	2007	2008	2007	2008	2007	2008	2007	2008	2007
EXCESS OF INCOME OVER EXPENDITURE	124	66	64	31	101	123	75	38	303	51	667	309
Add Contributions Receivable 1. Jan	45	44	35	36	64	61	45	47	134	142	323	331
Less Contributions Receivable at Period End	(64)	(45)	(35)	(35)	(116)	(64)	(30)	(45)	(171)	(134)	(415)	(323)
CASH SURPLUS FOR THE YEAR	106	65	63	32	49	121	90	40	267	59	575	317
Cash Surplus 1. Jan	204	275	200	434	261	376	237	275	457	406	1,359	1,765
Less Credits to participating States / Transfers	(138)	(136)	(168)	(265)	(140)	(236)	(197)	(78)	(398)	(8)	(1,042)	(724)
Cash Surplus at Period End	171	204	95	200	169	261	131	237	326	457	892	1,359
Add contributions receivable at Period End	64	45	35	35	116	64	30	45	171	134	415	323
Fund Balance at Period End	235	249	130	235	285	325	160	282	496	592	1,307	1,682

*See note 2/7

STATEMENT 32: Extra-budgetary Part 1 Statement of Income, Expenditure and Changes in Fund Balance

for the Year Ending 31 December 2008

		Funds to support OSCE action for peace, democracy and stability in BiH		Fund to foster the integration of recently admitted participating States		Fund for activities relating to Economic and Environmental Aspect of Security		Fund for activities related to the Removal and Destruction of Russian Ammunition and Armaments from Moldova		Fund relating to the Stability Pact for South Eastern Europe	
	EUR '000										
	Note	2008	2007	2008	2007	2008	2007	2008	2007	2008	2007
Extrabudgetary Contributions	3	814	636	0	0	1,218	2,491	0	0	0	0
Miscellaneous Income	2/5	0	0	0	0	0	0	0	0	0	0
Currency Exchange Adjustments	2/4	0	0	0	0	0	0	838	(731)	0	0
Savings on prior year ULO's	9	0	0	0	0	0	0	0	0	0	0
Other Adjustments	10	50	(195)	0	(4)	(208)	(366)	0	(7)	0	0
TOTAL INCOME	2/5	864	442	0	(4)	1,009	2,126	838	(738)	0	0
TOTAL EXPENDITURE	2/6	941	686	0	0	808	2,006	57	46	0	0
EXCESS OF INCOME OVER EXPENDITURE		(77)	(244)	0	(4)	201	119	782	(784)	0	0
Refund of unspent XB contributions to Donors		(5)	0	0	0	(4)	(5)	0	(94)	0	0
Fund Balance 1 January		1,056	1,301	31	35	1,118	1,004	6,526	7,404	15	15
Fund Balance at Period End		974	1,056	31	31	1,316	1,118	7,308	6,526	15	15

STATEMENT 33: Extra-budgetary Part 1 Statement of Assets, Liabilities and Fund Balance

as at 31 December 2008

		Funds to support OSCE action for peace, democracy and stability in BiH		Fund to foster the integration of recently admitted participating States		Fund for activities relating to Economic and Environmental Aspect of Security		Fund for activities related to the Removal and Destruction of Russian Ammunition and Armaments from Moldova		Fund relating to the Stability Pact for South Eastern Europe	
	Note	2008	2007	2008	2007	2008	2007	2008	2007	2008	2007
EUR '000											
Accounts Receivable	5	0	0	0	0	0	0	0	0	0	0
Prepaid Expenses and Advances	6	0	0	0	0	0	0	0	0	0	0
Due From Other Funds		976	1,057	31	31	1,569	2,454	7,310	6,526	15	15
TOTAL ASSETS		976	1,057	31	31	1,569	2,454	7,310	6,526	15	15
Accounts Payable	8	0	0	0	0	0	0	0	0	0	0
Reserve for unliquidated obligations	9	2	1	0	0	253	1,336	2	0	0	0
Due To Other Funds		0	0	0	0	0	0	0	0	0	0
Other current liabilities		0	0	0	0	0	0	0	0	0	0
TOTAL LIABILITIES		2	1	0	0	253	1,336	2	0	0	0
Fund Balance		974	1,056	31	31	1,316	1,118	7,308	6,526	15	15
TOTAL FUND BALANCE		974	1,056	31	31	1,316	1,118	7,308	6,526	15	15
TOTAL LIABILITIES AND FUND BALANCE		976	1,057	31	31	1,569	2,454	7,310	6,526	15	15

STATEMENT 34: Extra-budgetary Part 1 Statement of Cash Flow

for the Year Ending 31 December 2008

	Funds to support OSCE action for peace, democracy and stability in BiH		Fund to foster the integration of recently admitted participating States		Fund for activities relating to Economic and Environmental Aspect of Security		Fund for activities related to the Removal and Destruction of Russian Ammunition and Armaments from		Fund relating to the Stability Pact for South Eastern Europe	
	2008	2007	2008	2007	2008	2007	2008	2007	2008	2007
EUR '000										
EXCESS (SHORTFALL) OF INCOME OVER EXPENDITURE	(77)	(244)	0	(4)	201	119	782	(784)	0	0
(Increase) decrease in accounts receivable	0	147	0	0	0	0	0	0	0	0
(Increase) decrease in prepaid expenditure and advances	0	85	0	0	0	0	0	0	0	0
(Increase) decrease in inter-fund balances receivable	80	85	0	4	885	(1,423)	(784)	878	0	0
Increase (decrease) in reserve for unliquidated obligations	1	(60)	0	0	(1,083)	1,309	2	0	0	0
Increase (decrease) in accounts payable	0	(13)	0	0	0	0	0	0	0	0
Increase (decrease) in inter-fund balances payable	0	0	0	0	0	0	0	0	0	0
NET CASH FLOW FROM OPERATING ACTIVITIES	5	0	0	0	4	5	0	94	0	0
Refund of unspent extrabudgetary contribution	(5)	0	0	0	(4)	(5)	0	(94)	0	0
NET CASH FLOW FROM FINANCING ACTIVITIES	(5)	0	0	0	(4)	(5)	0	(94)	0	0
NET INCREASE (DECREASE) IN CASH	0	0	0	0	0	0	0	0	0	0

STATEMENT 35: Extra-budgetary Part 2 Statement of Income, Expenditure and Changes in Fund Balance

for the Year Ending 31 December 2008

		Fund for Activities related to the Reduction of Military Forces and Equipment from Georgia		Bishkek Conference		The Partnership Fund		Other Activities and Special Projects		Total Extra-Budgetary Funds	
	Note	2008	2007	2008	2007	2008	2007	2008	2007	2008	2007
EUR '000											
Extrabudgetary Contributions	3	30	75	0	0	538	0	25,943	22,794	28,543	25,997
Miscellaneous Income	2/5	0	0	0	0	0	0	0	0	0	0
Currency Exchange Adjustments	2/4	0	0	0	0	0	0	0	0	838	(731)
Savings on prior year ULO's	9	0	0	0	0	0	0	0	0	0	0
Other Adjustments	10	0	66	(14)	0	14	0	225	902	67	397
TOTAL INCOME	2/5	30	141	(14)	0	552	0	26,168	23,696	29,448	25,663
TOTAL EXPENDITURE	2/6	18	226	0	0	60	0	19,369	17,310	21,252	20,274
EXCESS OF INCOME OVER EXPENDITURE		12	(85)	(14)	0	492	0	6,799	6,386	8,195	5,388
Refund of unspent XB contributions to Donors		0	0	0	0	0	0	(1,372)	(984)	(1,381)	(1,084)
Fund Balance 1 January		675	761	26	26	0	0	23,130	17,727	32,577	28,273
Fund Balance at Period End		687	675	12	26	492	0	28,557	23,130	39,392	32,577

STATEMENT 36: Extra-budgetary Part 2 Statement of Assets, Liabilities and Fund Balance

as at 31 December 2008

		Fund for Activities related to the Reduction of Military Forces and Equipment from Georgia		Bishkek Conference		The Partnership Fund		Other Activities and Special Projects		Total Extra-Budgetary Funds	
		2008	2007	2008	2007	2008	2007	2008	2007	2008	2007
EUR '000											
	Note										
Accounts Receivable	5	0	0	0	0	0	0	0	0	0	0
Prepaid Expenses and Advances	6	0	0	0	0	0	0	0	0	0	0
Due From Other Funds		687	678	12	26	492	0	31,664	25,169	42,756	35,956
TOTAL ASSETS		687	678	12	26	492	0	31,664	25,169	42,756	35,956
Accounts Payable	8	0	0	0	0	0	0	0	0	0	0
Reserve for unliquidated obligations	9	0	3	0	0	0	0	2,896	1,847	3,153	3,186
Due To Other Funds		0	0	0	0	0	0	0	0	0	0
Other current liabilities		0	0	0	0	0	0	212	192	212	192
TOTAL LIABILITIES		0	3	0	0	0	0	3,108	2,040	3,364	3,379
Fund Balance		687	675	12	26	492	0	28,557	23,130	39,392	32,577
TOTAL FUND BALANCE		687	675	12	26	492	0	28,557	23,130	39,392	32,577
TOTAL LIABILITIES AND FUND BALANCE		687	678	12	26	492	0	31,664	25,169	42,756	35,956

STATEMENT 37: Extra-budgetary Part 2 Statement of Cash Flow

for the Year Ending 31 December 2008

	Fund for Activities related to the Reduction of Military Forces and Equipment from Georgia		Bishkek Conference		The Partnership Fund		Other Activities and Special Projects		Total Extra-Budgetary Funds	
EUR '000	2008	2007	2008	2007	2008	2007	2008	2007	2008	2007
EXCESS (SHORTFALL) OF INCOME OVER EXPENDITURE	12	(85)	(14)	0	492	0	6,799	6,386	8,195	5,388
(Increase) decrease in accounts receivable	0	0	0	0	0	0	0	2	0	150
(Increase) decrease in prepaid expenditure and advances	0	0	0	0	0	0	0	0	0	85
(Increase) decrease in inter-fund balances receivable	(9)	135	14	0	(492)	0	(6,495)	(3,665)	(6,800)	(3,987)
Increase (decrease) in reserve for unliquidated obligations	(3)	(49)	0	0	0	0	1,049	(1,713)	(33)	(513)
Increase (decrease) in accounts payable	0	0	0	0	0	0	0	(219)	0	(232)
Increase (decrease) in other current liabilities	0	0	0	0	0	0	19	(26)	19	(26)
Increase (decrease) in inter-fund balances payable	0	0	0	0	0	0	0	218	0	218
NET CASH FLOW FROM OPERATING ACTIVITIES	0	0	0	0	0	0	1,372	984	1,381	1,084
Refund of unspent extrabudgetary contribution	0	0	0	0	0	0	(1,372)	(984)	(1,381)	(1,084)
NET CASH FLOW FROM FINANCING ACTIVITIES	0	0	0	0	0	0	(1,372)	(984)	(1,381)	(1,084)
NET INCREASE (DECREASE) IN CASH	0	0	0	0	0	0	0	0	0	0

Chapter IV - Notes to the Financial Statements

Notes to the Financial Statements

Note 1 - Mandate

The OSCE, recognized as a regional arrangement under the United Nations' Charter, is a primary instrument for early warning, conflict prevention, crisis management and post-conflict rehabilitation in its area. Its approach to security is unique in being both comprehensive and co-operative: **comprehensive** in that it deals with three dimensions of security – the politico-military, the economic and environmental and the human. It therefore addresses a wide range of security-related concerns, including arms control, confidence-and security-building measures, human rights, national minorities, democratization, policing strategies, counter-terrorism, anti-trafficking measures and economic and environmental activities. It is **co-operative** in that all 56 States enjoy equal status. Decisions are taken by consensus and are politically but not legally binding.

Note 2 - Significant Accounting Policies

2/1 Basis of presentation

The financial statements of the Organization are presented in thousands of Euro and are prepared in accordance with the Financial Regulations, the United Nations System Accounting Standards, and stated accounting policies.

2/2 Fund Accounting

The OSCE operates a system of fund accounting and the resulting financial statements present the financial results of budgetary Funds approved under PC.DEC/839 dated 7 March 2008 and subsequent budget revisions, the Wallnerstrasse Fund and Extra-budgetary Funds.

For purposes of the presentation and approval of the 2008 Unified Budget, Funds were grouped under (i) Funds related to the Secretariat and Institutions and (ii) Funds related to Field Operations, with the latter, in turn, being grouped into regions. This presentation is also followed in this Financial Report and Financial Statements.

The following Funds were operated during the year:

a) Standard Scale of Contributions for 2008-2009 (PC.DEC/850 dated 15 May 2008)

I. FUNDS RELATED TO THE SECRETARIAT AND INSTITUTIONS

- The Secretariat
- Office for Democratic Institutions and Human Rights (ODIHR)
- High Commissioner on National Minorities (HCNM)
- Representative on Freedom of the Media (RFoM)

b) Field Operations Scale of Contributions for 2008-2009 (PC.DEC/850 dated 15 May 2008)

II. FUNDS RELATED TO OSCE FIELD OPERATIONS

- Augmentations [see point c)]
- South-Eastern Europe
 - Mission in Kosovo
 - Tasks in Bosnia and Herzegovina
 - Office in Zagreb¹

¹ Under PC.DEC/836 of 21 December 2007 the OSCE Mission to Croatia was closed and the OSCE Office in Zagreb was established.

- Mission to Serbia
- Presence in Albania
- Spillover Monitor Mission to Skopje
- Mission to Montenegro

Eastern Europe

- Mission to Moldova
- Project Co-ordinator in Ukraine
- Office in Minsk
- Representative to the Latvian-Russian JC on Military Pensioners

Caucasus

- Mission to Georgia²
- Office in Yerevan
- Office in Baku
- High Level Planning Group
- The Minsk Process
- Personal Representative of the CIO

Central Asia

- Centre in Astana
- Centre in Ashgabad
- Centre in Bishkek
- Project Co-ordinator in Uzbekistan
- Office in Tajikistan³

Missions and Field Operations whose mandate has expired for one financial year are grouped under “Closed Field Operations Funds”.

This includes the following Funds:

- Kosovo, Sandjak and Vojvodina
- Mission to Estonia
- Expert Mission to Ukraine
- Mission to Latvia
- Representative to the Joint Committee on the Skundra Radar Station
- Sanctions Assistance Missions
- Action Against Terrorism Fund
- Assistance Group to Chechnya
- Representative to the Estonian Commission on Military Pensioners
- Mission to Croatia

c) The Augmentations Fund

The Augmentations Fund was established on a provisional basis under PC.DEC/827 of December 2007 and is financed on the basis of the Field Operations Scale. The 2008 Revised Budget amounted to EUR 4.9 million compared to EUR 4.8. In 2007 and prior, Augmentations were included in the activities of the Field Operations located in South-Eastern Europe.

d) Revolving and Contingency Funds

- The Revolving Fund, amounting to EUR 2.71 million was established by the Permanent Council (PC.DEC/133, 27 June 1996) to meet the short-term cash requirements of duly authorised OSCE activities that could result from the period between the billing and payment of assessed contributions.
- The Contingency Fund, amounting to EUR 2.18 million was established by the Permanent Council (PC.DEC/182, 17 July 1997) to allow OSCE to act immediately after the adoption of a Permanent Council decision on a new activity and to cover the corresponding financial requirements prior to the approval of the relevant supplementary budget.

² The mandate of the Mission to Georgia expired on 31 December 2008 and activities for the administrative closure of the Mission to Georgia commenced on 1 January 2009. Also, by the end of 30 June 2009, the twenty Military Monitoring Officers (PC.DEC/861 and 883) will have ceased their activities, unless extended by a further Decision of the Permanent Council.

³ The Centre in Dushanbe was renamed as OSCE Office in Tajikistan (PC.DEC/852 of 19 June 2008).

Neither the Revolving Fund nor the Contingency Fund were utilized during the 2008 Financial Year.

The Statement of Cash Flows for the Revolving and Contingency Funds for the year ending 31 December 2008, expressed in thousands of Euro, is as follows:

EUR '000	Revolving Fund	Contingency Fund
Balance 1 January 2008	2,710	2,180
Cash Outflow	-	-
Cash Inflow	-	-
Balance 31 December 2008	2,710	2,180

e) Wallnerstrasse Fund

The Wallnerstrasse Fund was established under PC.DEC/709 in December 2005 for the financing of the OSCE's share of the costs related to the renovation and refurbishment of the designated premises, as well as those related to the required adjustments to this building and security arrangements. 2008 expenditure was EUR 819 thousand and the fund balance was EUR 237 thousand. The Wallnerstrasse Fund will be closed in 2009 and the fund balance taken to miscellaneous income.

f) Extra-budgetary Funds (see Note 3)

2/3 Cash

Cash is managed centrally to ensure the safekeeping of funds and to reduce exchange rate and interest rate exposure (Provisional Financial/Administrative Instruction Five on Income and Cash Management). Cash, bank balances and short-term investments as at 31 December 2008 amounted to EUR 98.2 million. EUR 57.4 million of this amount is in respect of budgetary funds (including Revolving and Contingency Funds) and EUR 40.8 million is in respect of extra-budgetary funds. After the final adjustments were made and the accounts closed, the actual net amount due from the Secretariat to all Extra-budgetary Funds amounted to EUR 42.8 million. A detailed schedule of Bank and Cash Balances is reflected in Appendix I. In accordance with Financial Regulation 5.02, short-term investments were made during the year in the form of time deposits of funds not needed for immediate requirements. The balance of investments for the year ending 31 December 2008 and the respective interest rates are reflected in Appendix II.

2/4 Transactions involving Foreign Currencies

Transactions in foreign currencies are recorded in Euro at the UN Monthly Operational Rates of Exchange in effect on the date of the transactions. At the end of the financial year assets and liabilities are valued at the rates applicable as at 31 December. Gains and losses arising from transactions and translation are recorded as currency exchange adjustments and amounted to a gain of EUR 1,164 thousand in 2008. This was mainly due to the appreciation of the US Dollar against the Euro. The major part of the unrealised gain in the amount of EUR 838 thousand is recorded against the Fund for Activities related to the Removal and Destruction of Russian Ammunition and Armaments from Moldova. In compliance with Provisional Financial/Administrative Instruction Five on Income and Cash Management, large exchange rate gains or losses incurred under extra-budgetary programmes/projects have been credited or charged to the respective extra-budgetary programmes/projects.

2/5 Budget and Income

Income from assessed contributions from participating States is recorded on an accrual basis. Accrued income for the financial year ending 31 December 2008 amounted to EUR 156.4 million, which is equal to the OSCE 2008 Year-end Unified Budget Revision (PC.DEC/889, 2 April 2009). Total miscellaneous income, which is mainly bank interest, amounted to EUR 6.4 million in 2008.

2/6 Expenditure

Expenditure is accounted for on an accrual and modified accrual basis. The cost of services is recorded on an accrual basis as expenditure of the current financial year, based on physical delivery. The cost of supplies and equipment is recorded on a modified accrual basis as expenditure in the current financial year based on the existence of a legally enforceable contract. Budgetary expenditure amounted to EUR 153.8 million, extra-budgetary expenditure amounted to EUR 21.3 million and expenditure on the Wallnerstrasse Fund amounted to EUR 0.8 million for a total of EUR 175.9 million.

2/7 Cash Surplus or Deficit

At the end of each financial year, the cash surplus or deficit for the Funds financed through assessed contributions is determined by calculating the excess of income received over expenditure or the excess of expenditure over income received, as the case may be. The cash surplus of all Funds financed through assessed contributions is credited against contributions of the participating States in accordance with the scale(s) of distribution for the year to which the surplus relates, during the year following the year in which the accounts are accepted by the Permanent Council. The allocation to a participating State of its share of the cash surplus is deferred in cases where the State is in arrears for the year to which the surplus relates and until such time as these arrears are paid in full (Financial Regulation 7.07). The accumulated undistributed cash surplus, which amounted to EUR 382 thousand as at 31 December 2008, is presented as an unallocated surplus in the Statement of Assets, Liabilities and Fund balances.

The formula used to calculate the cash surplus / deficit, as in previous years, is as follows:

EUR '000	<i>Statement 4 - Total UB</i>
Assessed Contributions	156,375
+ Miscellaneous Income	6,362
+/- Foreign Exchange gain	326
+ Savings on prior year Unliquidated Obligations	1,045
= Total Income	164,108
- Total Expenditure	(153,804)
	<i>Statement 7 - Total UB</i>
= Excess of Income over Expenditure	10,304
+ Assessed Contributions receivable on 1 January 2008	6,417
- Assessed Contributions receivable on 31 December 2008	(6,785)
= Cash Surplus for the year 2008	9,936
+ Cash Surplus 1 January 2008	22,499
- Distribution of cash surplus	(13,875)
= Cash Surplus as at 31 December 2008	18,560
+ Assessed Contributions receivable on 31 December 2008	6,785
= Fund Balance as at 31 December 2008	25,345

Therefore the declared cash surplus for 2008 amounts to EUR 9,936 thousand. This is comprised of the excess of income over expenditure of EUR 10,304 thousand less the increase of Assessed Contributions Receivable of EUR 368 thousand.

2/8 Fund Balance

The total Fund Balance at 31 December 2008 contains five elements: the cash surplus payable to participating States in 2009 and 2010, the reserve for assessed contributions receivable, the Wallnerstrasse Fund and balances relating to Extra-budgetary projects funded by donors, as detailed in the table on the following page.

EUR Million	
2007 Cash surplus payable 2009	8.6
2008 Cash surplus payable 2010	9.9
Reserve for Assessed Contributions receivable	6.8
Wallnerstrasse Fund	0.3
Total Extra-budgetary Fund Balance	39.4
Total Fund Balance	65.0

2/9 Contributions In-Kind

Contributions in-kind in the form of salaries for seconded staff, rental of premises and equipment are not recorded in the accounts of the Organization. For 2008 the estimated value of in kind contributions is approximately EUR 56.5 million (EUR 57,9 million in 2007).

2/10 Presentation

The figures in the accounts are presented rounded to the nearest Euro thousand. This may result in totals that are different by EUR 1-2,000.

Note 3 - Extra-budgetary Contributions

Income from Extra-budgetary contributions is recorded on a cash basis. Extra-budgetary contributions pledged in 2008 amounted to EUR 28.8 million, of which EUR 20.5 million was received in 2008 and EUR 8.3 million was outstanding as at 31 December 2008. Extra-budgetary contributions received in 2008 in respect of pledges made in previous years amounted to EUR 8.0 million. Total extra-budgetary contributions received in 2008 amounted to EUR 28.5 million (see Note 10 "Other Adjustments").

Extra-budgetary Funds established by the Permanent Council are as follows:

- The Fund to foster the integration of recently admitted participating States (PC.DEC/23, 2 March 1995);
- The Fund to support OSCE Action for Peace, Democracy and Stability in Bosnia and Herzegovina (PC.DEC/101, 11 January 1996);
- The Fund for Activities Related to Economic Aspects of Security (PC.DEC/150, 19 December 1996);
- The Fund relating to the Stability Pact for South Eastern Europe (PC.DEC/306, 1 July 1999);
- The Fund for Activities Related to the Removal and Destruction of Russian Ammunition and Armaments from Moldova (PC.DEC/329, 9 December 1999);
- The Fund for Activities related to the reduction of Military Forces and equipment from Georgia (293rd Reinforced Meeting of the Permanent Council on Georgia, 17 July 2000);
- The Bishkek International Conference on Enhancing Security and Stability in Central Asia: Strengthening Comprehensive Efforts to Counter Terrorism (PC.DEC/440, 11 October 2001).
- The Partnership Fund (PC.DEC/812, 30 November 2007)³.

Extra-budgetary contributions that do not fall under Funds established by the Permanent Council are classified, under "Other Activities and Special Projects".

Expenditure of Extra-budgetary resources amounted to EUR 21.3 million for the year ended 31 December 2008 (EUR 20.3 million in 2007).

Note 4 - Assessed Contributions

4/1 Assessed Contributions Receivable

Assessed Contributions Receivable as at 31 December 2008 amounted to a total of EUR 6.8 million (EUR 6.4 million in 2007). An aged schedule of Assessed Contributions Receivable as at 31 December 2008 is reflected in Appendix III.

In January 2009 Malta and United States paid in full the amount owed as at 31 December 2008.

4/2 Uncollected Assessed Contributions

If a participating State has not paid all its assessed contributions and dues for special financing for the preceding financial year by 1 April of the current financial year, the Secretary General requests that participating State to pay its arrears within 60 days. If payment is not made in full during that period, the Secretary General requests an explanation of the reasons for non-payment from the participating State concerned. The Secretary General informs the Advisory Committee on Management and Finance of the steps taken as well as other initiatives undertaken and consults the Chairman-in-Office. If the amount of arrears of a participating State equals or exceeds the amount of the contributions due for the preceding two full years the Chairman-in-Office refers the issue to the Permanent Council. The Permanent Council shall take concrete measures to ensure early payment by the participating State concerned (Ref. Financial Regulation 4.09).

Assessed contributions receivable from participating States whose arrears equalled or exceeded the amount of contributions due for the preceding two full years amounted to EUR 6.3 million as at 31 December 2008 (EUR 6.4 million in 2007). Details on assessed contributions receivable for the year 2008 as follows:

Participating State	2006 and			
	prior	2007	2008	Balance
Armenia	399	47	46	492
Georgia	402	47	46	495
Kyrgyzstan	909	47	46	1,002
Moldova	580	47	46	673
Tajikistan	426	47	46	519
Turkmenistan	364	47	46	458
Uzbekistan	2,234	227	225	2,687
Total	5,314	511	501	6,326

In 2008 these participating States paid a combined total of approximately EUR 468 thousand towards prior years' outstanding contributions as follows:

Participating State	Amount paid in 2008
Armenia	130
Georgia	124
Kyrgyzstan	42
Tajikistan	35
Turkmenistan	137
Total	468

Payments of assessed contributions by participating States are credited to that State's assessments in the order in which those assessments are made (Financial Regulation 4.06).

Note 5 - Accounts Receivable

Accounts receivable amounted to EUR 2.7 million as at 31 December 2008 (EUR 2.8 million in 2007). This amount is comprised primarily of VAT reimbursements receivable, amounts receivable from participating States and rent reimbursable from the Austrian government.

³ Under PC.DEC/812 of 30 November 2007 The Partnership Fund was established to foster deeper relation with the Mediterranean and Asian Partners for Co-operation.

Note 6 - Prepaid Expenditure and Advances

Prepaid Expenditure and Advances amounted to EUR 3.8 million as at 31 December 2008 (EUR 6.7 million in 2007). This amount is comprised primarily of advances to suppliers and implementing partners and advances to staff for salaries and travel.

Note 7 - Material Assets

The policies and procedures for the management of material assets are set out in the Provisional Financial/Administrative Instruction Seven on Asset Management for Goods and Services.

Definition

Material assets are defined as:

- Tangible assets with a minimum cost of EUR 1,000 and a useful life of minimum of two (2) years or
- Attractive assets with a cost below EUR 1,000, but which bear a special importance due to their nature or area of use, such as mobile phones, GPS units and handheld radios.

Accounting Policy

The cost of a material asset comprises its purchase price, non-refundable import duties and purchase taxes, initial delivery and handling costs, installation fees, and any direct costs of bringing the material asset to working condition for its intended use.

The purchase cost of material assets is charged to expenditure on purchase and therefore, is not reflected as an asset on the balance sheet. The OSCE maintains separate material asset records, including the historical acquisition cost, accumulated depreciation and net book value. Income from the disposal of surplus assets is normally recorded as miscellaneous income and simultaneously the historical acquisition cost and depreciation are removed from the material asset records. Data from this module is used as the basis of this disclosure note to the financial statements.

The historical acquisition cost of material assets as at 31 December 2008 is EUR 52.3 million, the accumulated depreciation is EUR 39.6 million and the net book value is EUR 12.8 million. The movement in material assets during the year is summarised in the following table.

EUR '000	Total	Total
	2008	2007
Historical acquisition cost		
Balance at 1 January	56,763	60,329
Additions	8,338	7,305
Disposals	(12,777)	(10,873)
Cost Adjustments	4,1	0,1
Balance at 31 December	52,328	56,763
Accumulated depreciation		
Balance at 1 January	(45,464)	(48,450)
Depreciation charge for year	(5,572)	(5,826)
Disposals	11,484	8,812
Balance at 31 December	(39,551)	(45,464)
Net book value as at 31 December	12,777	11,299

This includes the Historical Acquisition Cost of ExB assets as at 31 December 2008 amounting to EUR 1,120 thousand. The Net Book Value of Extra-budgetary assets as at 31 December 2008 amounted to EUR 796 thousand.

The following table shows the distribution of material assets by Fund.

EUR '000	Historical Acquisition Cost	Net Book Value as at 31 Dec.2008	Percentage based on Net book Value
I. Funds Related to the Secretariat and Institutions			
The Secretariat	5,242	1,336	10.5%
ODIHR	1,503	338	2.6%
HCNM	166	61	0.5%
RFoM	52	13	0.1%
II. Funds Related to the OSCE Field Operations			
<u>South-Eastern Europe</u>			
Mission in Kosovo	17,929	2,621	20.4%
Task in Bosnia and Herzegovina	5,639	1,465	11.5%
Office in Zagreb	772	53	0.4%
Mission to Serbia	2,234	504	3.9%
Presence in Albania	1,328	428	3.4%
Spillover Monitor Mission in Skopje	3,692	596	4.7%
Mission to Montenegro	538	78	0.6%
<u>Eastern Europe</u>			
Mission to Moldova	677	163	1.3%
Project Co-ordinator in Ukraine	428	213	1.7%
Office in Minsk	210	61	0.5%
<u>Caucasus</u>			
Mission to Georgia	6,870	2,792	21.8%
Office in Yerevan	366	140	1.1%
Office in Baku	349	152	1.2%
Funds Relating to the Conflict Dealt with by the Minsk Conference	385	114	0.9%
<u>Central Asia</u>			
Centre in Astana	367	163	1.3%
Centre in Ashgabad	271	79	0.6%
Centre in Bishkek	1,437	792	6.2%
Project Co-ordinator in Uzbekistan	381	128	1.0%
Office in Tajikistan	1,490	487	3.8%
Total	52,328	12,777	100.0%

Useful life is the period of time over which an asset is expected to provide service potential to the Organization. Depreciation is calculated using the straight-line method so as to depreciate the initial cost over the estimated useful life. The categories of material assets and the range of useful life for each are as per the following table.

Category of Material Asset	Useful Life - Range of Years	Historical Acquisition Cost EUR'000	%
Information Technology (incl. communications)	2 to 7	19,842	37.9%
Vehicles and Safety Equipment	3 to 10	16,618	31.9%
Office Equipment	3 to 8	2,353	4.5%
Power Generation	5	2,344	4.5%
Security Equipment	3 to 8	1,648	3.1%
Building & Construction	3 to 7	1,848	3.5%
Conditioning Systems	2 to 10	1,238	2.4%
Printing, Audio & Visual Equipment	3 to 8	1,322	2.5%
Electrical Systems	3 to 10	1,352	2.6%
Furniture & Furnishings	5 to 10	929	1.8%
Domestic Appliances	2 to 7	773	1.5%
Materials Handling & Storage	2 to 10	537	1.0%
Industrial Processing Machinery	4 to 7	175	0.3%
Tools and General	3 to 5	121	0.2%
Other Equipment	3 to 8	1,229	2.3%
Total		52,328	100.0%

The historical acquisition cost of material assets retired in 2008 is EUR 12,777 thousand with a net book value of material assets retired in 2008 of EUR 1,293 thousand.

Taking into account proceeds from sale and insurance claims the net loss on material assets retired in 2008 is EUR 169 thousand as shown in the following tables.

Gain/Loss on Material Assets retired in 2008

EUR' 000	Total
Historical Acquisition Cost of Retired Assets	12,777
Net Book Value of Retired Assets	(1, 292)
Deduct Proceeds of Sale (including reimbursed amount from employees, less removal costs)	1,006
Deduct Proceeds received from the Insurance company	117
(Gain) /Loss	169

The loss on retirement of material assets of EUR 169 thousand includes the net book value of extra-budgetary assets donated to projects of EUR 335 thousand. Proceeds received from the profit sharing scheme with the insurance company amounted to EUR 200 thousand in 2008.

Note 8 - Accounts Payable

Accounts Payable amounted to EUR 3.0 million as at 31 December 2008 (EUR 5.5 million in 2007). This amount is comprised of goods and services for which invoices were received but not paid, as well as amounts owed to staff.

Note 9 - Unliquidated Obligations

Unliquidated obligations charged to expenditure as at 31 December 2008 amounted to EUR 12.4 million (EUR 12.8 million in 2007). Savings on prior year unliquidated obligations at 31 December 2008 amounted to 1.2 million.

Savings on prior year Unliquidated Obligations

Fund Name	2007 Reserve for ULOs	Expenditure	
		in 2008 against 2007 Reserve	(Savings) on 2007 ULOs
EUR '000			
I. Funds Related to the Secretariat and Institutions			
The Secretariat	2,193	1,948	(246)
Wallnerstrasse	147	38	(109)
ODIHR	568	493	(75)
HCNM	15	15	(0)
RFoM	65	57	(8)
II. Funds Related to the OSCE Field Operations			
<u>South-Eastern Europe</u>			
Mission in Kosovo	1,491	1,260	(231)
Tasks in Bosnia and Herzegovina	626	603	(23)
Mission to Croatia	505	487	(19)
Mission in Serbia	450	404	(46)
Presence in Albania	360	312	(48)
Spillover Monitor Mission to Skopje	683	581	(102)
Mission to Montenegro	140	117	(23)
<u>Eastern Europe</u>			
Mission to Moldova	127	106	(20)
Project Coordinator in Ukraine	77	75	(3)
Office in Minsk	32	20	(12)
Repr. to the Latvian-Russian JC on Military Pensioners	0	0	0
<u>Caucasus</u>			
Mission to Georgia	678	619	(59)
Office in Yerevan	130	117	(13)
Office in Baku	355	343	(12)
High Level Planning Group	6	4	(1)
The Minsk Process	1	1	0
Personal Repr. of the CiO	6	3	(3)
<u>Central Asia</u>			
Centre in Astana	49	28	(21)
Centre in Ashgabad	40	30	(10)
Centre in Bishkek	345	320	(25)
Project Co-ordinator in Uzbekistan	196	169	(27)
Centre in Dushanbe	309	290	(18)
Tot. Extra-budgetary Funds	3,186	3,186	-
Grand Total	12,780	11,626	(1,154)

Note 10 - Other Adjustments

Other adjustments are the reclassification from funds held for third parties to extra-budgetary contributions and amounted to a credit of EUR 67 thousand in 2008 (EUR 397 thousand in 2007).

Note 11 - Funds Held for Third Parties

Funds held for third parties amounted to EUR 6.1 million as at 31 December 2008 (EUR 6.1 million in 2007). This amount consists primarily of funds received from participating States in advance of paying salaries to seconded staff on their behalf.

Note 12 - Contributions Received in Advance

Assessed contributions received in advance amounted to EUR 19.2 million as at 31 December 2008 (EUR 9.4 million in 2007). This is mainly due to (a) the distribution of the 2006 cash surplus of a net amount of EUR 11.0 million, which was credited to the participating States in accordance with the Financial Regulations and (b) the OSCE 2008 Year-end Unified Budget Revision which amounted to a reduction of EUR 7.8 million.

Note 13 - Cash and Other Losses

Cash and other losses for the year ended 31 December 2008 amounted to a total of EUR 11,011.

Cash and Other Losses for 2008

Fund	Description	EUR
Mission to Serbia	Uncollectible Receivable	4,416
Spillover Monitor Mission to Skopje	Uncollectible Receivable	2,452
Mission to Georgia	Cash Loss	2,601
Mission to Georgia	Uncollectible Receivable	1,542
Total Cash and Other Losses		11,011

Loss and Theft Report for 2008 - Material Assets (Net Book Value)

The net book value of lost and stolen material assets in 2008 amounted to EUR 222,931.

EUR	Loss	Theft	Grand Total
The Secretariat	721	938	1,659
Mission to Kosovo	1,613	0	1,613
Tasks in Bosnia and Herzegovina	2	0	2
Mission to Serbia	465	123	587
Presence in Albania	113	0	113
Spillover Monitor Mission to Skopje	22	0	22
Mission to Moldova	160	0	160
Project Co-ordinator in Ukraine	487	96	583
Mission to Georgia	217,527	0	217,527
Office in Baku	259	0	259
Centre in Astana	0	120	120
Centre in Ashgabad	72	0	72
Office in Bishkek	0	86	86
Project Co-ordinator in Uzbekistan	50	0	50
Office in Tajikistan	77	0	77
Total Net Book Value	221,568	1,363	222,931

The loss of assets from the Mission to Georgia of EUR 217,527 mainly occurred after the outbreak of hostilities in the Caucasus that started in August 2008.

Note 14 - Contingent Liabilities

Negotiations regarding rent claims for premises occupied by the OSCE Mission in Kosovo have not progressed and there remains numerous uncertainties that prevent the OSCE to estimate an amount, if any, of a contingent liability.

Note 15 - Ex-Gratia Payments

During 2008 ex-gratia payments totalling EUR 12,317 were approved by the Secretary General.

Note 16 - Contractual Obligations and Separation Benefits

The total contractual obligations under the Unified Budget extending beyond 31 December 2008 amount to approximately EUR 9.3 million and the contractual obligations payable if notice was given on 31 December 2008 amount to approximately EUR 1.1 million.

Separation payments under the Unified Budget that would have been due to staff if they had separated on 31 December 2008 is estimated at approximately EUR 25.2 million. This amount is made up of termination indemnity, accrued annual leave, notice period, repatriation grant, travel and removal costs.

Note 17 - Post Balance Sheet Event

The Budget and Assessed Contributions in respect of 2008 were adjusted (reduced) by EUR 7.8 million to EUR 156.4 million as a result of PC.DEC/889, dated 2 April 2009, on the OSCE 2008 Year-end Unified Budget Revision.

Note 18 - Provident Fund

The Provident Fund is a defined contribution plan. The employer contributions of 15% and employee contributions of 7.5% of salary plus post adjustment (if applicable) are fixed. Employees may make additional voluntary contributions of up to 15%. The amounts collected are paid into a number of funds, held with Generali Worldwide Insurance Company Limited, Guernsey, Channel Islands (Generali Guernsey), on behalf of the employee. The assets are held by Generali Guernsey in the beneficial ownership of the employee. The Secretary General's responsibility is to establish arrangements to provide a Provident Fund facility to employees and to monitor these arrangements. The balance of funds held for the benefit of OSCE Staff by the Provident Fund as at 31 December 2008 was EUR 57.7 million.

The Provident Fund is administered by Generali Guernsey in accordance with the contract. The OSCE obtains the Financial

Statements of Generali Guernsey on an annual basis to review the financial position of the company. The latest available financial statements were in respect of the year ended 31 December 2007 and were audited by PricewaterhouseCoopers CI LLP, Chartered Accountants, who gave an unqualified opinion on the financial statements.

The Provident Fund Summary Statement for the year ending 31 December 2008 is shown in Annex 1.

Provident Fund Summary Statement
for the year ending 31 December 2008

	DEPOSIT ADMINISTRATION FUNDS			INTERNATIONAL EQUITY FUNDS			EUROPEAN EQUITY FUND				
	Units '000	EUR '000	Units '000	USD '000	Units '000	EUR '000	Units '000	USD '000	Units '000	EUR '000	TOTAL EUR'000
Opening Balance 1 Jan 2008	39,803	45,363	8,144	9,212	45	1,299	35	1,481	38	504	
Contributions/Premium Allocation	10,519	12,171	946	1,088	4	102	6	195	29	276	
Unit Adjustments	0.1	0.1	28.8	32.8	-	-	-	-	-	-	
Surrenders	(6,968)	(8,022)	(1,610)	(1,853)	(15)	(357)	(9)	(304)	(6)	(59)	
Withdrawals	(1,227)	(1,417)	(286)	(330)	(1)	(31)	(1)	(41)	(1)	(15)	
Switch Out	(0)	(0)	-	-	(1)	(21)	-	-	(3)	(33)	
Switch In	46	54	-	-	-	-	-	-	-	-	
Fees (Administration Fee and Establishment Charge)	-	-	-	-	-	-	-	-	-	-	
Total movements during year	2,371	2,786	(921)	(1,061)	(12)	(307)	(4)	(150)	18	169	
Guaranteed Interest on Opening Balance		1,246		322							
Guaranteed Interest on units accumulated during year		(10)		(17)							
Deposit Administration Units (additional interest)	87	102	82	96	-	-	-	-	-	-	
Closing Balance 31 December 2008	42,261	49,488	7,305	8,552	32	590	31	792	57	409	
Market Value as at 31 December 2008				1,2953				1,2953			
Exchange Rate											
Closing Balance 31 December 2008 in EUR '000		49,488		6,602		590		611		409	57,700

Appendix I - Bank and Cash Balances as at 31 December 2008

Financial Institution	Currency	Interest rate	EUR '000 Balance
Bank Austria, Vienna - Current Account	EUR	0.80%	22
Bank Austria, Vienna - Revolving and Contingency Funds	EUR	2.25%	0
Bank Austria, Vienna - Current Account	USD	0.25%	123
International Moscow Bank, Moscow - Current Account	USD	0.00%	4
Bank Austria, Vienna - Fixed Deposit	EUR	See Appendix II	20,000
Anglo Irish Bank, Vienna - Fixed Deposit	EUR	See Appendix II	11,000
Intesa Sanpaolo - Fixed Deposit	EUR	See Appendix II	14,000
SEB - Fixed Deposit	EUR	See Appendix II	4,000
Anglo Irish Bank, Vienna - Revolving and Contingency Funds Fixed Deposit	EUR	3.30%	4,890
Bank Austria, Vienna - Overnight Account	EUR	2.25%	8
Ceskoslovenska Obchodni Banka, Prague	EUR	0.30%	2
Ceskoslovenska Obchodni Banka, Prague	CZK	0.01%	70
Sub Total: Secretariat Budgetary Bank Accounts			54,120
Bank Austria, Vienna - Current Account	EUR	0.80%	17
Bank Austria, Vienna - Fixed Deposit	EUR	See Appendix II	11,900
Anglo Irish Bank, Vienna - Fixed Deposit	EUR	See Appendix II	11,500
Intesa Sanpaolo - Fixed Deposit	EUR	See Appendix II	4,300
SEB - Fixed Deposit	EUR	See Appendix II	7,000
Bank Austria, Vienna - Current Account	USD	0.25%	0
Bank Austria, Vienna - Fixed Deposit	USD	See Appendix II	1,544
SEB - Fixed Deposit	USD	See Appendix II	4,555
Sub Total: Extra Budgetary Bank Accounts			40,816
Total : Secretariat Bank Accounts			94,936
Raiffeisen Bank, Warsaw - ODIHR	EUR	0.10%	512
Raiffeisen Bank, Warsaw - ODIHR	USD	0.10%	28
Raiffeisen Bank, Warsaw - ODIHR	PLN	0.10%	8
ING Bank, The Hague - HCNM	EUR	2.79%	35
Total: Institutions Bank Accounts			583
Raiffeisen Bank Sh.a., Tirana	EUR	0.50%	43
Raiffeisen Bank Sh.a., Tirana	USD	0.30%	0
Raiffeisen Bank Sh.a., Tirana	ALL	1.50%	22
Raiffeisen Bank dd Bosna i Hercegovina, Sarajevo	EUR	0.00%	125
Raiffeisen Bank dd Bosna i Hercegovina, Sarajevo	BAM	0.00%	29
Zagrebacka banka d.d., Zagreb	EUR	0.25%	46
Zagrebacka banka d.d., Zagreb	USD	0.15%	0
Zagrebacka banka d.d., Zagreb	HRK	0.50%	73
Raiffeisen Bank Kosovo J.S.C., Pristina	EUR	2.50%	51
ProCredit Bank Kosovo, Pristina	EUR	1.00%	55
Komercijalna Banka A.D. Beograd, Belgrade	EUR	2.00%	135
Komercijalna Banka A.D. Beograd, Belgrade	RSD	0.00%	23
Komercijalna Banka A.D. Budva, Podgorica	EUR	0.00%	53
ProCredit Bank, Skopje	EUR	0.00%	138
ProCredit Bank, Skopje	MKD	0.00%	34
Sub Total: South-Eastern Europe Bank Accounts			828
Priorbank JSC, Minsk	EUR	0.00%	13
Priorbank JSC, Minsk	USD	0.00%	8
Priorbank JSC, Minsk	BYR	0.00%	1
Closed joint-stock company OTP Bank, Kiev-Mykhailivsky	EUR	0.50%	121
Closed joint-stock company OTP Bank, Kiev-Mykhailivsky	USD	0.50%	47
Closed joint-stock company OTP Bank, Kiev-Mykhailivsky	UAH	1.00%	48
Universalbank S.A., Moldova	EUR	0.00%	16
Universalbank S.A., Moldova	USD	0.00%	0
Universalbank S.A., Moldova	MDL	0.00%	0
Sub Total: Eastern Europe Bank Accounts			254
Bank of Georgia J.S.C., Tbilisi	EUR	2.00%	81
Bank of Georgia J.S.C., Tbilisi	USD	2.00%	6
Bank of Georgia J.S.C., Tbilisi	GEL	3.00%	25
The International Bank of Azerbaijan, Baku	EUR	0.00%	155
The International Bank of Azerbaijan, Baku	USD	0.00%	8
The International Bank of Azerbaijan, Baku	AZN	0.00%	3
HSBC Bank Armenia cjsc, Yerevan	EUR	0.00%	88
HSBC Bank Armenia cjsc, Yerevan	USD	0.00%	1
HSBC Bank Armenia cjsc, Yerevan	AMD	0.00%	78
Sub Total: South Caucasus Bank Accounts			445

Appendix I - Bank and Cash Balances as at 31 December 2008 (continued)

Financial Institution	Currency	Interest rate	EUR '000 Balance
ABN - AMRO Bank Kazakhstan, Almaty	EUR	0.00%	23
ABN - AMRO Bank Kazakhstan, Almaty	USD	0.00%	1
ABN - AMRO Bank Kazakhstan, Almaty	KZT	0.00%	3
ABN - AMRO Bank Kazakhstan, Astana	EUR	0.00%	24
ABN - AMRO Bank Kazakhstan, Astana	USD	0.00%	0
ABN - AMRO Bank Kazakhstan, Astana	KZT	0.00%	3
Turkmen - Turkish Joint-Stock Commercial Bank, Ashgabat	EUR	0.00%	24
Turkmen - Turkish Joint-Stock Commercial Bank, Ashgabat	USD	0.00%	19
Turkmen - Turkish Joint-Stock Commercial Bank, Ashgabat	TMM	0.00%	0
Demir Kyrgyz International Bank CJSC, Bishkek	EUR	0.00%	267
Demir Kyrgyz International Bank CJSC, Bishkek	USD	0.00%	12
Demir Kyrgyz International Bank CJSC, Bishkek	KGS	0.00%	7
Demir Kyrgyz International Bank CJSC, Osh	EUR	0.00%	14
Demir Kyrgyz International Bank CJSC, Osh	USD	0.00%	2
Demir Kyrgyz International Bank CJSC, Osh	KGS	0.00%	7
National Bank of Foreign Econ.Act., Tashkent	EUR	0.00%	86
National Bank of Foreign Econ.Act., Tashkent	USD	0.00%	11
National Bank of Foreign Econ.Act., Tashkent	UZS	0.00%	5
TojikSodirotBonk, Dushanbe	EUR	0.00%	133
TojikSodirotBonk, Dushanbe	USD	0.00%	73
TojikSodirotBonk, Dushanbe	TJS	0.00%	49
Sub Total: Central Asia Bank Accounts			763
Total: Field Operations Bank Accounts			2,290
Total Bank Accounts			97,810
Total Cash			431
Grand Total			98,241

Appendix II - Short-term Investments and Interest Rates for the year ending 31 December 2008

From	To	Amount EUR '000	Interest Rate % p.A.
Unified Budget			
19-Sep-08	19-Mar-09	1,500	5.21
25-Sep-08	26-Jan-09	2,500	5.16
26-Sep-08	27-Jan-09	1,500	5.25
03-Dec-08	05-Jan-09	1,500	3.79
10-Dec-08	12-Jan-09	4,000	3.34
10-Dec-08	12-Jan-09	4,000	2.80
10-Dec-08	12-Jan-09	3,000	3.30
11-Dec-08	12-Jan-09	14,000	2.86
11-Dec-08	12-Jan-09	1,000	3.25
12-Dec-08	02-Jan-09	3,000	2.94
12-Dec-08	12-Jan-09	2,500	3.20
15-Dec-08	15-Jan-09	2,500	3.19
18-Dec-08	19-Jan-09	3,000	3.09
22-Dec-08	22-Jan-09	1,500	3.24
29-Dec-08	29-Jan-09	3,500	3.09
Total Unified Budget		49,000	
Revolving / Contingency Fund			
09-Dec-08	09-Jan-09	4,890	3.30
Total Revolving/Contingency Fund		4,890	
Extra-budgetary			
05-Sep-08	05-Mar-09	4,000	5.05
10-Sep-08	10-Mar-09	2,000	5.15
12-Sep-08	12-Feb-09	3,000	5.10
11-Dec-08	12-Jan-09	7,000	3.25
12-Dec-08	12-Jan-09	3,000	2.75
15-Dec-08	15-Jan-09	4,500	3.15
23-Dec-08	23-Jan-09	1,000	3.24
29-Dec-08	29-Jan-09	3,500	3.09
30-Dec-08	30-Jan-09	1,300	2.43
30-Dec-08	30-Jan-09	4,500	3.04
31-Dec-08	02-Feb-09	900	3.04
Total Extra-budgetary		34,700	
TOTAL EUR Investments		88,590	
Extra-budgetary			
26-Sep-08	26-Mar-09	4,400	3.84
12-Dec-08	12-Jan-09	500	1.74
12-Dec-08	12-Jan-09	1,500	1.45
15-Dec-08	15-Jan-09	500	1.74
18-Dec-08	20-Jan-09	600	1.49
29-Dec-08	29-Jan-09	400	0.99
Total USD Investments		7,900	
TOTAL USD Investments in EUR		6,099	
GRAND TOTAL Investments		94,689	

Appendix III - Assessed Contributions Receivable as at 31 December 2008

EUR '000	2006			
Participating State	and prior	2007	2008	Balance
Albania	0	0	0	0
Andorra	0	0	0	0
Armenia	398,708	47,263	45,979	491,950
Austria	0	0	0	0
Azerbaijan	0	0	0	0
Belarus	0	0	0	0
Belgium	0	0	0	0
Bosnia-Herzegovina	0	0	0	0
Bulgaria	0	0	0	0
Canada	0	0	0	0
Croatia	0	0	0	0
Cyprus	0	0	0	0
Czech Republic	0	0	0	0
Denmark	0	0	0	0
Estonia	0	0	0	0
the Former Yugoslav Republic of Macedonia	0	0	0	0
Finland	0	0	0	0
France	0	0	0	0
Georgia	401,560	47,263	45,979	494,802
Germany	0	0	0	0
Greece	0	0	0	0
Holy See	0	0	0	0
Hungary	0	0	0	0
Iceland	0	0	0	0
Ireland	0	0	0	0
Italy	0	0	0	0
Kazakhstan	0	0	0	0
Kyrgyzstan	908,863	47,263	45,979	1,002,105
Latvia	0	0	0	0
Liechtenstein	0	0	0	0
Lithuania	0	0	0	0
Luxembourg	0	0	0	0
Malta	0	0	26,022	26,022
Moldova	579,986	47,263	45,979	673,228
Monaco	0	0	0	0
Montenegro	0	0	0	0
Netherlands	0	0	0	0
Norway	0	0	0	0
Poland	0	0	0	0
Portugal	0	0	0	0
Romania	0	0	0	0
Russian Federation	0	0	0	0
San Marino	0	0	0	0
Serbia	0	0	0	0
Slovak Republic	0	0	0	0
Slovenia	0	0	0	0
Spain	0	0	0	0
Sweden	0	0	0	0
Switzerland	0	0	0	0
Tajikistan	426,042	47,263	45,979	519,284
Turkey	0	0	0	0
Turkmenistan	364,342	47,263	45,979	457,584
Ukraine	0	0	0	0
United Kingdom	0	0	0	0
United States	0	0	433,430	433,430
Uzbekistan	2,234,083	227,246	225,228	2,686,557
Total	5,313,584	510,824	960,554	6,784,962



The Organization for Security and Co-operation in Europe works for stability, prosperity and democracy in 56 States through political dialogue about shared values and through practical work that makes a lasting difference.