

# Cross-Border Mobility in the OSCE Region (2011–2015)

The OSCE Office for Democratic Institutions and Human Rights (ODIHR) promotes best practices in the implementation of visa application procedures and the handling of visa applications, which facilitate freer cross-border travel as a means of promoting human rights and fundamental freedoms. ODIHR also provides assistance in developing specific policies or programmes that participating States can undertake to enhance their visa policies in line with OSCE commitments on freedom of movement and human contacts.

Through the Helsinki process, OSCE participating States encouraged each other to take mutually beneficial steps towards clarifying the rules and simplifying the procedures to allow people to temporarily enter or leave countries within the OSCE region.\*

Using the information published in the ODIHR **Baseline Study on Cross Border Mobility in The OSCE Region** (2014) as a starting point, this update provides a statistical overview of the trends in cross-border mobility in the OSCE region in the period 2011 – 2015.

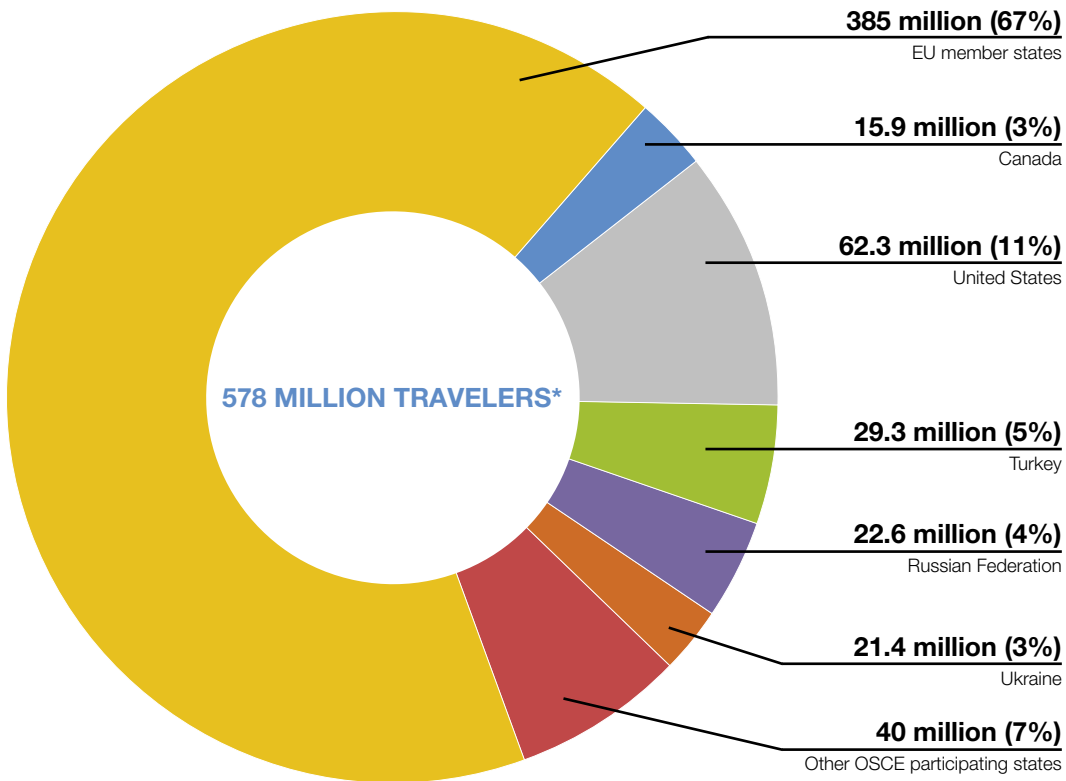
The update has been produced to show how the commitments of OSCE participating States to “...facilitate freer movement and contacts, individually and collectively...” and “...to facilitate wider travel by their citizens for personal or professional reasons...” have been put into practice by providing a detailed overview of absolute numbers and the growth in the number of foreign visitors in the period following the publication of the Baseline Study in 2014.

The Baseline Study provided a range of recommendations to OSCE participating States for developing and implementing regulations governing the movement of citizens in the OSCE region in line with OSCE commitments on freedom of movement and human contacts. This update provides further useful information in that regard.

---

\* The Helsinki process was a series of events that followed the 1972 Conference for Security and Co-operation in Europe and which culminated in the signing of the Helsinki Final Act in 1975.

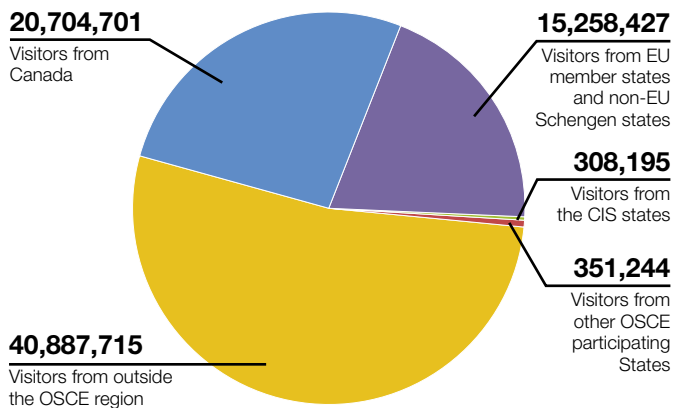
## NUMBER OF FOREIGN VISITORS TO OSCE PARTICIPATING STATES IN 2011



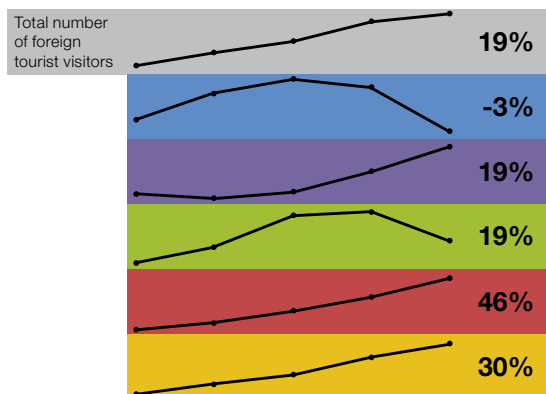
\*in 2011, according to UNWTO

## UNITED STATES OF AMERICA

Number of foreign visitors in 2015



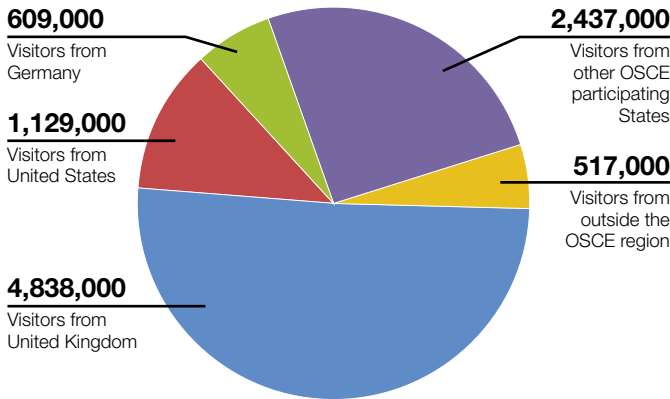
Growth in number of visitors for the period 2011–2015 % change since 2011



## COMMON TRAVEL AREA (IRELAND AND THE UNITED KINGDOM)

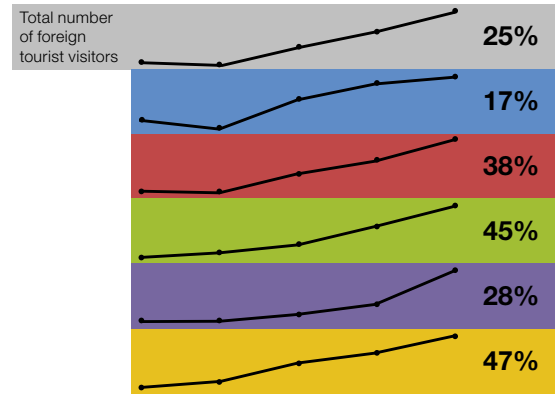
### IRELAND

Number of foreign visitors in 2015



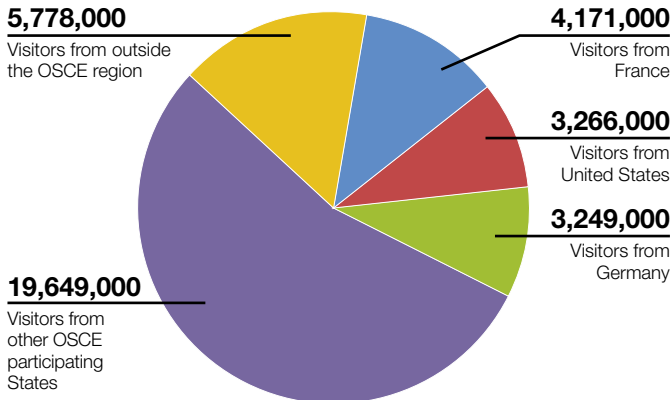
Growth in number of visitors for the period 2011–2015

% change since 2011



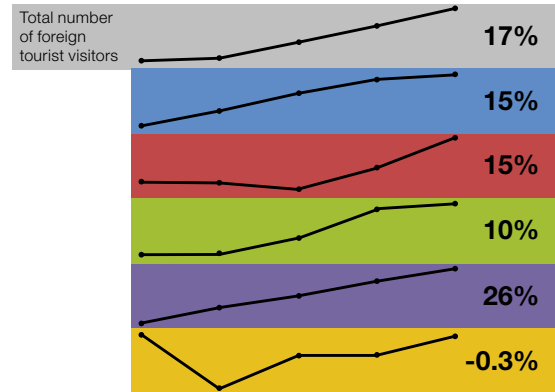
### UNITED KINGDOM

Number of foreign visitors in 2015



Growth in number of visitors for the period 2011–2015

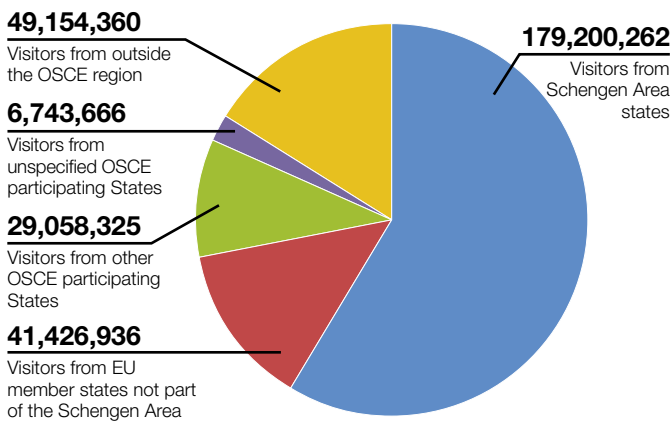
% change since 2011



## SCHENGEN AREA STATES

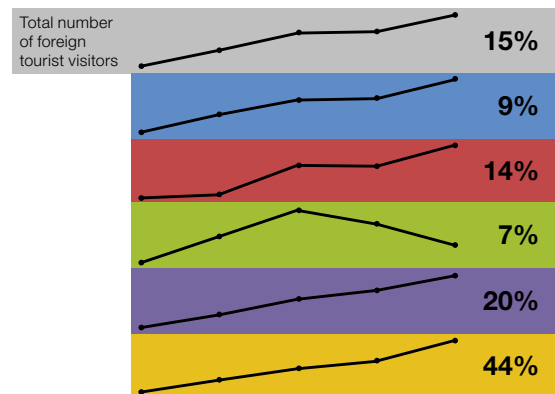
### SCHENGEN AREA

Number of foreign visitors in 2015



Growth in number of visitors for the period 2011–2015

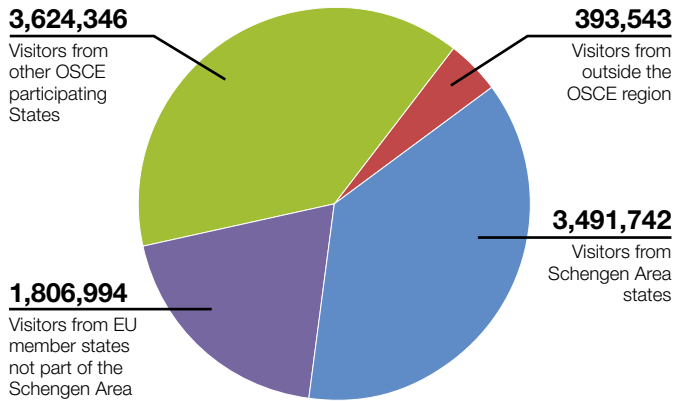
% change since 2011



## NON-SCHENGEN EUROPEAN UNION MEMBER STATES

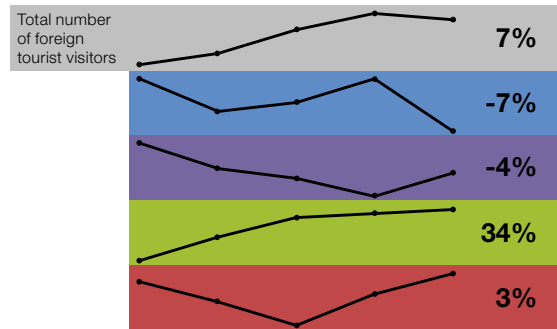
### BULGARIA

Number of foreign visitors in 2015



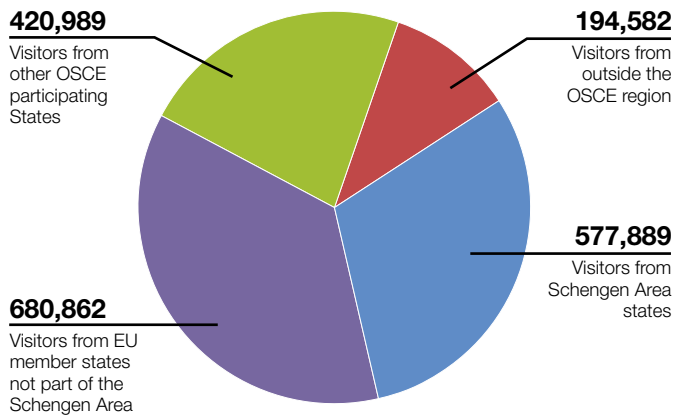
Growth in number of visitors for the period 2011–2014

% change since 2011



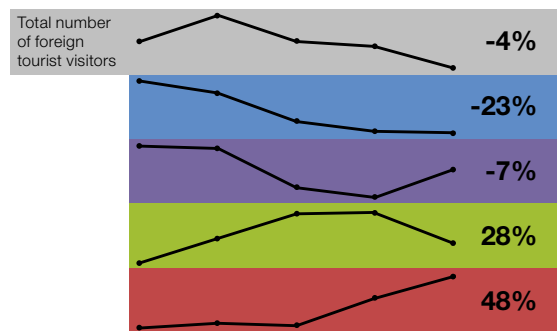
### CYPRUS

Number of foreign visitors in 2015



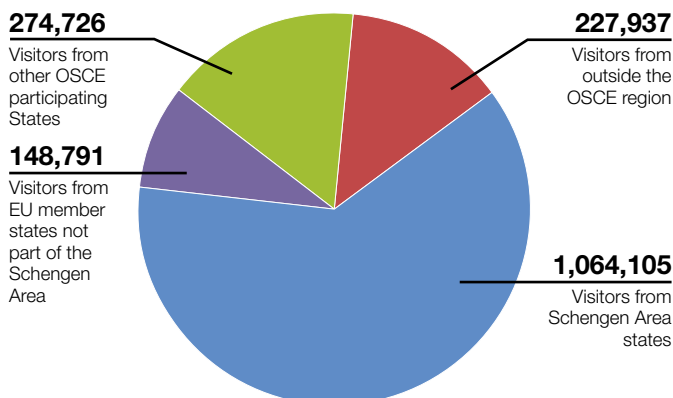
Growth in number of visitors for the period 2011–2014

% change since 2011



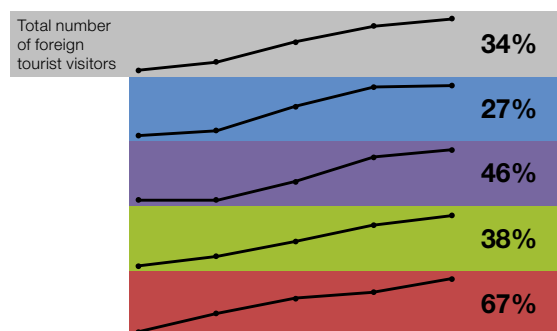
### ROMANIA

Number of foreign visitors in 2013



Growth in number of visitors for the period 2011–2014

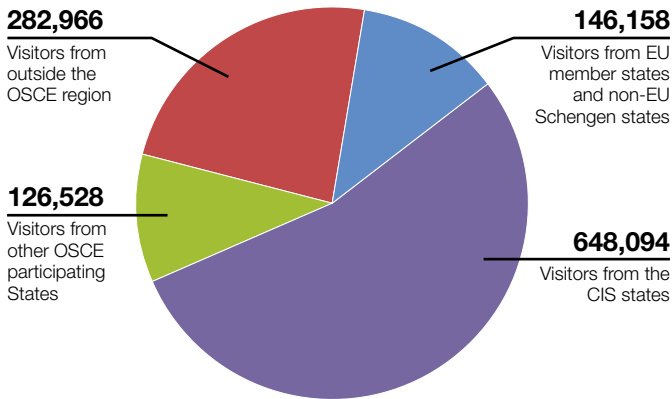
% change since 2009



## COMMONWEALTH OF INDEPENDENT STATES

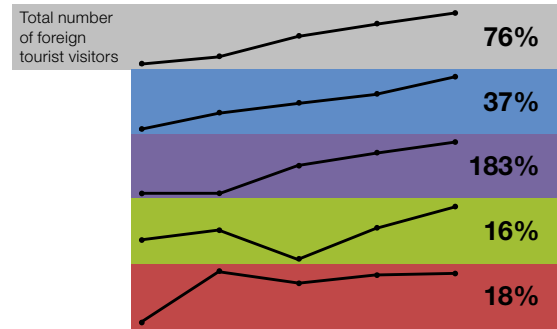
### ARMENIA

Number of foreign visitors in 2014



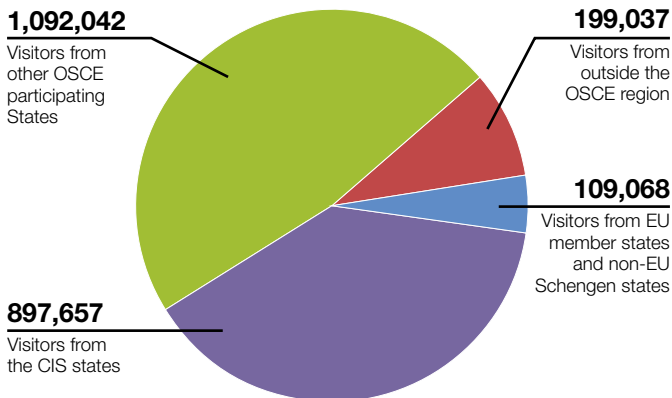
Growth in number of visitors for the period 2011–2015

% change since 2010



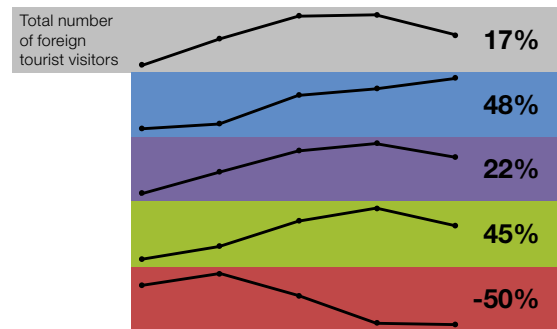
### AZERBAIJAN

Number of foreign visitors in 2014



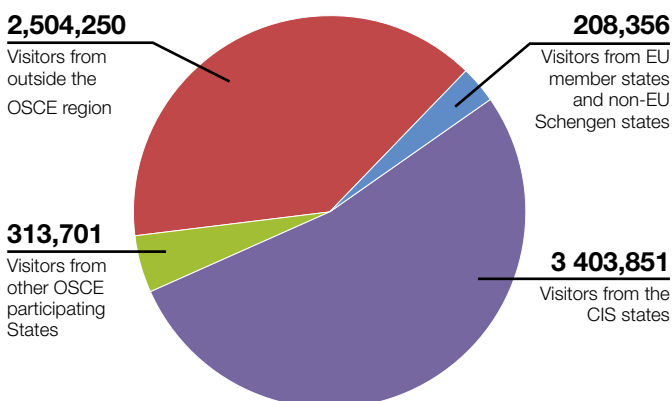
Growth in number of visitors for the period 2011–2014

% change since 2010



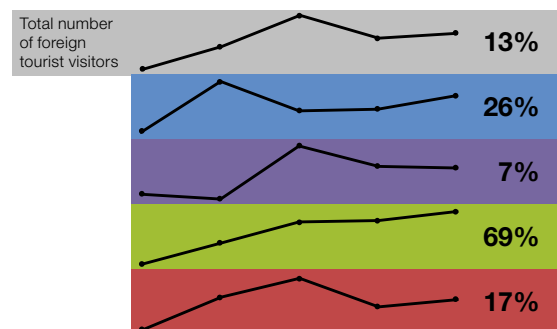
### KAZAKHSTAN

Number of foreign visitors in 2015



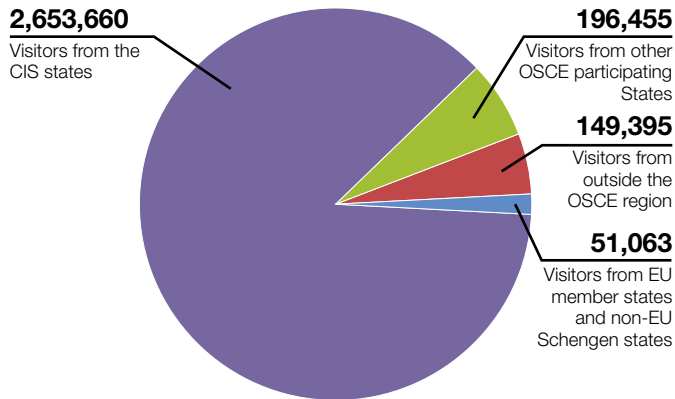
Growth in number of visitors for the period 2011–2015

% change since 2011

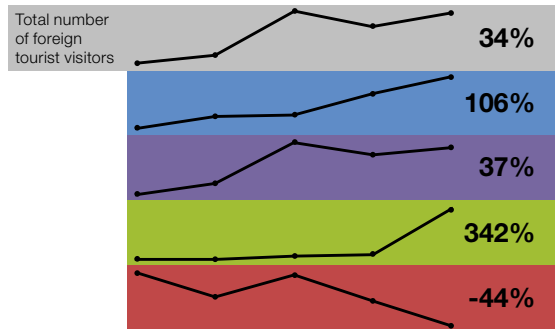


## KYRGYZSTAN

Number of foreign visitors in 2015

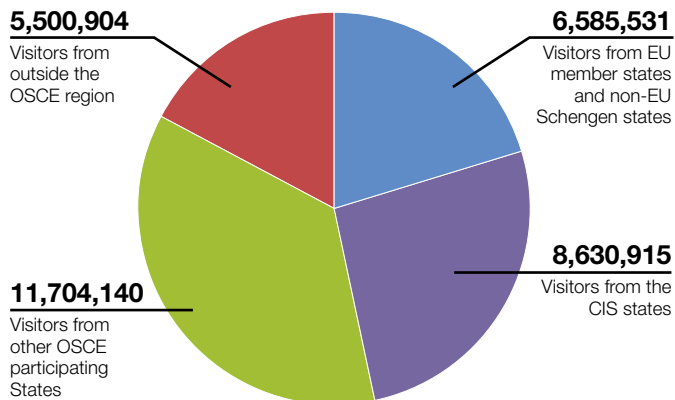


Growth in number of visitors for the period 2011–2015 % change since 2011

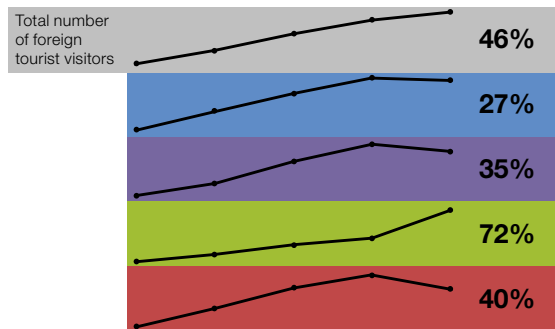


## RUSSIAN FEDERATION

Number of foreign visitors in 2014



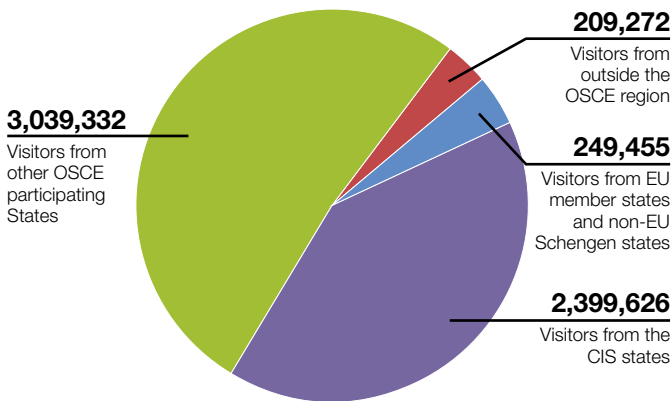
Growth in number of visitors for the period 2011–2014 % change since 2010



## OTHER OSCE PARTICIPATING STATES

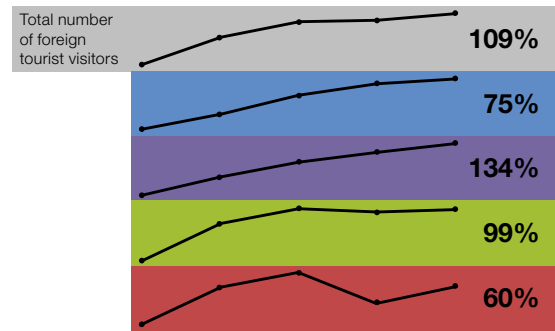
### GEORGIA

Number of foreign visitors in 2015



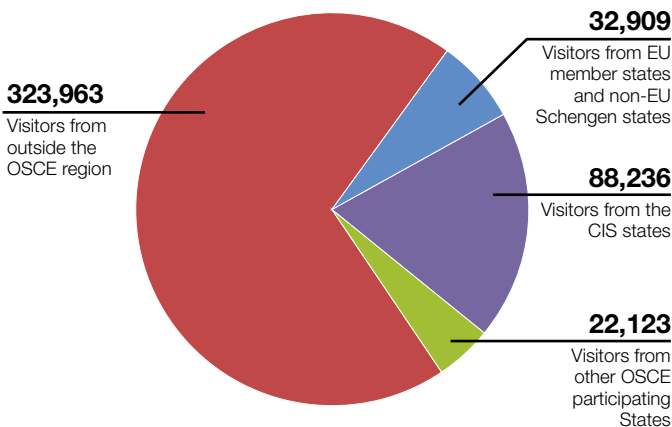
Growth in number of visitors for the period 2011–2015

% change since 2011



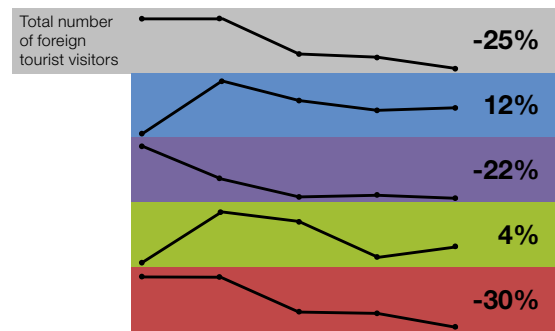
### MONGOLIA

Number of foreign visitors in 2015



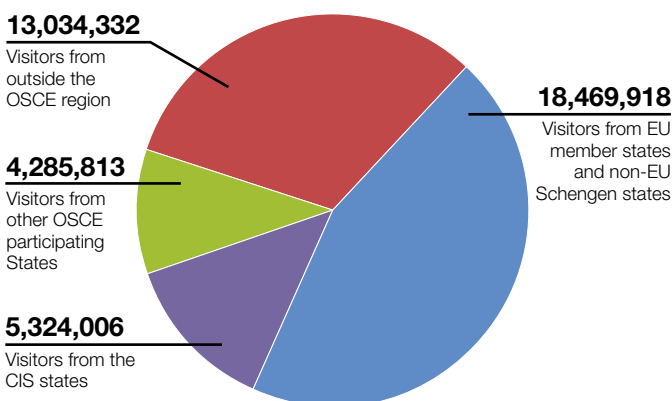
Growth in number of visitors for the period 2011–2015

% change since 2011



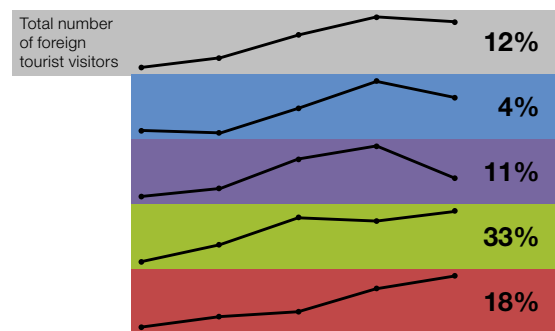
### TURKEY

Number of foreign visitors in 2015



Growth in number of visitors for the period 2011–2015

% change since 2011



## DATA SOURCE AND METHODOLOGY

The information provided in this update is based on official statistics published by the World Tourism Organization (UNWTO), analysed and presented by ODIHR. The data published by the UNWTO for each country comprise information on the annual number of foreign visitors and/or the annual number of foreign tourist visitors, broken down according to travellers' countries of origin. The statistical analysis of the number of foreign visitors to each OSCE participating State was based on the number of foreign visitors arriving at each state's borders, as published by the UNWTO.

This methodology was applied to all OSCE participating States, with the exception of those located in the Schengen Area. As a consequence of the removal of land-border checks within the

Schengen Area, many Schengen Area states do not record the arrival of foreigners at their international borders. The Update presents information for all those participating States where official and updated UNWTO statistics were available: in 13 cases, such updated information was not available and it was not possible to include graphics for those participating States above.

The order in which information on the number of foreign visitors to each OSCE participating State is presented reflects the geographical location of each state. The update does not provide information for OSCE participating States in the instances where up-to-date information was not available in the UNWTO official statistics.

---

## Baseline Study on Cross-Border Mobility in the OSCE Region

For more information, see the Baseline Study on Cross-Border Mobility in the OSCE Region, which aims to highlight the commitments on freedom of movement and human contacts made by OSCE participating States, as well as to provide baseline information to assist them in the implementation of these commitments. As such, this study presents the situation of cross-border mobility in the form of baseline data and is intended to raise awareness among OSCE participating States of the current situation in relation to freedom of movement and human contacts in the OSCE region.”



---

The OSCE/ODIHR gratefully acknowledges the kind permission of the World Tourism Organization (UNWTO) for the use of UNWTO statistics in this Update.

Sources:

World Tourism Organization (2017), "Arrival of non-resident tourists" from "Yearbook of Tourism Statistics 2017 edition", electronic data of various countries, UNWTO, Madrid

© UNWTO, 92844/37/17

### OSCE Office for Democratic Institutions and Human Rights

ul. Miodowa 10  
00-251 Warsaw  
Poland  
Tel.: +48 22 520 0600  
Fax: +48 22 520 0605  
E-mail: [tndinfo@odihr.pl](mailto:tndinfo@odihr.pl)

