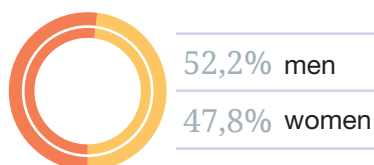


Discrimination in Bosnia and Herzegovina: Public Perceptions, Attitudes, and Experiences

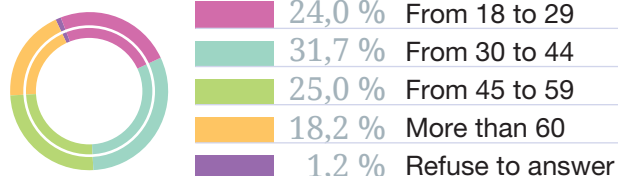
The OSCE Mission to Bosnia and Herzegovina (the Mission) performed a survey from 12 August to 13 September 2019 measuring the perceptions, attitudes and personal experience of 1001 residents of Bosnia and Herzegovina (BiH). The survey was performed using the face-to-face method, involved a low margin of error (+/- 3.1 per cent), and ensured geographic coverage of the whole country.

DEMOGRAPHICS OF RESPONDENTS

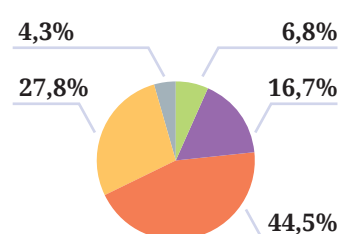
GENDER



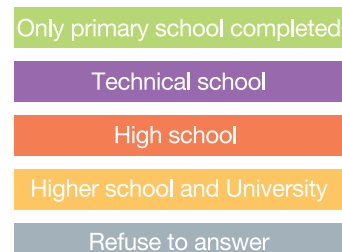
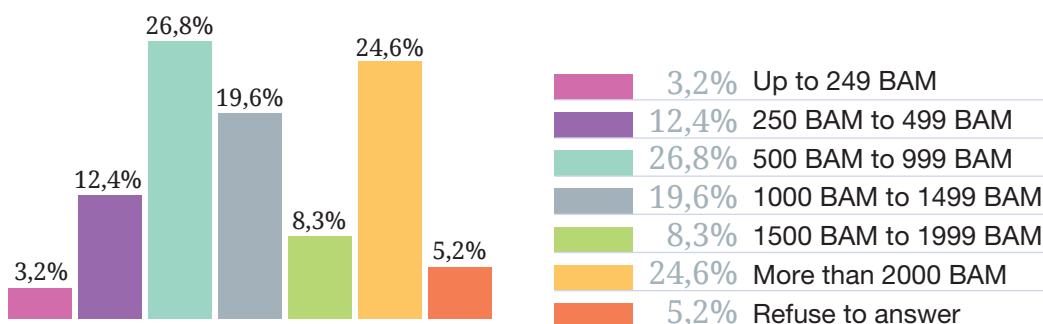
AGE



EDUCATION



TOTAL MONTHLY INCOME OF FAMILY



EXPERIENCES IN NUMBERS

When asked if they had witnessed discrimination in the previous 12 months

28,8%

said they had on the grounds of political affiliation or belief

26,9%

on the grounds of disability

25,3%

on the grounds of gender

25%

on the grounds of ethnicity

26%

of respondents said they had been physically attacked, harassed, or endangered because of their ethnic belonging or other protected characteristic

30%

of respondents said they had been exposed to unfair and unequal treatment in the previous 12 months

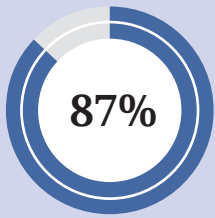
43%

took further steps to protect their rights

Of those who took action:

35% said they had a positive outcome

33% said nothing happened in the end

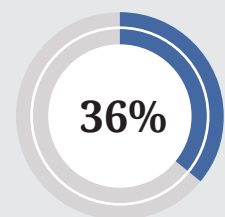


87% OF RESPONDENTS SEE DISCRIMINATION AS A WIDESPREAD PROBLEM IN BIH.

AWARENESS

The BiH Parliamentary Assembly adopted the Law on the Prohibition of Discrimination (LPD) in 2009 and amended it in 2016. The LPD aims to strengthen BiH mechanisms designed to fight discrimination, particularly against persons of vulnerable social categories.

THE LPD PROHIBITS ALL FORMS OF DISCRIMINATION ON THE GROUNDS OF:



ONLY 36% OF RESPONDENTS WERE AWARE OF THE LPD

When asked which institution was central in preventing and combatting discrimination:

17,4% cited courts

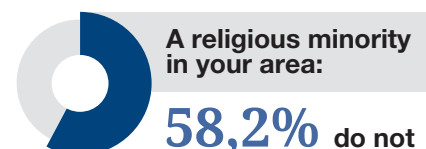
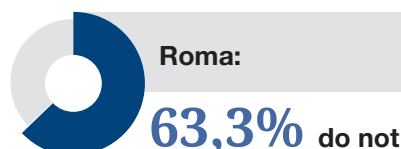
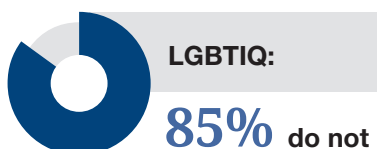
9,3% cited the Ombudsman Institution

11,2% cited the MHRR

SOCIAL DISTANCE

Social distance is the perceived or desired degree of remoteness between a member of one social group and the members of another. Social distance often mirrors trends in behaviour of engaging with people who have certain characteristics.

DO YOU HAVE A FRIEND, COLLEAGUE OR ACQUAINTANCE WHO IS..?



GENDER BASED DISCRIMINATION



Discrimination against women is widespread



Women and men are not equal by nature therefore they cannot have the same social role



Women are better adjusted to take care of the family than to work outside of home



Men are better political leaders than women



A hotel owner is entitled to seek a pretty girl to work at their reception desk

PERCEPTIONS AND ATTITUDES

People who refuse to declare their ethnicity should not be candidates in any elections.



73,5% disagree

Most homeless people do not want to work and are responsible for their situation.



28,1% agree

If I had an apartment or a house, I would not be happy to rent it to people of another ethnicity.



18,7% agree

I would not like to have a colleague with a serious disability because it would mean that I had to do part of their job.



91,5% disagree

I am trying to avoid contact with people who have much lower education than me.



95,2% disagree

Children in BiH should attend mono-ethnic schools.



77,6% disagree

Children with disabilities should not be mixed with other children.



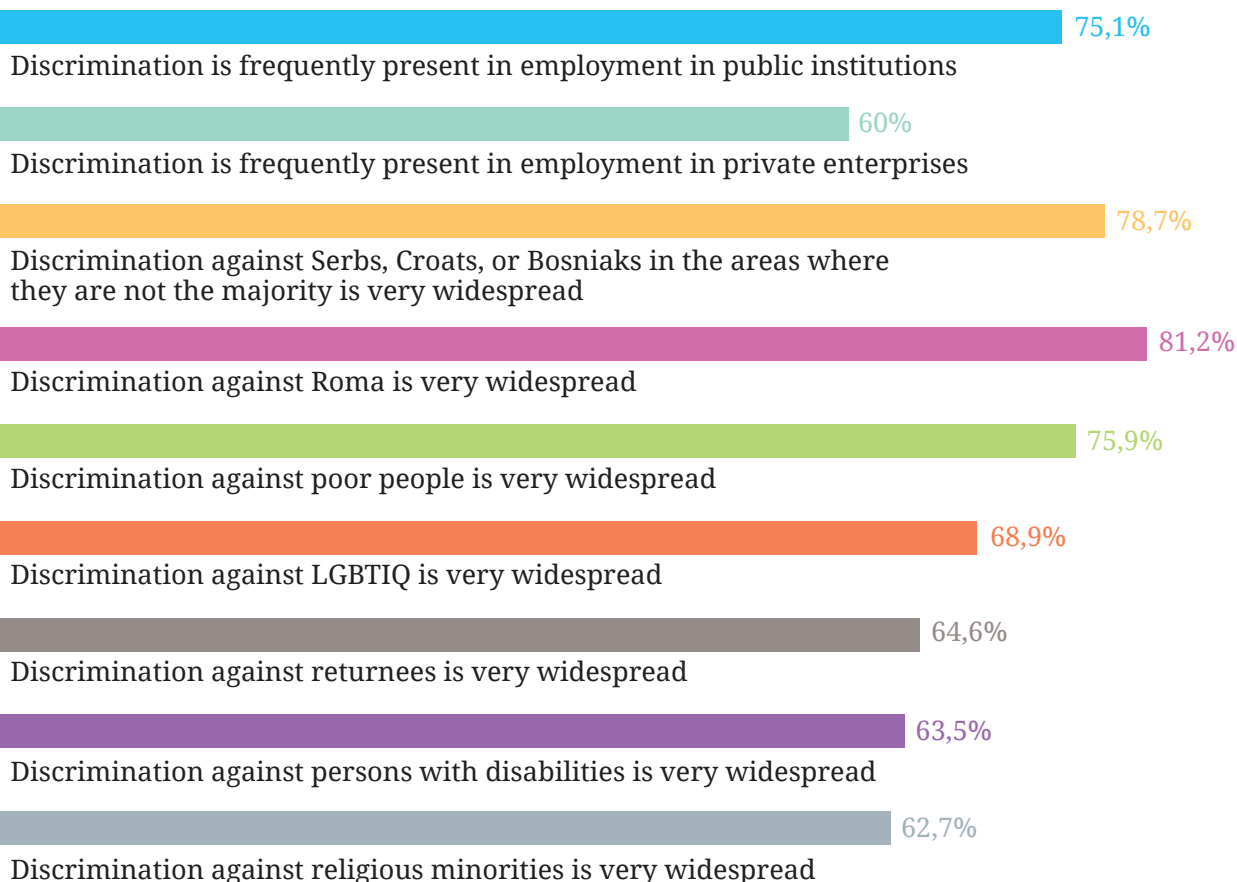
87,8% disagree

The older generation are much less capable than the younger one.



28% agree

PERCEPTIONS AND ATTITUDES



more than **50%** of respondents believe Roma **live on social welfare and do not want to work**

37,6% of respondents agreed they had nothing against Roma, but they were more likely to be **thieves**

28,1% of respondents believe most **homeless people** do not want to work and are responsible for their situation

78,1% of respondents do not want **migrants** to settle in BiH

59,9% of respondents do not approve of homosexuality and believe it is an **illness** that should be cured

38,1% of respondents agree they would support an employer who does not want to hire a **homosexual**

21,5% of respondents believe it would not be a good idea to employ **returnees**

50,5% of respondents agreed if they had their own business they wouldn't want to hire **Roma**

41,2% of respondents agreed one should be **careful with members of other nationalities** even when they act friendly

42% of respondents agree one should **avoid marrying members of other nationalities/ethnic groups**

24,4% of respondents agree the state is allocating **too much money on returnees**

21,5% of respondents do not think it would be a good idea to **employ returnees**

26,8% of respondents believe it would be **awkward to work with a colleague who is a person with mental disability**

36,4% of respondents believe **small religious groups are "stealing" people's souls**

39,5% of respondents believe a **normal person only respects traditional BiH religions** (Orthodox, Catholic, Islamic)