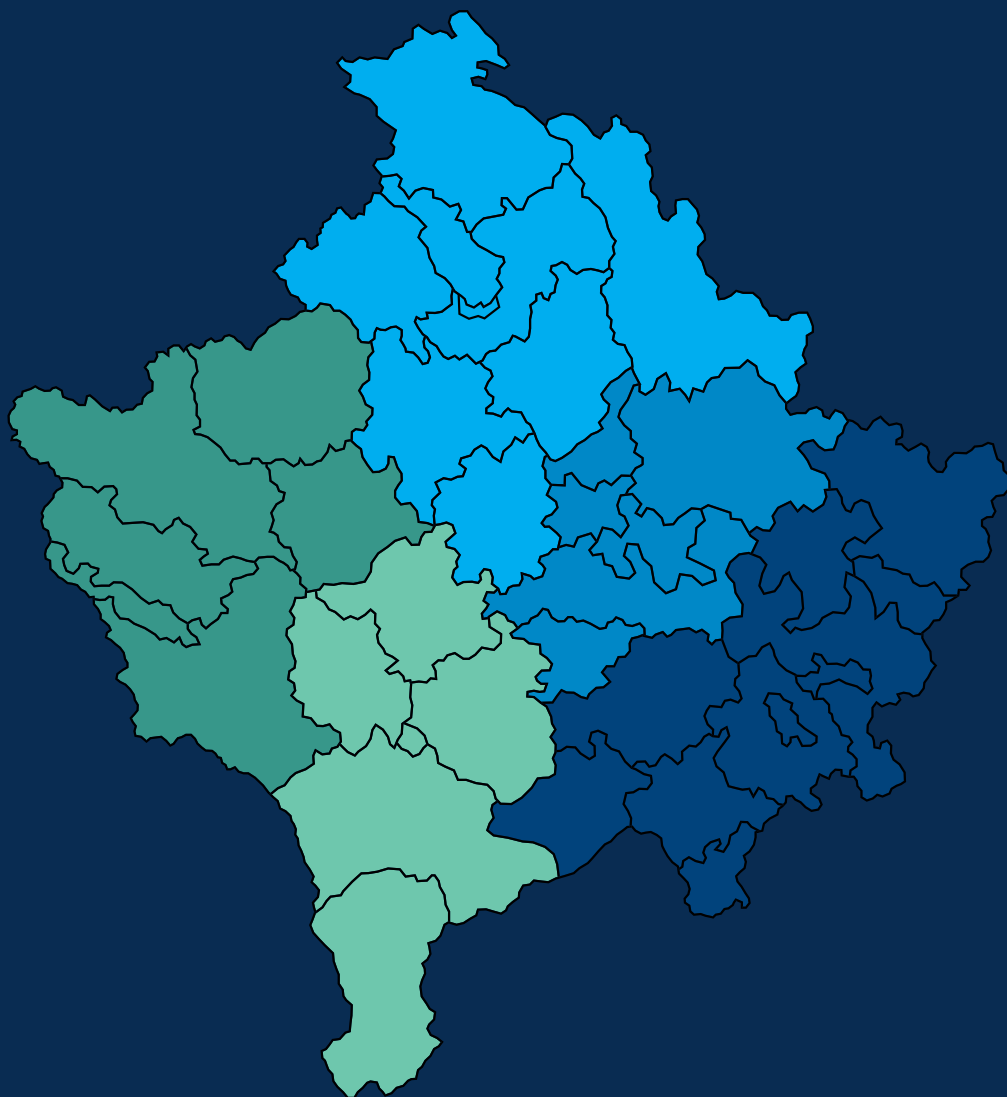


# MUNICIPAL PROFILES 2018



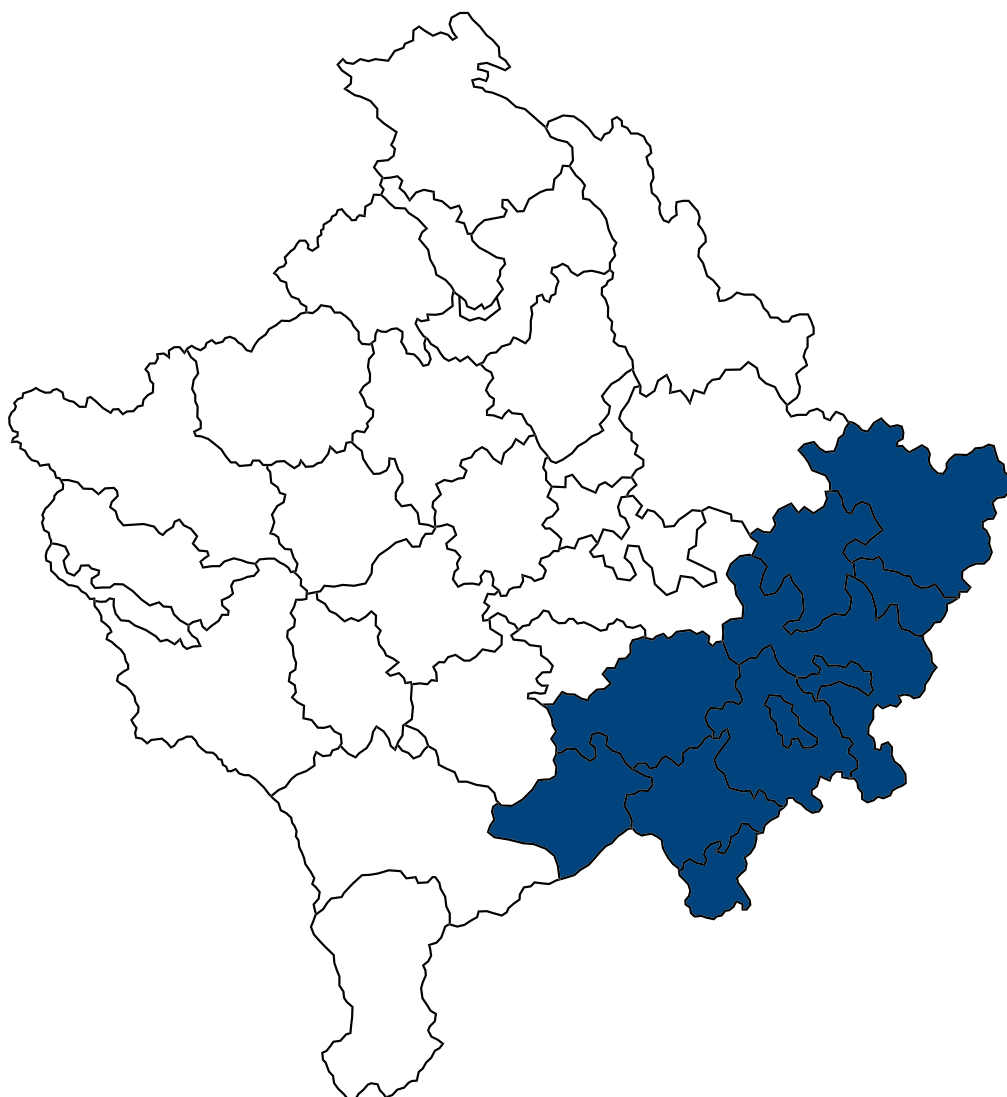
This publication is a compilation of data gathered by the OSCE Mission in Kosovo from different sources for use by the Mission and other interested parties as brief information sheets. The data reflect the situation at the time of publishing (October 2018). The OSCE Mission will make every effort to keep the profiles updated as changes on the ground occur.

# CONTENT

<b>GJILAN/GNJILANE REGION</b>	2
FERIZAJ/UROŠEVAC	3
GJILAN/GNJILANE	6
HANI I ELEZIT/ELEZ HAN	9
KAÇANIK/KAČANIK	11
KAMENICË/KAMENICA	13
KLOKOT/KLLOKOT	16
NOVO BRDO/NOVOBËRDË	19
PARTEŠ/PARTESH	22
RANILUG/RANILLUG	24
ŠTRPCE/SHTËRPÇË	26
VITI/VITINA	29
<b>MITROVICË/MITROVICA REGION</b>	32
GLLOGOC/GLOGOVAC	33
LEPOSAVIĆ/LEPOSAVIQ	35
MITROVICA/MITROVICË NORTH	38
MITROVICË/MITROVICA SOUTH	41
PODUJEVË/PODUJEVO	44
SKENDERAJ/SRBICA	47
VUSHTRRI/VUÇITRN	50
ZUBIN POTOK	53
ZVEÇAN/ZVEÇAN	56
<b>PEJË/PEĆ REGION</b>	59
DEÇAN/DEÇANE	60
GJAKOVË/ ĐAKOVICA	62
ISTOG/ISTOK	65
JUNIK	68
KLINË/KLINA	70
PEJË/PEĆ	73
<b>PRISHTINË/PRIŠTINA REGION</b>	76
FUSHË KOSOVË/KOSOVO POLJE	77
GRAÇANICA/GRAÇANICË	80
LIPJAN/LIPLJAN	83
OBILIQ/OBILIĆ	86
PRISHTINË/PRIŠTINA	89
SHTIME/ŠTIMLJE	92
<b>PRIZREN REGION</b>	94
DRAGASH/DRAGAŠ	95
MALISHEVË/MALIŠEVO	97
MAMUŠA/MAMUSHË/MAMUŠA	99
PRIZREN	101
RAHOVEC/ORAHOVAC	104
SUHAREKË/SUVA REKA	107

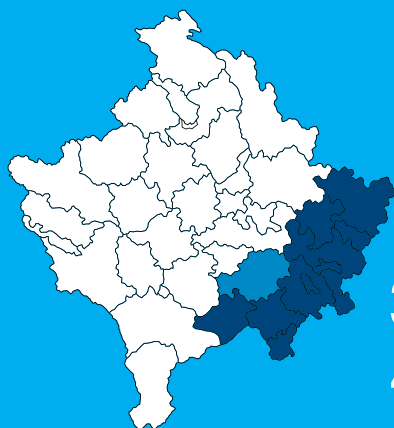
# MUNICIPAL PROFILES 2018

## GJILAN/GNJILANE REGION





# FERIZAJ/UROŠEVAC



345 km<sup>2</sup> area

44 villages

108,610 population

The OSCE regional centre Gjilan/Gnjilane covers 11 municipalities, including Ferizaj/Uroševac, and has teams working in all of them.

## AREA AND POPULATION



The municipality of Ferizaj/Uroševac is located in south-eastern Kosovo. It covers an area of approximately 345 km<sup>2</sup> and includes Ferizaj/Uroševac town and 44 villages. According to the 2011 Kosovo Population and Housing Census, the total population is 108,610.

## Ethnic composition

1. Kosovo Albanians	104,152
2. Kosovo Ashkali	3,629
3. Kosovo Roma	204
4. Kosovo Bosniaks	83
5. Kosovo Turks	55
6. Kosovo Gorani	64
7. Kosovo Serbs	32
8. Kosovo Egyptians	24
9. Other	102
10. Not specified	265

(source: Kosovo Agency of Statistics)

According to the census conducted in 1981, there were 90,521 Kosovo Albanians, 18,285 Kosovo Serbs and 353 Kosovo Montenegrins in the municipality; according to the census conducted in 1991\*, there were 100,144 Kosovo Albanians, 8,314 Kosovo Serbs and 313 Kosovo Montenegrins in the municipality.

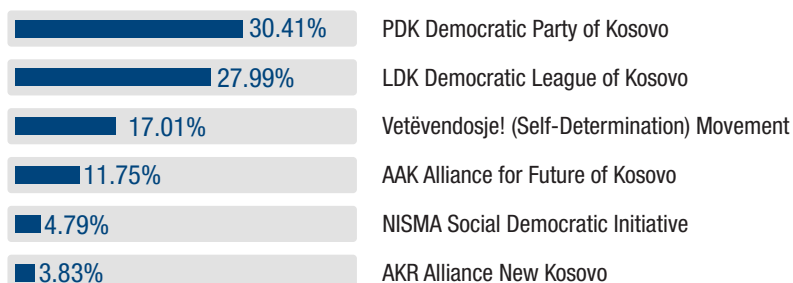
According to the UNHCR statistics, 830 displaced persons have returned to the municipality since 1999, of them 325 Kosovo Serbs, 69 Kosovo Roma, 434 Kosovo Ashkali and Kosovo Egyptians and two (2) Kosovo Albanians.

\*The 1991 census is not accepted by Kosovo Albanians as legitimate.

## GOVERNING STRUCTURES AND POLITICAL OVERVIEW

The total number of voters in Ferizaj/Uroševac municipality registered for the municipal elections held in 2017 (1<sup>st</sup> round in October and 2<sup>nd</sup> round in November) was 108,561<sup>1</sup>, including out-of-Kosovo voters. The voter turnout in 1<sup>st</sup> round was 47.92% or 52,022 voters and in 2<sup>nd</sup> round it was 40.72% or 44,201 voters (source: Central Election Commission).

The 2017 municipal assembly election results were as follows:



The current seat distribution is as follows:

13 seats
12 seats
7 seats
5 seats
2 seats
2 seats

1. The overall population figure presented above is taken from the 2011 census (or authoritative estimates where the census figure is not available), whereas the voters list is a reflection of all people with a civil registration entry in the municipality. In some cases, the voters list figure is higher than or similar to the overall population number due to insufficient updating of the civil registry or a significant proportion of people registered in the municipality but actually living elsewhere or abroad.

# FERIZAJ/UROŠEVAC

## LEGISLATIVE



The municipal assembly has 41 seats distributed among six (6) political entities, all 41 members are Kosovo Albanian; 14 are women. The Municipal Assembly Chairperson is Kristina Gashi Bytyqi (PDK).

## EXECUTIVE



### Structure of municipal executive and the executive's political affiliations.

The municipality is headed by Mayor Agim Aliu (PDK), serving his second inconsecutive term with 56.18% of votes in the second round of the 2017 municipal elections\*. In the previous term, the mayor was Muharrem Sfarqa (LDK), who was elected in the second round of the 2013 municipal elections with 50.85% of the votes. Deputy Mayor is Naim Ferati (AAK).

There are 11 municipal departments. Three (3) departments are run by women directors: budget and finance (PDK); general administration (AAK); and culture, youth and sport (AAK), eight (8) departments are run by men: urbanism (PDK); property, geodesy and cadastre (PDK); education (PDK); economic development and tourism (AKR); health and social welfare (NISMA); agriculture (PDK); public services (AAK); and infrastructure (PDK). In the previous mandate (2013-2017), two (2) directors were women (source: municipal website).

\*Mayor Aliu served his first term from 2012-2013, after the extraordinary mayoral elections (first round on 29 April 2012 and second round on 27 May 2012), following resignation of mayor Bajrush Xhemajli (PDK).

## JUDICIARY



Ferizaj/Uroševac Basic Court has 30 judges, 29 are Kosovo Albanian, one (1) is a Kosovo Gorani; seven (7) are women. It has branches in Kačanik/Kaçanik and Štrpce/Shtërpçë and also covers Hani i Elezit/Elez Han and Shtime/Štimlje municipalities (source: Ferizaj/Uroševac Basic Court).

The Ferizaj/Uroševac Basic Prosecutor's Office has 19 prosecutors, 18 are Kosovo Albanian and one (1) is Kosovo Serb; four (4) are women. In addition to Ferizaj/Uroševac, the Prosecutor's Office also covers Hani i Elezit/Elez Han, Kačanik/Kaçanik, Shtime/Štimlje and Štrpce/Shtërpçë municipalities (source: Ferizaj/Uroševac Basic Prosecutor's Office).

## SECURITY PRESENCE



The Kosovo Police station in Ferizaj/Uroševac municipality has 152 police officers, 143 are Kosovo Albanian, six (6) are Kosovo Serb and three (3) are Kosovo Ashkali; 26 are women.

The Regional Kosovo Police station is also situated in Ferizaj/Uroševac covering Kačanik/Kaçanik, Štrpce/Shtërpçë, Hani i Elezit/Elez Han and Shtime/Štimlje municipalities. It employs 449 police officers, 384 are Kosovo Albanian, 58 are Kosovo Serb and seven (7) are Kosovo Ashkali; 55 are women.

As for the international military presence, United States KFOR covers the area (source: Kosovo Police).

## ECONOMY



The economy of Ferizaj/Uroševac municipality is predominantly based on agriculture, construction and supply companies, and small businesses. There are approximately 12,000 registered private businesses in the municipality. There is no reliable data on the number of people employed in the private sector (source: municipal directorate of economic development and tourism).

## PUBLIC SERVICES

### Infrastructure



The overall status of infrastructure in the municipality is assessed as good. Most of the main roads that connect villages with the urban centre are asphalted. Ferizaj/Uroševac city and 36 out of the 43 villages are connected to water supply system and 38 to the sewage system (source: directorate for infrastructure).

### Health



The primary health care system currently includes one (1) main municipal family health centre, four (4) health centres and 14 clinics. The health sector has 308 employees, 302 are Kosovo Albanian, two (2) are Kosovo Turk, two (2) are Kosovo Roma and two (2) are Kosovo Bosniak; 200 women and 108 men.

All communities have access to health care and all health facilities (source: municipal directorate of health and social welfare).

### Education



There are 39 primary schools with 18,707 pupils and 1,076 teachers, eight (8) secondary schools with 6,127 students and 429 teachers and two (2) kindergartens with 406 children and 81 teachers (source: municipal directorate of education).

# FERIZAJ/UROŠEVAC

## RELIGIOUS AND CULTURAL SITES



Ferizaj/Uroševac has 50 mosques, six (6) of which are in the city. None of the mosques were destroyed or damaged during the 1999 conflict, and 15 new mosques were built after 2000. There are 15 Serbian Orthodox churches, nine (9) of which were damaged after the 1999 conflict; of these nine (9), four (4) were severely damaged during March 2004 riots and underwent emergency protective intervention in 2005. Six (6) remain in use. Two (2) of the Serbian Orthodox religious sites destroyed after 1999 are monasteries, and continue to remain in ruins, one (1) of these is the Special Protective Zone of the Monastery of St. Uroš. There is one (1) Catholic church in the city centre of Ferizaj/Uroševac (source: local religious representatives and RIC mission report).

A total of 47 cultural heritage sites (21 archaeological and 26 architectural) in Ferizaj/Uroševac municipality are included in the Ministry of Culture Youth and Sport list of sites under permanent/temporary protection.

## KEY FACTS

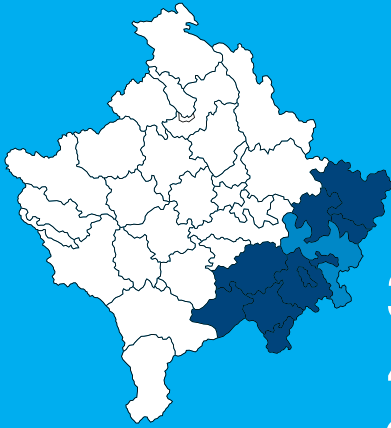


In Ferizaj/Uroševac there are:

- 41 seats in the municipal assembly distributed among 6 political entities
- 152 police officers in police stations and 449 in the regional command
- 30 judges and 19 prosecutors
- 1,586 teachers in 39 primary and 8 secondary schools and 2 kindergartens

# GJILAN/GNJILANE

The OSCE regional centre Gjilan/Gnjilane covers 11 municipalities, including Gjilan/Gnjilane where the centre is located, and has teams working in all of them.



385 km<sup>2</sup><sub>area</sub>  
 42<sub>villages</sub>  
 90,178<sub>population</sub>

## AREA AND POPULATION



The municipality of Gjilan/Gnjilane is located in south-eastern Kosovo, covering an area of approximately 385 km<sup>2</sup>. It includes the city of Gjilan/Gnjilane and 42 villages. According to the 2011 Kosovo Population and Housing Census, the total population is 90,178.

## Ethnic composition

1. Kosovo Albanians	87,814
2. Kosovo Turks	978
3. Kosovo Serbs	624
4. Kosovo Roma	361
5. Kosovo Bosnian	121
6. Kosovo Gorani	69
7. Kosovo Ashkali	15
8. Kosovo Egyptian	1
9. Other	95
10. Not specified	100

(source: Kosovo Agency of Statistics)

According to the census conducted in 1981, there were 59,764 Kosovo Albanians, 19,212 Kosovo Serbs and 174 Kosovo Montenegrins in the municipality; according to the census conducted in 1991\*, there were 79,357 Kosovo Albanians, 19,370 Kosovo Serbs and 155 Kosovo Montenegrins in the municipality.

According to the UNHCR statistics, 1,308 displaced persons have returned to the municipality since 1999, of them 697 Kosovo Serbs, 604 Kosovo Roma, five (5) Kosovo Ashkali and Kosovo Egyptians and two (2) Kosovo Gorani.

\*The 1991 census is not accepted by Kosovo Albanians as legitimate.

## GOVERNING STRUCTURES AND POLITICAL OVERVIEW

The total number of voters in Gjilan/Gnjilane municipality registered for the municipal elections held in 2017 (1<sup>st</sup> round in October and 2<sup>nd</sup> round in November) was 100,399<sup>1</sup>, including out-of-Kosovo voters. The voter turnout in 1<sup>st</sup> round was 46.81% or 46,999 voters and in 2<sup>nd</sup> round it was 33.81% or 33,940 voters (source: Central Election Commission).

The 2017 municipal assembly election results were as follows:

34.35%	LDK Democratic League of Kosovo
20.08%	Vetëvendosje! (Self-Determination) Movement
17.15%	PKD Democratic Party of Kosovo
11.51%	AAK Alliance for Future of Kosovo
4.62%	NISMA Social Democratic Initiative
4.57%	AKR Alliance New Kosovo
1.93%	KDTP Kosovo Turkish Democratic Party
1.75%	VATRA CIVIC Movement VATRA
1.54%	SL Serbian List
	PSD Social Democratic Party

The current seat distribution is as follows:

11 seats
6* seats
6 seats
4 seats
2 seats
2 seats
1 seat
1 seat
1 seat
1** seat

1. The overall population figure presented above is taken from the 2011 census (or authoritative estimates where the census figure is not available), whereas the voters list is a reflection of all people with a civil registration entry in the municipality. In some cases, the voters list figure is higher than or similar to the overall population number due to insufficient updating of the civil registry or a significant proportion of people registered in the municipality but actually living elsewhere or abroad.

\* Following the elections, one (1) Vetëvendosje! member resigned from the party and joined the Social Democratic Party (PSD).

\*\* In May 2018, members who previously resigned from Vetëvendosje! joined the Social Democratic Party (PSD) and assumed its leadership. This occurred after the 2017 municipal elections and for that reason PSD is not reflected in the election results chart, but only in the municipal assembly seat distribution category above.

# GJILAN/GNJILANE

## LEGISLATIVE



The municipal assembly has 35 seats distributed among ten (10) political entities, 33 members are Kosovo Albanian, one (1) is Kosovo Serb and one (1) is Kosovo Turk; 13 are women. The Municipal Assembly Chairperson is Shpresa Kurteshi-Emini (LDK).

## EXECUTIVE



### Structure of municipal executive and the executive's political affiliations.

The municipality is headed by Mayor Lutfi Haziri (LDK), re-elected for his fourth term as mayor with 63.81% of votes in the second round of the 2017 municipal elections. In the 2013 municipal elections, Mayor Haziri won with 59.99% of votes in the second round. Deputy Mayor is Arbër Ismajli (LDK).

There are 12 municipal departments. Two (2) departments are run by women directors: economic development (independent candidate with civil society background) and culture, youth and sports (LDK), ten (10) departments are run by men directors: cadastre, geodesy and property (LDK); agriculture and forestry (LDK); inspection (LDK); budget and finance (LDK); public utilities (LDK); administration (LDK); education (AAK); health and social welfare (AAK); protection and rescue (AKR); and urbanism (independent candidate with civil society background). In the previous mandate (2013-2017), three (3) directors were women (source: Mayor).

## JUDICIARY



Gjilan/Gnjilane Basic Court has 38 judges in total, 32 are Kosovo Albanian and six (6) are Kosovo Serb; nine (9) are women and 29 are men. It has branches in Kamenicë/Kamenica, Novo Brdo/Novobërdë and Viti/Vitina and also covers Klokot/Kllokot, Parteš/Partesh and Ranilug/Ranillug municipalities (source: Gjilan/Gnjilane Basic Court).

The Gjilan/Gnjilane Basic Prosecution Office has 17 prosecutors, 16 are Kosovo Albanian and one (1) is a Kosovo Serb; ten (10) men and seven (7) women. In addition to Gjilan/Gnjilane, the Office also covers Kamenicë/Kamenica, Klokot/Kllokot, Novo Brdo/Novobërdë, Parteš/Partesh, Ranilug/Ranillug and Viti/Vitina municipalities (source: Gjilan/Gnjilane Basic Prosecution Office).

## SECURITY PRESENCE



The Kosovo Police station in Gjilan/Gnjilane municipality has 152 police officers, 125 are Kosovo Albanian, 22 Kosovo Serb, four (4) Kosovo Turk and one (1) Kosovo Montenegrin; 40 are women.

The Kosovo Police regional directorate, regional traffic unit and specialized regional units are located in Gjilan/Gnjilane city and employ 133 officers, 121 are Kosovo Albanian, seven (7) Kosovo Serb, three (3) Kosovo Turk and two (2) Kosovo Bosniak; 29 are women.

As for the international military presence, the United States KFOR covers the area (source: Kosovo Police).

## ECONOMY



The economy of Gjilan/Gnjilane municipality is predominantly based on small businesses. There are approximately 4,100 registered active private businesses operating in the municipality employing over 6,700 people (source: municipal directorate of economy and development).

## PUBLIC SERVICES

### Infrastructure



The overall status of infrastructure in the municipality is assessed as good. All the main roads connecting villages with the urban centre are asphalted. Gjilan/Gnjilane city and 14 out of 42 villages are connected to water supply system, while Gjilan/Gnjilane city and 20 villages are connected to sewage system. Power supply is no longer a problem (source: municipal directorate of public services).

### Health



The primary health care system includes one (1) main municipal family health centre, 13 municipal family health centres, ten (10) health houses, and one (1) mobile health house. The municipal health sector has 282 employees, 262 Kosovo Albanian, eight (8) Kosovo Serb, ten (10) Kosovo Turk, one (1) Kosovo Roma and one (1) other (source: municipal directorate of health and social welfare).

There are three (3) Serbia-run healthcare facilities in the municipality, one (1) main health building in the Kosovo Serb village of Šilovo/Shillovë, one (1) in Gjilan/Gnjilane town (in Serbian Orthodox Church compound) and one (1) in the mixed Kosovo Albanian and Kosovo Serb inhabited village of Ponesh/Poneš.

In addition, Gjilan/Gnjilane also has a regional hospital located in the city that employs 549 staff, 541 Kosovo Albanian, four (4) Kosovo Turk, two (2) Kosovo Serb, one (1) Kosovo Bosniak and one (1) other.

All communities have access to health care and facilities. However, many Kosovo Serbs travel to Gračanica/Graçanicë municipality, Mitrovica/Mitrovicë North municipality, or outside of Kosovo for secondary health care services (source: personnel office of Gjilan/Gnjilane regional hospital).

# GJILAN/GNJILANE

## Education



There are 29 primary schools, 25 following Kosovo curriculum, four (4) following Serbian curriculum, with 12,370 pupils (12,023 Kosovo Albanians, 236 Kosovo Serbs, 75 Kosovo Roma and 36 Kosovo Turks) and 1,014 teachers (949 Kosovo Albanians, 40 Kosovo Serbs, four (4) Kosovo Roma and 21 Kosovo Turks). There are nine (9) secondary schools, seven (7) following Kosovo curriculum, two (2) following Serbian curriculum, with 5,650 students (5,449 Kosovo Albanians, 185 Kosovo Serbs and 16 Kosovo Turks), and 409 teachers (390 Kosovo Albanians, 16 Kosovo Serbs and three (3) Kosovo Turks). There are four (4) kindergartens, three (3) with primarily Kosovo Albanians in town and one (1) with primarily Kosovo Serbs in Šilovo/Shillovë village financed by the Kosovo government, with 350 pupils (310 Kosovo Albanians and 40 Kosovo Serb), and 37 teachers (35 Kosovo Albanians and two (2) Kosovo Serbs).

A public university “Kadri Zeka” is also based in Gjilan/Gnjilane municipality (source: municipal directorate of education).

## RELIGIOUS AND CULTURAL SITES



There are 41 mosques in Gjilan/Gnjilane municipality, of them one (1) is not in use. There are eight (8) Orthodox churches, two (2) were destroyed following the 1999 conflict and are not in use, one (1) was damaged after the 1999 conflict but was immediately reconstructed and has since been in use. The remaining five (5) churches were not damaged and are in use (source: representatives of religious communities).

A total of 64 cultural heritage sites (27 archaeological and 37 architectural) in Gjilan/Gnjilane municipality are included in the Ministry of Culture Youth and Sport list of sites under permanent/temporary protection.

## KEY FACTS

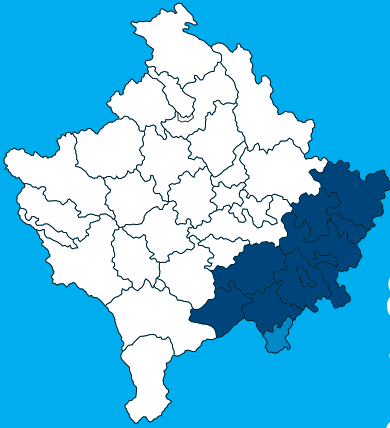


In Gjilan/Gnjilane there are:

- 35 seats in the municipal assembly distributed among 10 political entities
- 152 police officers in the stations and 133 in the regional command
- 38 judges and 17 prosecutors
- 1,460 teachers in 29 primary and 9 secondary schools and 4 kindergartens
- 1 public university



# HANI I ELEZIT/ELEZ HAN



83 km<sup>2</sup> area

10 villages

9,403 population

The OSCE regional centre Gjilan/Gnjilane covers 11 municipalities, including Hani i Elezit/Elez Han, and has teams working in all of them.

## AREA AND POPULATION



The municipality of Hani i Elezit/Elez Han is located in south-eastern Kosovo covering an area of approximately 83 km<sup>2</sup>. It includes Hani i Elezit/Elez Han town and ten (10) villages. According to the 2011 Kosovo Population and Housing Census, the total population is 9,403.

## Ethnic composition

1. Kosovo Albanians	9,357
2. Kosovo Bosniaks	42
3. Other	2
4. Not specified	2

(source: Kosovo Agency of Statistics)

Hani i Elezit/Elez Han was not a separate municipality in 1981 and 1991 and therefore data from the censuses conducted in these years are not available.

According to the UNHCR statistics, there are no registered returns in the municipality.

## GOVERNING STRUCTURES AND POLITICAL OVERVIEW

The total number of voters in Hani i Elezit/Elez Han municipality registered for the municipal elections held in October 2017 was 8,995<sup>1</sup>, including out-of-Kosovo voters. The voter turnout was 56.30% or 5,064 voters (source: Central Election Commission).

The 2017 municipal assembly election results were as follows:

27.68%	LDK Democratic League of Kosovo
25.57%	AAK Alliance for Future of Kosovo
23.60%	PDK Democratic Party of Kosovo
19.34%	Vetëvendosje! (Self-Determination) Movement
3.81%	NISMA Social Democratic Initiative

The current seat distribution is as follows:

4 seats
4 seats
3 seats
3 seats
1 seat

1. The overall population figure presented above is taken from the 2011 census (or authoritative estimates where the census figure is not available), whereas the voters list is a reflection of all people with a civil registration entry in the municipality. In some cases, the voters list figure is higher than or similar to the overall population number due to insufficient updating of the civil registry or a significant proportion of people registered in the municipality but actually living elsewhere or abroad.

# HANI I ELEZIT/ELEZ HAN

## LEGISLATIVE



The municipal assembly has 15 seats distributed among five (5) political entities, all members are Kosovo Albanian; seven (7) are women. The Municipal Assembly Chairperson is Qamush Brava (AAK).

## EXECUTIVE



### Structure of municipal executive and the executive's political affiliations.

The municipality is headed by Mayor Rufki Suma (independent candidate), re-elected for his third term as mayor with 57.40% of votes in the first round of the 2017 municipal elections. In the 2013 elections, Mayor Suma won with 54.74% of votes in the first round. Deputy Mayor is Mallzum Qajani (not affiliated).

There are eight (8) municipal departments. Two (2) departments are run by women directors: economic development (Vetëvendosje!) and health and social welfare (Vetëvendosje!), six (6) departments are run by men directors: budget and finance (not affiliated); general administration and personnel (not affiliated); education and culture (AAK); public services and emergencies (LDK); urbanism, cadastre and environment protection (LDK); and agriculture, forestry and rural development (AAK). In the previous mandate (2013-2017), one (1) director was a woman (source: municipal information office).

## JUDICIARY



There are no courts in Hani i Elezit/Elez Han. The Ferizaj/Uroševac Basic Court and Prosecutor's Office cover the municipality (source: Ferizaj/Uroševac basic court).

## SECURITY PRESENCE



Kosovo Police station in Kaçanik/Kaçanik has a sub-station in Hani i Elezit/Elez Han with 18 police officers, all are Kosovo Albanian; 17 men and one (1) woman.

As for the international military presence, the United States KFOR covers the municipality (source: Kosovo Police).

## ECONOMY



The economy of Hani i Elezit/Elez Han predominantly relies on the production of cement, plastic and agricultural products, as well as small trade businesses. There are approximately 250 registered private businesses employing around 1,400 people (source: municipal directorate of budget and finance).

## PUBLIC SERVICES

### Infrastructure



The overall condition of the infrastructure in the municipality is assessed as good. Most of the main roads connecting villages with the urban centre are asphalted. The town of Hani i Elezit/Elez Han and three (3) out of ten (10) villages are connected to water supply and sewage systems (source: municipal development plan).

### Health



The primary health care system includes one (1) municipal family health centre in town and one (1) field clinic in Gorancë/Gorance village. The health sector has 32 employees, including doctors, nurses and support staff; 19 women and 13 men.

All communities have access to health care and all health facilities (source: municipal directorate of health and social welfare).

### Education



There are eight (8) primary schools with 1,413 pupils and 77 teachers, one (1) secondary school with 343 students and 19 teachers and five (5) preschool classes with 149 children and five (5) teachers (source: municipal directorate of education and culture).

## RELIGIOUS AND CULTURAL SITES



Hani i Elezit/Elez Han has nine (9) mosques, none of which were destroyed during or after the 1999 conflict. There is one (1) Serbian Orthodox church, which has not been in use since the 1960s.

A total of 11 cultural heritage sites (two (2) archaeological and nine (9) architectural) in Hani i Elezit/Elez Han municipality are included in the Ministry of Culture Youth and Sport list of sites under permanent/temporary protection.

## KEY FACTS

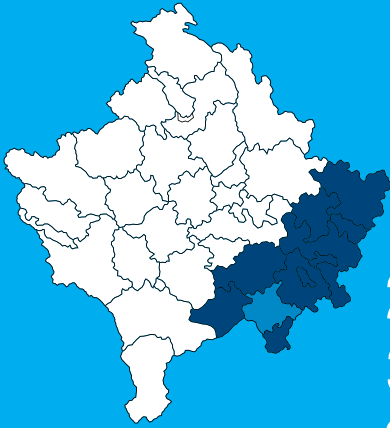


In Hani i Elezit/Elez Han there are:

- 15 seats in the municipal assembly distributed among 5 political entities
- 18 police officers
- No courts physically present in the municipality
- 101 teachers in 8 primary and 1 secondary school and 5 preschool classes



# KAÇANIK/KAČANIK



210 km<sup>2</sup> area  
 31 villages  
 33,409 population

The OSCE regional centre Gjilan/Gnjilane covers 11 municipalities, including Kaçanik/Kaçanik, and has teams working in all of them.

## AREA AND POPULATION



The municipality of Kaçanik/Kaçanik is located in south-eastern Kosovo, covering an area of approximately 210 km<sup>2</sup>. It includes Kaçanik/Kaçanik town and 31 villages. According to the 2011 Kosovo Population and Housing Census, the total population is 33,409.

## Ethnic composition

1. Kosovo Albanians	33,362
2. Kosovo Bosniaks	20
3. Kosovo Roma	5
4. Kosovo Turks	2
5. Kosovo Ashkali	1
6. Kosovo Serbs	1
7. Other	7
8. Not specified	11

(source: Kosovo Agency of Statistics)

According to the census conducted in 1981, there were 30,406 Kosovo Albanians, 284 Kosovo Serbs and 27 Kosovo Montenegrins in the municipality; according to the census conducted in 1991\*, there were 37,368 Kosovo Albanians, 223 Kosovo Serbs and 20 Kosovo Montenegrins in the municipality.

According to the UNHCR statistics, there are no registered returns in the municipality.

\*The 1991 census is not accepted by Kosovo Albanians as legitimate.

## GOVERNING STRUCTURES AND POLITICAL OVERVIEW

The total number of voters in Kaçanik/Kaçanik municipality registered for the municipal elections held in 2017 (1<sup>st</sup> round in October and 2<sup>nd</sup> round in November) was 33,917<sup>1</sup>, including out-of-Kosovo voters. The voter turnout in 1<sup>st</sup> round was 49.10% or 16,653 voters and in 2<sup>nd</sup> round it was 37.06% or 12,571 voters (source: Central Election Commission).

The 2017 municipal assembly election results were as follows:

39.49%	PKD Democratic Party of Kosovo
18.71%	Vetëvendosje! (Self-Determination) Movement
15.20%	LDK Democratic League of Kosovo
13.75%	AAK Alliance for Future of Kosovo
8.30%	NISMA Social Democratic Initiative
3.30%	IQLK Kacanik List

The current seat distribution is as follows:

11 seats
5 seats
4 seats
4 seats
2 seats
1 seat

1. The overall population figure presented above is taken from the 2011 census (or authoritative estimates where the census figure is not available), whereas the voters list is a reflection of all people with a civil registration entry in the municipality. In some cases, the voters list figure is higher than or similar to the overall population number due to insufficient updating of the civil registry or a significant proportion of people registered in the municipality but actually living elsewhere or abroad.

# KAÇANIK/KAČANIK

## LEGISLATIVE



The municipal assembly has 27 seats distributed among six (6) political entities, all members are Kosovo Albanian; 11 are women. The Municipal Assembly Chairperson is Kemajl Murseli (PDK).

## EXECUTIVE



### Structure of municipal executive and the executive's political affiliations.

The municipality is headed by Mayor Besim Ilazi (PDK), re-elected for his third term as mayor with 54.73% of votes in the second round of the 2017 municipal elections. In the 2013 municipal elections, Mayor Ilazi won with 52.64% of votes in the first round. Deputy Mayor is Ylber Bajra (AAK).

There are seven (7) municipal departments. One (1) department is run by a woman director: health and social welfare (PDK), six (6) departments are run by men directors: education, youth, culture, and sports (not affiliated); finance, economy and development (PDK); general administration (PDK); agriculture, forestry and rural development (AAK); public services and emergency (PDK); and urbanism, cadastre and environment protection (PDK). In the previous mandate (2013-2017), one (1) director was a woman (source: municipal information office).

## JUDICIARY



Ferizaj/Uroševac Basic Court has a branch in Kačanik/Kaçanik with five (5) judges, all are Kosovo Albanian; one (1) is a woman. The Ferizaj/Uroševac Basic Prosecutor's Office covers the municipality (source: Kačanik/Kaçanik branch of Ferizaj/Uroševac Basic Court).

## SECURITY PRESENCE



Kosovo Police station in Kačanik/Kaçanik municipality has 55 police officers, all are Kosovo Albanian; five (5) are women.

As for the international military presence, the United States and Polish KFOR cover the area (source: Kosovo Police).

## ECONOMY



The economy of Kačanik/Kaçanik municipality is predominantly based on lime (material) and brick production, construction, agriculture, and small trade businesses. There are approximately 870 registered private businesses operating in the municipality. There is no reliable data on the number of employees in the private sector (source: municipal directorate of finance, economy development).

## PUBLIC SERVICES

### Infrastructure



The overall status of the infrastructure in the municipality is assessed as good. All the main roads connecting villages with the urban centre are asphalted. Kačanik/Kaçanik town and 23 out of 31 villages are connected to water supply and sewage systems. Continuous power supply remains a problem, especially in villages and rural areas (source: municipal development plan).

### Health



The primary health care system currently includes one (1) municipal family health centre and 12 field clinics. The health sector has 103 employees, including doctors, nurses and support staff; 66 are women and 37 men.

All communities have access to health care and all health facilities (source: municipal directorate of health and social welfare).

### Education



There are 12 primary schools with 4,674 pupils and 345 teachers, two (2) secondary schools with 1,561 students and 102 teachers and one (1) kindergarten with 41 children and seven (7) teachers (source: municipal directorate of education, youth, culture and sports).

## RELIGIOUS AND CULTURAL SITES



Kaçanik/Kaçanik has 16 mosques, none of them were destroyed or damaged during the 1999 conflict. Four (4) mosques were built after the 1999 conflict. There is one (1) Serbian Orthodox church (in Kačanik/Kaçanik town), which has not been functional since 1960 (source: municipal department of urbanism, cadaster and environment protection).

A total of 23 cultural heritage sites (five (5) archaeological and 18 architectural) in Kačanik/Kaçanik municipality are included in the Ministry of Culture Youth and Sport list of sites under permanent/temporary protection.

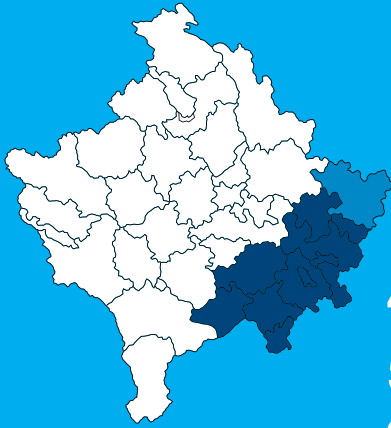
## KEY FACTS



In Kačanik/Kaçanik there are:

- 27 seats in the municipal assembly distributed among 6 political entities
- 55 police officers
- 5 judges
- 454 teachers in 12 primary and 2 secondary schools and 1 kindergarten

# KAMENIČË/KAMENICA



The OSCE regional centre Gjilan/Gnjilane covers 11 municipalities, including Kamenicë/Kamenica, and has teams working in all of them.

**423 km<sup>2</sup>** area  
**56** villages  
**36,085** population

## AREA AND POPULATION



The municipality of Kamenicë/Kamenica is located in the eastern part of Kosovo covering an area of approximately 423 km<sup>2</sup>. It includes Kamenicë/Kamenica town and 56 villages. According to the 2011 Kosovo Population and Housing Census, the total population is 36,085.

## Ethnic composition

1. Kosovo Albanians	34,186
2. Kosovo Serbs	1,554
3. Kosovo Roma	240
4. Kosovo Gorani	29
5. Kosovo Bosniaks	9
6. Kosovo Turks	5
7. Other	27
8. Not specified	35

(source: Kosovo Agency of Statistics)

According to the census conducted in 1981, there were 32,390 Kosovo Albanians, 14,813 Kosovo Serbs and 60 Kosovo Montenegrins in the municipality; according to the census conducted in 1991\*, there were 38,096 Kosovo Albanians, 12,762 Kosovo Serbs and 58 Kosovo Montenegrins in the municipality.

According to the UNHCR statistics, 683 displaced persons have returned to the municipality since 1999, of them 515 Kosovo Serbs, 162 Kosovo Roma and six (6) Kosovo Bosniaks.

\*The 1991 census is not accepted by Kosovo Albanians as legitimate.

## GOVERNING STRUCTURES AND POLITICAL OVERVIEW

The total number of voters in Kamenicë/Kamenica municipality registered for the municipal elections held in 2017 (1<sup>st</sup> round in October and 2<sup>nd</sup> round in November) was 38,013<sup>1</sup>, including out-of-Kosovo voters. The voter turnout in 1<sup>st</sup> round was 48.15% or 18,304 voters and in 2<sup>nd</sup> round it was 42.09% or 16,000 voters (source: Central Election Commission).

The 2017 municipal assembly election results were as follows:

26.09%	LDK Democratic League of Kosovo
21.48%	Vetëvendosje! Self-determination Movement
15.98%	PDK Democratic Party of Kosovo
14.87%	AAK Alliance for Future of Kosovo
12.50%	AKR Alliance New Kosovo
6.07%	SL Serbian List
1.88%	NISMA Social Democratic Initiative

The current seat distribution is as follows:

7 seats
6 seats
4 seats
4 seats
3 seats
2 seats
1 seat

1. The overall population figure presented above is taken from the 2011 census (or authoritative estimates where the census figure is not available), whereas the voters list is a reflection of all people with a civil registration entry in the municipality. In some cases, the voters list figure is higher than or similar to the overall population number due to insufficient updating of the civil registry or a significant proportion of people registered in the municipality but actually living elsewhere or abroad.

# KAMENICË/KAMENICA

## LEGISLATIVE



The municipal assembly has 27 seats distributed among seven (7) political entities, 25 members are Kosovo Albanian and two (2) are Kosovo Serb; 11 are women. The Municipal Assembly Chairperson is Bajram Mavriqi (Vetëvendosje!).

## EXECUTIVE



### Structure of municipal executive and the executive's political affiliations.

The municipality is headed by Mayor Qëndron Kastrati (Social Democratic Party - PSD)\*, elected for his first term as mayor with 55.6% of votes in the second round of the 2017 municipal elections. In the previous term, the mayor was Begzad Sinani (PDK), who was elected in the second round of the 2013 municipal elections with 55.07% of the votes. Deputy Mayor is Faton Jakupi (AAK) and Deputy Mayor for Communities is Bojan Stamenković (independent candidate)\*\*.

There are 11 municipal departments. Six (6) departments are run by women directors: general administration (Vetëvendosje!); cadaster, geodesy and property (AAK); education (Vetëvendosje!); economic development and diaspora (Vetëvendosje!); urbanism and spatial planning (Vetëvendosje!); and emergency rescue and protection (AAK), five (5) departments are run by men: economy budget and finance (Vetëvendosje!); agriculture, forestry and rural development (AAK); culture, youth and sport (Vetëvendosje!); health and social welfare (Vetëvendosje!); and public services (AAK). In the previous mandate (2013-2017), three (3) directors were women.

\*In the 2017 municipal elections, Mayor Kastrati ran as a Vetëvendosje! candidate. In May 2018, members who previously resigned from Vetëvendosje! joined the Social Democratic Party (PSD) and assumed its leadership.

\*\*According to the Law on Local Self-Government, a municipality with less than ten (10) per cent of residents belonging to communities in a numerical minority is not required to appoint a deputy mayor for communities, but the position can be established if proposed by the Mayor and approved by the municipal assembly.

## JUDICIARY



The Gjilan/Gnjilane Basic Court has a branch in Kamenicë/Kamenica with four (4) judges, three (3) are Kosovo Albanian and one (1) is Kosovo Serb; three (3) men and one (1) woman.

The Gjilan/Gnjilane Basic Prosecutor's Office covers the municipality (source: Kamenicë/Kamenica branch of Gjilan/Gnjilane Basic Court).

## SECURITY PRESENCE



The Kosovo Police station in Kamenicë/Kamenica municipality has 85 police officers, 73 Kosovo are Albanian and 12 are Kosovo Serb; 14 are women. Of them, 12 police officers are stationed in the police sub-station in Muqivercë/Mučiverce village.

As for the international military presence, the United States KFOR covers the area (source: Kosovo Police).

## ECONOMY



The economy of Kamenicë/Kamenica municipality is predominantly based on bricks and alcoholic and non-alcoholic beverage production, and general small businesses. There are approximately 2,210 registered private businesses operating in the municipality. The number of employed persons in the private sector is around 3624 (source: municipal department of budget and finances).

## PUBLIC SERVICES

### Infrastructure



The overall status of infrastructure in the municipality is assessed as poor. Most of the main roads connecting villages with the urban centre are not asphalted. Kamenicë/Kamenica town and 47 out of 56 villages are connected to water supply and sewage systems. Power supply is still a problem, especially in the villages (source: municipal development plan).

### Health



The primary health care system currently includes one (1) main municipal family health centre, three (3) family health care centres and 17 health houses, of them five (5) are Serbia-run. The health sector has 147 employees, including doctors, nurses and support staff; 88 are women and 59 men.

All communities have access to health care and all health facilities (source: municipal directorate of health and social welfare).

### Education



There are 20 primary schools, 17 following Kosovo curriculum, three (3) following Serbian curriculum, with 4,482 pupils (3,999 Kosovo Albanian, 423 Kosovo Serbs, 60 Kosovo Roma) and 406 teachers (325 Kosovo Albanian and 81 Kosovo Serbs), four (4) secondary schools three (3) following Kosovo curriculum and one (1) Serbian curriculum, with 1,085 students (793 Kosovo Albanian, 272 Kosovo Serb and 20 Kosovo Roma) and 176 teachers (131 Kosovo Albanian and 45 Kosovo Serb) and two (2) kindergartens with 60 children and ten (10) teachers, all Kosovo Albanian (source: municipal directorate of education).

# KAMENICË/KAMENICA

## RELIGIOUS AND CULTURAL SITES



Kamenicë/Kamenica has 28 mosques, none of which was damaged during the 1999 conflict. There are ten (10) Serbian Orthodox churches, seven (7) of which are in use, and one (1) ruin of a medieval Serbian Orthodox monastery. The Serbian Orthodox churches in Petroc/Petrovce and Koretin/Koretin villages were destroyed after the 1999 conflict and are not reconstructed. The Orthodox church in Shipashnicë e Poshtme/Donja Šipašnica was burned following the 1999 conflict and is not in use. The Serbian Orthodox church in Kamenicë/Kamenica town was in poor condition until it was renovated in 2012.

A total of 44 cultural heritage sites (21 archaeological and 23 architectural) in Kamenicë/Kamenica municipality are included in the Ministry of Culture Youth and Sport list of sites under permanent/temporary protection.

## KEY FACTS

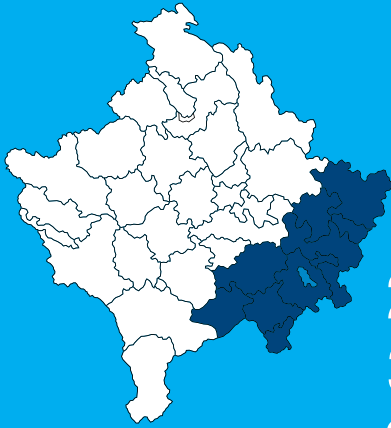


In Kamenicë/Kamenica there are:

- 27 seats in the municipal assembly distributed among 7 political entities
- 85 police officers
- 4 judges
- 592 teachers in 20 primary and 4 secondary schools and 2 kindergartens

# KLOKOT/KLLOKOT

The OSCE regional centre Gjilan/Gnjilane covers 11 municipalities, including Klokot/Kllokot, and has teams working in all of them.



24 km<sup>2</sup> area

3 villages

2,556 population

## AREA AND POPULATION



The municipality of Klokot/Kllokot (formerly called Klokot-Vrbovac/Kllokot-Vërbovc) is located in south-eastern Kosovo covering an area of approximately 24 km<sup>2</sup>. It includes Klokot/Kllokot town and three (3) villages. According to the 2011 Kosovo Population and Housing Census, the total population is 2,556.

## Ethnic composition

1. Kosovo Albanians	1,362
2. Kosovo Serbs	1,177
3. Kosovo Roma	9
4. Kosovo Turks	1
5. Other	6
6. Not specified	1

(source: Kosovo Agency of Statistics)

Klokot/Kllokot was not a separate municipality in 1981 and 1991 and therefore data from the censuses conducted in these years are not available.

According to the UNHCR statistics, 90 displaced persons have returned to the municipality since 1999, of them 87 Kosovo Serbs and three (3) Kosovo Roma.

## GOVERNING STRUCTURES AND POLITICAL OVERVIEW

The total number of voters in Klokot/Kllokot municipality registered for the municipal elections held in 2017 (1<sup>st</sup> round in October and 2<sup>nd</sup> round in November) was 3,742<sup>1</sup>, including out-of-Kosovo voters. The voter turnout in 1<sup>st</sup> round was 64.32% or 2,407 voters and in 2<sup>nd</sup> round it was 56.57% or 2,117 voters (source: Central Election Commission).

The 2017 municipal assembly election results were as follows:

38.94%	SL Serbian List
23.17%	GIKV KLOKOT-VRBOVAC Citizens Initiative
14.45%	ISHK Albanian Initiative for Klokot/Kllokot
7.36%	AGI Active Citizens Initiative
5.00%	PDK Democratic Party of Kosovo
4.18%	NISMA Social Democratic Initiative
3.95%	IQKM Citizens Initiative Klokot/Mogil/Klokot/Mogil

The current seat distribution is as follows:

6 seats
3 seats
2 seats
1 seat
1 seat
1 seat
1 seat

1. The overall population figure presented above is taken from the 2011 census (or authoritative estimates where the census figure is not available), whereas the voters list is a reflection of all people with a civil registration entry in the municipality. In some cases, the voters list figure is higher than or similar to the overall population number due to insufficient updating of the civil registry or a significant proportion of people registered in the municipality but actually living elsewhere or abroad.



# KLOKOT/KLLOKOT

## LEGISLATIVE



The municipal assembly has 15 seats distributed among seven (7) political entities, ten (10) are Kosovo Serb and five (5) are Kosovo Albanian; four (4) are women. The Municipal Assembly Chairperson is Žarko Dejanović (GIKV) and the Municipal Assembly Deputy Chairperson for Communities in Klokot/Kllokot is Hidajet Ahmeti (ISHK)\*.

\*According to the Law on Local Self-Government, a municipality with more than ten (10) per cent of residents belonging to communities in numerical minority position in that municipality is required to appoint a deputy mayor for communities and a deputy municipal assembly chairperson for communities.

## EXECUTIVE



### Structure of municipal executive and the executive's political affiliations.

The municipality is headed by Mayor Božidar Dejanović (SL), elected for his first term mayor with 50.2% of votes in the second round of the 2017 municipal assembly elections\*. In the previous term, the mayor was Srećko Spasić (SL), who was elected in the second round of the 2017 municipal elections with 54.80% of the votes. Deputy Mayor is Saša Mirković (GIKV).

There are (5) municipal departments. Three (3) departments are run by women directors: economy finance and budget (NISMA); agriculture, forestry and water management (PDK); and administration and public services (GIKV), two (2) departments are run by men directors: education, health, social services, culture, youth and sports (GIKV); and urban planning, cadastre and geodesy (GIKV). In the previous mandate (2013-2017), all directors were men (source: municipal assembly affairs officer and municipal website).

\*In the first round of the 2017 elections, Mayor Dejanović was presented as the mayoral candidate from GIKV, and for the second round, he ran as an SL candidate.

## JUDICIARY



There are no courts in Klokot/Kllokot. The Gjilan/Gnjilane Basic Court and Basic Prosecution Office cover the municipality (source: Gjilan/Gnjilane basic court).

## SECURITY PRESENCE



The Kosovo Police station in Klokot/Kllokot has 25 police officers, 13 are Kosovo Serb and 12 are Kosovo Albanian; two (2) are women.

As for the international military presence, the United States KFOR covers the area (source: Kosovo Police).

## ECONOMY



The economy of Klokot/Kllokot municipality is predominantly based on natural resources (mineral water), tourism (two (2) private SPAs), as well as agriculture and small businesses. There are approximately 29 registered private businesses operating in the municipality. There is no reliable data on the number of employees in the private sector (source: municipal directorate of urban planning, cadastre and geodesy).

## PUBLIC SERVICES

### Infrastructure



The overall status of the infrastructure in the municipality is assessed as good. All of the main roads connecting villages with the urban centre are asphalted. Out of four (4) villages, only Vrbovac/Vërbovc is not connected to water supply and sewage system. Power supply remains a problem due to an antiquated power grid (source: municipal development plan and municipal assembly affairs officer).

### Health



Klokot/Kllokot municipality has two (2) Serbia-run healthcare facilities, one (1) in Klokot/Kllokot and one (1) in Vrbovac/Vërbovc. The health sector has 15 employees, including doctors, nurses and support staff; eight (8) women and seven (7) men.

All communities have access to health care and all health facilities (source: municipal directorate of education, health, social services, culture, youth and sports).

### Education



There are three (3) primary schools with 397 pupils and 40 teachers, two (2) follow Serbian curriculum and one (1) follows Kosovo curriculum, one (1) secondary school with 89 students and 12 teachers and one (1) kindergarten with 43 children and three (3) teachers. There are nine (9) support staff in primary schools and three (3) in the secondary school (source: municipal directorate of education, health, social services, culture, youth and sports).

# KLOKOT/KLLOKOT

## RELIGIOUS AND CULTURAL SITES



Klokot/Kllokot has four (4) Serbian Orthodox churches. The church in Grnčar/Gërņar was destroyed after the 1999 conflict and was reconstructed in 2009. The other three (3) churches have been renovated. There is one (1) mosque in the village of Mogillë/Mogila. It was not damaged during 1999 and remains in use (source: municipal development plan, religious representatives).

## KEY FACTS

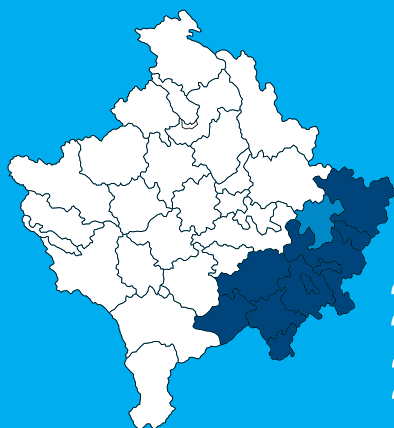


In Klokot/Kllokot there are:

- 15 seats in the municipal assembly distributed among 7 political entities
- 25 police officers
- No courts physically present in the municipality
- 55 teachers in 3 primary and 1 secondary schools and 1 kindergarten



# NOVO BRDO/NOVOBËRDË



204 km<sup>2</sup><sub>area</sub>  
 24<sub>villages</sub>  
 6,729<sub>population</sub>

The OSCE regional centre Gjilan/Gnjilane covers 11 municipalities, including Novo Brdo/Novobërdë, and has teams working in all of them.

## AREA AND POPULATION



The municipality of Novo Brdo/Novobërdë is located in central Kosovo covering an area of approximately 204 km<sup>2</sup>. It includes Novo Brdo/Novobërdë town and 24 villages. According to the 2011 Kosovo Population and Housing Census, the total population is 6,729.

## Ethnic composition

1. Kosovo Albanians	3,524
2. Kosovo Serbs	3,122
3. Kosovo Roma	63
4. Kosovo Turks	7
5. Kosovo Bosniaks	5
6. Kosovo Ashkali	3
7. Other	2
8. Not specified	3

(source: Kosovo Agency of Statistics)

According to the census conducted in 1991\*, there were 1,845 Kosovo Albanians, 2,666 Kosovo Serbs and 14 Kosovo Montenegrins in the municipality. There is no data from the census conducted in 1981, as Novo Brdo/Novobërdë was not a separate municipality at that time.

According to the UNHCR statistics, 814 displaced persons have returned to the municipality since 1999, of them 783 Kosovo Serbs, 13 Kosovo Roma and 18 Kosovo Albanians.

\*The 1991 census is not accepted by Kosovo Albanians as legitimate.

## GOVERNING STRUCTURES AND POLITICAL OVERVIEW

The total number of voters in Novo Brdo/Novobërdë municipality registered for the municipal elections held in October 2017 was 9,848<sup>1</sup>, including out-of-Kosovo voters. The voter turnout was 56.61% or 5,575 voters (source: Central Election Commission).

The 2017 municipal assembly election results were as follows:

51.15%	SL Serbian List
19.19%	LDK Democratic League of Kosovo
5.07%	AKR Alliance New Kosovo
4.91%	Vetëvendosje! (Self-Determination) Movement
4.81%	PDK Democratic Party of Kosovo
4.75%	GIM Citizens Youth Initiative
3.95%	SLS Independent Liberal Party

The current seat distribution is as follows:

7 seats
3 seats
1 seat
1 seat
1 seat
1 seat
1 seat

1. The overall population figure presented above is taken from the 2011 census (or authoritative estimates where the census figure is not available), whereas the voters list is a reflection of all people with a civil registration entry in the municipality. In some cases, the voters list figure is higher than or similar to the overall population number due to insufficient updating of the civil registry or a significant proportion of people registered in the municipality but actually living elsewhere or abroad.

# NOVO BRDO/NOVOBĚRDĚ

## LEGISLATIVE



The municipal assembly has 15 seats distributed among seven (7) political entities, nine (9) are Kosovo Serb and six (6) are Kosovo Albanian; five (5) are women. The Municipal Assembly Chairperson is Nebojša Arsić (SL). Municipal Assembly Deputy Chairperson for Communities in Novo Brdo/Novobërdë is Ramush Mehmeti (AKR)\*.

\*According to the Law on Local Self-Government, a municipality with more than ten (10) per cent of residents belonging to communities in numerical minority position in that municipality is required to appoint a deputy mayor for communities and a deputy municipal assembly chairperson for communities.

## EXECUTIVE



### Structure of municipal executive and the executive's political affiliations.

The municipality is headed by Mayor Svetislav Ivanović (SL), re-elected for his second term as mayor with 59.40% of votes in the first round of the 2017 municipal elections. In the 2013 municipal elections, Mayor Ivanović won with 57.05% of votes in the second round. Deputy Mayor is Siniša Dimić (SL) and Deputy Mayor for Communities is Bajrush Ymeri (LDK).

There are eight (8) municipal directors. One (1) department is run by a woman director: public services (IQNB Citizens Initiative for Novoberde), five (5) departments are run by men directors: administration and personnel (LDK); budget and finance (SL); inspection (LDK); agriculture, forest and rural development (SL); and health and social welfare (SL), and two (2) are vacant: education, culture youth and sports; and urbanism, cadastre and spatial planning. In the previous mandate (2013-2017), one (1) director was a woman (source: municipal directors and municipal website).

## JUDICIARY



The Gjilan/Gnjilane Basic Court has a branch in Novo Brdo/Novobërdë municipality with one (1) judge, a Kosovo Albanian man. The Gjilan/Gnjilane Basic Prosecutor's Office covers the municipality (source: Novo Brdo/Novobërdë branch of Gjilan/Gnjilane Basic Court).

## SECURITY PRESENCE



Kosovo Police station in Novo Brdo/Novobërdë municipality has 34 police officers, 19 are Kosovo Serb, 14 are Kosovo Albanian and one (1) is a Kosovo Roma; four (4) are women.

As for the international military presence, the United States KFOR covers the area (source: Kosovo Police).

## ECONOMY



The economy of Novo Brdo/Novobërdë municipality is predominantly based on agriculture, rural tourism and small trade businesses. There are approximately 280 registered private businesses operating in the municipality. There is no reliable data on the number of employees in the private sector (source: municipal department of finance, business registration center).

## PUBLIC SERVICES

### Infrastructure



The overall status of infrastructure in the municipality is assessed as poor. Most of the main roads connecting villages with the urban centre are still not asphalted. Novo Brdo/Novobërdë town and ten (10) out of 24 villages are connected to water supply and sewage systems, five (5) are connected only to the sewage system, and two (2) only to the water supply. Power supply is still a problem, especially in villages and rural areas (source: draft municipal development plan, municipal inspector for construction).

### Health



The primary health care system currently includes one (1) Kosovo-run municipal family health centre, and nine (9) health houses (one (1) Kosovo-run and eight (8) Serbia-run). The health sector has 36 employees, 12 Kosovo Albanian and 24 Kosovo Serb including doctors, nurses and support staff, 24 women and 12 men. All family health facilities including Serbia-run, are financially and materially supported by Novo Brdo/Novobërdë municipality.

All communities have access to health care and all health facilities, however, many Kosovo Serbs travel to Gračanica/Graçanicë municipality, or outside of Kosovo for secondary health care services (source: municipal directorate of health and social welfare).

### Education



There are three (3) preschool classes, two (2) following Kosovo curriculum, one (1) following Serbian curriculum, with 70 children (40 Kosovo Albanians and 30 Kosovo Serbs), and three (3) preschool teachers (two (2) Kosovo Albanians, one (1) Kosovo Serb), seven (7) primary schools, three (3) following Kosovo curriculum, four (4) following Serbian curriculum, with 1139 pupils (541 Kosovo Albanians, 591 Kosovo Serbs and 7 Kosovo Roma) and 131 teachers (65 Kosovo Albanian and 66 Kosovo Serb) and three (3) secondary schools with 251 students (80 Kosovo Albanian and 171 Kosovo Serb) and 31 teachers (10 Kosovo Albanian and 21 Kosovo Serb) (source: municipal directorate of education, culture, youth and sports).

# NOVO BRDO/NOVOBĚRDĚ

## RELIGIOUS AND CULTURAL SITES



Novo Brdo/Novobërdë has seven (7) Serbian Orthodox churches, one (1) Serbian Orthodox Monastery of Draganac/Dragancë which is on the list of Special Protective Zones, and two (2) mosques, all of which are in use. In addition there is a cultural heritage site of Medieval Town of Novo Brdo/Novobërdë which is a Special Protective Zone (source: Ministry of Culture, Youth and Sport, municipal guidebook).

A total of 16 cultural heritage sites (six (6) archaeological and ten (10) architectural) in Novo Brdo/ Novobërdë municipality are included in the Ministry of Culture Youth and Sport list of sites under permanent/temporary protection.

## KEY FACTS

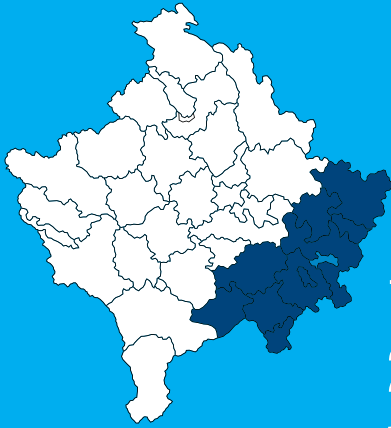


In Novo Brdo/Novobërdë there are:

- 15 seats in the municipal assembly distributed among 7 political entities
- 34 police officers
- 1 judge
- 165 teachers in 7 primary and 3 secondary schools and 3 preschool classes

# PARTEŠ/PARTESH

The OSCE regional centre Gjilan/Gnjilane covers 11 municipalities, including Parteš/Partesh, and has teams working in all of them.



18.3 km<sup>2</sup> area  
 2 villages  
 1,787 population

## AREA AND POPULATION



The municipality of Parteš/Partesh is located in the eastern part of Kosovo covering an area of approximately 18.3 km<sup>2</sup> and includes Parteš/Partesh town and two (2) villages. According to the 2011 Kosovo Population and Housing Census, the total population is 1,787.

## Ethnic composition

- 1. Kosovo Serbs | 1,785
- 2. Other | 2

(source: Kosovo Agency of Statistics)

Parteš/Partesh was not a separate municipality in 1981 and 1991 and therefore data from the censuses conducted in these years are not available.

According to the UNHCR statistics, 271 displaced persons have returned to the municipality since 1999, all of them Kosovo Serbs.

## GOVERNING STRUCTURES AND POLITICAL OVERVIEW

The total number of voters in Parteš/Partesh municipality registered for the municipal elections held in 2017 (1<sup>st</sup> round in October and 2<sup>nd</sup> round in November) was 4,694<sup>1</sup>, including out-of-Kosovo voters. The voter turnout in 1<sup>st</sup> round was 57.84% or 2,715 voters and in 2<sup>nd</sup> round it was 51.04% or 2,396 voters (source: Central Election Commission).

The 2017 municipal assembly election results were as follows:



The current seat distribution is as follows:

- 9 seats
- 6 seats

1. The overall population figure presented above is taken from the 2011 census (or authoritative estimates where the census figure is not available), whereas the voters list is a reflection of all people with a civil registration entry in the municipality. In some cases, the voters list figure is higher than or similar to the overall population number due to insufficient updating of the civil registry or a significant proportion of people registered in the municipality but actually living elsewhere or abroad.

# PARTEŠ/PARTESH

## LEGISLATIVE



The municipal assembly has 15 seats distributed among two (2) political entities, all members are Kosovo Serb; eight (8) are women. The Municipal Assembly Chairperson is Žarko Bujić (SL).

## EXECUTIVE



### Structure of municipal executive and the executive's political affiliations.

The municipality is headed by Mayor Dragan Petković (SL), elected for his first term as mayor with 61.94% of votes in the second round of the 2017 municipal elections\*. In the previous term, the mayor was Dragan Nikolić (Građanska Inicijativa Srpska (GISL), who was elected in the second round of the 2013 municipal elections with 52.16% of votes. Deputy Mayor is Zoran Perić (SL).

There are six (6) municipal departments, all run by men directors: administration (SL); budget and finance (SL); urban planning, cadaster and geodesy (SL); education, health, social services, youth, culture and sports (SL); public services, security and emergencies (SL); and agriculture, forestry and rural development (SL). In the previous mandate (2013-2017), one (1) director was a woman (source: OSCE field team).

\*Mayor Petković received 59.73 % of votes in the first round of the 2017 municipal elections, however due to irregularities during the voting process, the Central Election Commission ordered the repeat of the mayoral elections, in which Mayor Petković received 61.94%.

## JUDICIARY



There are no courts in Parteš/Partesh municipality. Gjilan/Gnjilane Basic Court and Basic Prosecution Office cover the municipality (source: Gjilan/Gnjilane Basic Court).

## SECURITY PRESENCE



The Kosovo Police station in Parteš/Partesh has 21 police officers, 15 are Kosovo Serb, five (5) are Kosovo Albanian and one (1) is Kosovo Macedonian; one (1) is a woman.

As for the international military presence, the Turkish KFOR Liaison Monitoring Team - LMT covers the area (source: Kosovo Police).

## ECONOMY



The economy of Parteš/Partesh municipality is predominantly based on dairy, milk and cheese, production and small trade businesses. There are approximately 56 registered private businesses operating in the municipality. There is no reliable data on the number of employees in the private sector (source: municipal directorate of urban planning, cadaster and geodesy).

## PUBLIC SERVICES

### Infrastructure



The overall status of infrastructure in the municipality is assessed as good. Most of the roads connecting villages with the urban centre are asphalted and maintained. All three villages of Parteš/Partesh, Pasjane/Pasjan and Donja Budriga/Budrigë e Poshtme are connected to sewage system. Work on water supply system in all villages is currently being finalized (source: municipal directorate of urban planning, cadaster and geodesy).

### Health



The health care system includes one (1) Serbia-run maternity hospital in village of Pasjane/Pasjan, which is at the municipal level considered as a family health center since it is being financed by the Government of Kosovo, and three (3) Serbia-run healthcare facilities in the villages Pasjane/Pasjan, Donja Budriga/Budrigë e Poshtme and Parteš/Partesh. All health facilities are financially and materially supported by Parteš/Partesh municipality.

All communities have access to health care and all health facilities (source: municipal directorate of education, health, social welfare, culture, sports and youth).

### Education



There are two (2) primary schools with 566 pupils and 52 teachers and six (6) secondary schools with 574 students and 24 teachers, all following Serbian curriculum (source: municipal directorate of education, health, social welfare, culture, sports and youth).

## RELIGIOUS AND CULTURAL SITES



Parteš/Partesh has three (3) Serbian Orthodox churches, none of which were damaged, and all are in use. There are religious ruins dating back to the medieval period in the vicinity of Donja Budriga/Budrigë e Poshtme, which are ritually visited by Serbian Orthodox believers (source: municipal public relations officer and municipal development plan).

A total of seven (7) cultural heritage sites (three (3) archaeological and four (4) architectural) in Parteš/Partesh municipality are included in the Ministry of Culture Youth and Sport list of sites under permanent/temporary protection.

## KEY FACTS

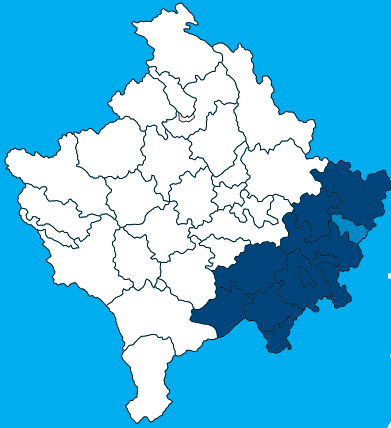


In Parteš/Partesh there are:

- 15 seats in the municipal assembly distributed among 2 political entities
- 21 police officers
- No courts physically present in the municipality
- 76 teachers 2 primary and 6 secondary schools

# RANILUG/RANILLUG

The OSCE regional centre Gjilan/Gnjilane covers 11 municipalities, including Ranilug/Ranillug, and has teams working in all of them.



**77.62 km<sup>2</sup>** area  
**12** villages  
**3,866** population

## AREA AND POPULATION



The municipality of Ranilug/Ranillug is located in eastern Kosovo covering an area of 77.62 km<sup>2</sup> and includes Ranilug/Ranillug town and 12 villages. According to the 2011 Kosovo Population and Housing Census, the total population is 3,866.

## Ethnic composition

1. Kosovo Serbs	3,692
2. Kosovo Albanians	164
3. Kosovo Bosniaks	1
4. Other	3
5. Not specified	6

(source: Kosovo Agency of Statistics)

Ranilug/Ranillug was not a separate municipality in 1981 and 1991 and therefore data from the censuses conducted in these years are not available.

According to the UNHCR statistics, 233 displaced persons have returned to the municipality since 1999, all of them Kosovo Serbs.

## GOVERNING STRUCTURES AND POLITICAL OVERVIEW

The total number of voters in Ranilug/Ranillug municipality registered for the last municipal elections held in October 2017 was 5,578<sup>1</sup>, including out-of-Kosovo voters. The voter turnout was 58.16% or 3,244 voters (source: Central Election Commission).

The 2017 municipal assembly election results were as follows:

78.91%	SL Serbian List
8.72%	PDS Serbian Progressive Party
7.55%	SLS Independent Liberal Party
3.37%	GI SDP – OI Citizens Initiative SDP Oliver Ivanović

The current seat distribution is as follows:

12 seats
1 seat
1 seat
1 seat

1. The overall population figure presented above is taken from the 2011 census (or authoritative estimates where the census figure is not available), whereas the voters list is a reflection of all people with a civil registration entry in the municipality. In some cases, the voters list figure is higher than or similar to the overall population number due to insufficient updating of the civil registry or a significant proportion of people registered in the municipality but actually living elsewhere or abroad.



# RANILUG/RANILLUG

## LEGISLATIVE



The municipal assembly has 15 seats distributed among four (4) political entities, all members are Kosovo Serb; five (5) are women. The Municipal Assembly Chairperson is Dejan Jovanović (SL).

## EXECUTIVE



### Structure of municipal executive and the executive's political affiliations.

The municipality is headed by Mayor Vladica Artonović (SL), elected for his first term as mayor with 78.25% of votes in the first round of the 2017 municipal elections. In the previous term, the mayor was Gradimir Mikić (Građanska Inicijativa Srpska - GISL), who was elected in the second round of the 2013 municipal elections with 52.34% of votes. Deputy Mayor is Davor Petković (SL).

There are six (6) municipal departments, all run by men directors: general administration and personnel (SL); budget, finance and economy (PDK); education, health, social welfare, culture, youth and sport (SL); public services (SL); urbanism, cadastre, geodesy and property (SL); and agriculture, forestry and rural development (SL). In the previous mandate (2013-2017), all directors were men (source: municipal department of general administration and personnel).

## JUDICIARY



There are no courts in Ranilug/Ranillug municipality. The Gjilan/Gnjilane Basic Court and the Basic Prosecution Office cover the municipality (source: Gjilan/Gnjilane basic court).

## SECURITY PRESENCE



Kosovo Police station in Ranilug/Ranillug has 28 police officers, 17 are Kosovo Serbs and 11 are Kosovo Albanians; three (3) are women.

As for the international military presence, the United States KFOR covers the area (source: Deputy Mayor).

## ECONOMY



The economy of Ranilug/Ranillug is predominantly based on dairy, milk and cheese, production and small businesses. There are approximately 110 registered private businesses operating in the municipality. There is no reliable data on the number of employees in the private sector (source: Deputy Mayor).

## PUBLIC SERVICES

### Infrastructure



The overall status of infrastructure in the municipality is assessed as good. Most of the main roads connecting villages with the urban centre are asphalted. Ranilug/Ranillug town and nine (9) out of 13 villages are connected to water supply, while eight (8) are connected to sewage system. Sufficient power supply is still a problem, especially in the remote villages (source: municipal information officer).

### Health



There are eight (8) Serbia-run healthcare facilities, financially and materially assisted by the municipality of Ranilug/Ranillug. The health sector has 28 employees, including doctors and support staff; 16 men and 12 women.

All communities have access to health care and all health facilities (source: municipal directorate of health and social welfare).

### Education



There are two (2) primary schools with 532 pupils, 65 teachers and 18 support staff, two (2) secondary schools with 354 students, 32 teachers and five (5) support staff and six (6) kindergartens with 226 children, 18 teachers and three (3) support staff, all following Serbian curriculum.

## RELIGIOUS AND CULTURAL SITES



Ranilug/Ranillug has nine (9) Serbian Orthodox churches, none of which were destroyed or damaged. Most of them are in use (source: municipal development plan and information officer).

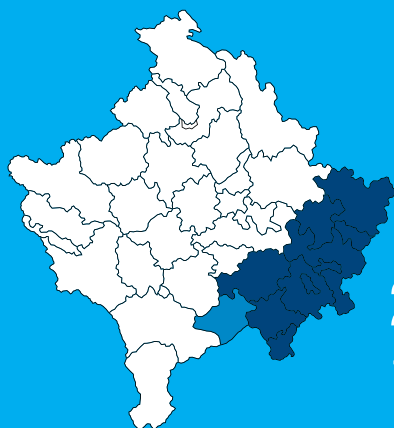
## KEY FACTS



In Ranilug/Ranillug there are:

- 15 seats in the municipal assembly distributed among 4 political entities
- 28 police officers
- No courts physically present in the municipality
- 115 teachers in 2 primary and 2 secondary schools and 6 kindergartens

# ŠTRPCE/SHTËRPCË



247 km<sup>2</sup> area

16 villages

6,949 population

The OSCE regional centre Gjilan/Gnjilane covers 11 municipalities, including Štrpce/Shtërpçë, and has teams working in all of them.

## AREA AND POPULATION



The municipality of Štrpce/Shtërpçë is located in the south-eastern part of Kosovo covering an area of approximately 247 km<sup>2</sup> and includes Štrpce/Shtërpçë town and 16 villages. According to the 2011 Kosovo Population and Housing Census, the total population is 6,949.

## Ethnic composition

1. Kosovo Albanians	3,757
2. Kosovo Serbs	3,148
3. Kosovo Roma	24
4. Kosovo Bosniaks	2
5. Kosovo Ashkali	1
6. Other	7
7. Not specified	10

(source: Kosovo Agency of Statistics)

According to the census conducted in 1991\*, there were 4,300 Kosovo Albanians, 8,138 Kosovo Serbs and 17 Kosovo Montenegrins in the municipality. There is no data from the census conducted in 1981, as Štrpce/Shtërpçë was not a separate municipality at that time.

According to the UNHCR statistics, 961 displaced persons have returned to the municipality since 1999, of them 517 Kosovo Serbs, one (1) Kosovo Roma and 443 Kosovo Albanians.

\*The 1991 census is not accepted by Kosovo Albanians as legitimate.

## GOVERNING STRUCTURES AND POLITICAL OVERVIEW

The total number of voters in Štrpce/Shtërpçë municipality registered for the municipal elections held in October is 13,781<sup>1</sup>, voters including out-of-Kosovo voters. The voter turnout was 57.22% or 7,886 voters (source: Central Election Commission).

The 2017 municipal assembly election results were as follows:

74.04%	SL Serbian List
12.98%	ISHS Albanian Initiative for Syrinikë
12.98%	PDK Democratic Party of Kosovo

The current seat distribution is as follows:

11 seats
2 seats
2 seats

1. The overall population figure presented above is taken from the 2011 census (or authoritative estimates where the census figure is not available), whereas the voters list is a reflection of all people with a civil registration entry in the municipality. In some cases, the voters list figure is higher than or similar to the overall population number due to insufficient updating of the civil registry or a significant proportion of people registered in the municipality but actually living elsewhere or abroad.



# ŠTRPCE/SHTËRPCË

## LEGISLATIVE



The Municipal Assembly has 15 seats distributed among three (3) political entities, 11 members are Kosovo Serb and four (4) are Kosovo Albanian; eight (8) are women. The Municipal Assembly Chairperson is Predrag Grbić (SL) and the Deputy Municipal Assembly Chairperson for Communities is Garip Sahiti (PDK)\*.

\*According to the Law on Local Self-Government, a municipality with more than ten (10) per cent of residents belonging to communities in numerical minority position in that municipality is required to appoint a deputy mayor for communities and a deputy municipal assembly chairperson for communities.

## EXECUTIVE



### Structure of municipal executive and the executive's political affiliations.

The municipality is headed by Mayor Bratislav Nikolić (SL), re-elected for his third term as mayor with 73.58% of votes in the first round of the 2017 municipal elections. In the 2013 municipal elections, Mayor Nikolić won with 56.25 % of votes in the second round. Deputy Mayor is Ivica Tanasijević (SL) and Deputy Mayor for Communities is Fikri Hasani (PDK).

There are eight (8) municipal departments. Seven (7) departments are run by men directors: general administration (PDK); budget and finance (SL); health and social welfare (LDK); emergency and public services (SL); education, youth, culture and sport (SL); planning, reconstruction and urban development (SL); and economic development, tourism, agriculture and forestry (SL), one (1) director is not yet appointed: geodesy, cadastre and property. In the previous mandate (2013-2017), all directors were men (source: municipal information officer).

## JUDICIARY



The Basic Court of Ferizaj/Uroševac has a branch in Štrpce/Shtërpçë with two (2) judges, one (1) is Kosovo Bosniak and one (1) is Kosovo Gorani; one (1) woman and one (1) man.

The Ferizaj/Uroševac Basic Prosecutor's Office covers the municipality (source: Ferizaj/Uroševac Basic Court).

## SECURITY PRESENCE



The Kosovo Police station in Štrpce/Shtërpçë municipality has 61 police officers, 52 are Kosovo Serb and nine (9) are Kosovo Albanian; seven (7) are women.

As for the international military presence, US KFOR covers the area (source: Kosovo Police).

## ECONOMY



The economy of Štrpce/Shtërpçë is predominantly based on agriculture, mainly raspberry production, tourism, and small businesses. The approximate number of registered private businesses is 167. There are no exact data on the number of employees in the private sector (source: municipal directorate of economic development, tourism, agriculture and forestry).

## PUBLIC SERVICES

### Infrastructure



The overall status of infrastructure in the municipality is assessed as good. All the main roads connecting villages with the urban centre are asphalted. Water supply and sewage systems are connected to the households in most of the villages. Since August 2009, power supply has been improved, as residents have started paying electricity bills (source: municipal directorate of planning, reconstruction, and urban development).

### Health



The primary health care system currently includes one (1) municipal family health centre located in Štrpce/Shtërpçë town and seven (7) health houses in both Kosovo Serb and Kosovo Albanian villages. The health sector has 22 employees, including doctors, nurses and support staff that work under the Kosovo system; ten (10) women and 12 men. Approximately 200 staff are working in the Serbia-run healthcare facilities in the municipality.

All communities have access to health care and health facilities regardless of the system under which they operate (source: municipal directorate of health and social welfare).

### Education



There are six (6) primary schools and two (2) secondary schools with 2,500 pupils and 244 teachers, of them three (3) primary and one (1) secondary schools follow Serbian curriculum, and one (1) kindergarten with 95 children and seven (7) teachers in Štrpce/Shtërpçë town (source: municipal directorate of education, youth, culture and sport).

# ŠTRPCE/SHTËRPCË

## RELIGIOUS AND CULTURAL SITES



Štrpce/Shtërpçë has five (5) mosques, all of which are in use. There are 16 Serbian Orthodox churches, none of them was destroyed or damaged in either 1999 conflict or March 2004 riots, most of them are in use. Five (5) Serbian Orthodox churches in the municipality are listed as Special Protective Zones, the Church of St. Nicholas in Štrpce/Shtërpçë town, the Church of St. Theodore in Biti e Poshtme/Donja Bitinja village, the Church of St. Nicholas in Gotovushë/Gotovuša village, the Church of the Holy Virgin in Gotovushë/Gotovuša village, and the Church of St. George in Biti e Epërme/Gornja Bitinja village.

A total of ten (10) cultural heritage sites (four (4) archaeological and six (6) architectural) in Štrpce/Shtërpçë municipality are included in the Ministry of Culture Youth and Sport list of sites under permanent/temporary protection.

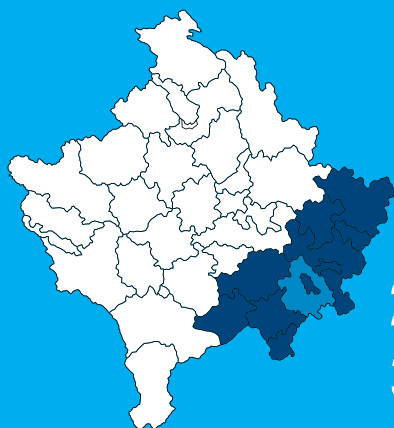
## KEY FACTS



In Štrpce/Shtërpçë there are:

- 15 seats in the municipal assembly distributed among 3 political entities
- 61 police officers
- 2 judges
- 251 teachers in 6 primary and 2 secondary schools and 1 kindergarten

# VITI/VITINA



276 km<sup>2</sup> area

38 villages

46,987 population

The OSCE regional centre Gjilan/Gnjilane covers 11 municipalities, including Viti/Vitina, and has teams working in all of them.

## AREA AND POPULATION



The municipality of Viti/Vitina is located in south-eastern Kosovo and covers an area of approximately 276 km<sup>2</sup> and includes Viti/Vitina town and 38 villages. According to the 2011 Kosovo Population and Housing Census, the total population is 46,987.

## Ethnic composition

1. Kosovo Albanians	46,669
2. Kosovo Serbs	113
3. Kosovo Bosniaks	25
4. Kosovo Ashkali	14
5. Kosovo Roma	12
6. Kosovo Gorani	7
7. Kosovo Turks	4
8. Other	83
9. Not specified	60

(source: Kosovo Agency of Statistics)

According to the census conducted in 1981, there were 35,105 Kosovo Albanians, 8,369 Kosovo Serbs and 179 Kosovo Montenegrins in the municipality; according to the census conducted in 1991\*, there were 45,078 Kosovo Albanians, 7,002 Kosovo Serbs and 178 Kosovo Montenegrins in the municipality.

According to the UNHCR statistics, 412 displaced persons have returned to the municipality since 1999, of them 381 Kosovo Serbs, 20 Kosovo Roma, nine (9) Kosovo Ashkali and Kosovo Egyptians and two (2) Kosovo Croats.

\*The 1991 census is not accepted by Kosovo Albanians as legitimate.

## GOVERNING STRUCTURES AND POLITICAL OVERVIEW

The total number of voters in Viti/Vitina municipality registered for the last municipal elections held in October 2017 was 49,317<sup>1</sup>, including out-of-Kosovo voters. The voter turnout was 43.18% or 21,295 voters (source: Central Election Commission).

The 2017 municipal assembly election results were as follows:

37.39%	LDK Democratic League of Kosovo
22.60%	Vetëvendosje! (Self-Determination) Movement
20.71%	PDK Democratic Party of Kosovo
10.56%	AAK Alliance for Future of Kosovo
4.01%	NISMA Social Democratic Initiative
3.37%	AKR Alliance New Kosovo

The current seat distribution is as follows:

11* seats
6 seats
5* seats
3 seats
1 seat
1 seat

1. The overall population figure presented above is taken from the 2011 census (or authoritative estimates where the census figure is not available), whereas the voters list is a reflection of all people with a civil registration entry in the municipality. In some cases, the voters list figure is higher than or similar to the overall population number due to insufficient updating of the civil registry or a significant proportion of people registered in the municipality but actually living elsewhere or abroad.

\* Following the elections, one (1) PDK member joined LDK.

# VITI/VITINA

## LEGISLATIVE



The municipal assembly has 27 seats distributed among six (6) political entities, all members are Kosovo Albanian; nine (9) are women. The Municipal Assembly Chairperson is Naim Pira (LDK).

## EXECUTIVE



### Structure of municipal executive and the executive's political affiliations.

The municipality is headed by Mayor Sokol Haliti (LDK), re-elected for his second term as mayor with 51.65% of votes in the first round of the 2017 municipal elections. In the 2013 municipal elections, Mayor Haliti won with 58.88% of votes in the second round. Deputy Mayor is Hasan Aliu (LDK).

There are (10) municipal departments. One (1) department is run by a woman director: education (LDK), nine (9) departments are run by men directors: health and social welfare (LDK); youth, culture and sports (LDK); finance, economy and development (LDK); public services and emergencies (LDK); agriculture, forestry and rural development (LDK); urban planning and environmental protection (LDK); administration (LDK); inspection (LDK); and cadastre, geodesy and property (LDK). In the previous mandate (2013-2017), two (2) directors were women (source: municipal website).

## JUDICIARY



The Gjilan/Gnjilane Basic Court has a branch in Viti/Vitina with seven (7) judges, six (6) are Kosovo Albanian and one (1) is Kosovo Serb; six (6) men and one (1) woman.

The Gjilan/Gnjilane Basic Prosecutor's office covers the municipality (source: Gjilan/Gnjilane Basic Court).

## SECURITY PRESENCE



Kosovo Police station in Viti/Vitina municipality has 64 police officers, 57 are Kosovo Albanian, six (6) are Kosovo Serb and one (1) is Kosovo Croat stationed in the main police station and in the sub-station in Pozhoran/Požaranje; seven (7) are women.

As for the international military presence, the United States KFOR covers the area (source: Kosovo Police).

## ECONOMY



The economy of Viti/Vitina municipality is predominantly based on agriculture and small trade businesses. There are approximately 1,695 registered businesses operating in the municipality. There is no reliable data on the number of employees in the private sector (source: municipal directorate of finance, economy and development).

## PUBLIC SERVICES

### Infrastructure



The overall status of infrastructure in the municipality is assessed as average. Most of the roads connecting villages with the urban centre are not asphalted. Viti/Vitina town is connected to both water supply and sewage system. In addition, 23 villages are connected to water supply system, 30 are connected to sewage system. Power supply is still a problem, especially in the villages (source: municipal development plan).

### Health



The primary health care system currently includes one (1) main family medicine centre, five (5) family medicine centres and seven (7) health houses. The health sector has 129 employees, including doctors, nurses and support staff; 88 are women.

All communities have access to health care and all health facilities (source: municipal directorate of health and social welfare).

### Education



There are 17 primary and lower secondary schools with 7,438 pupils and 524 teachers, three (3) secondary schools with 2,464 students and 796 teachers and one (1) kindergarten with 80 children and eight (8) teachers (source: municipal directorate of education).

# VITI/VITINA

## RELIGIOUS AND CULTURAL SITES



Viti/Vitina has 30 mosques. They were not damaged in the 1999 conflict and continued to function throughout this time. Five (5) new mosques have been built since 2003. There are six (6) Serbian Orthodox churches and one (1) Serbian Orthodox monastery. Out of the six (6) Serbian Orthodox churches, two (2) are in use, one (1) in Binçë/Binaç village and one (1) in Viti/Vitina town. The Orthodox Monastery in Buzovik/Buzovik village, a Special Protective Zone, the Orthodox Church Sveta Petka in Binaç/Binçë as well as Orthodox churches in Gërmovë/Grmovo, Podgorcë/Podgorce and Zhiti/Žitinje villages, were destroyed/desecrated in the aftermath of the 1999 conflict and were not reconstructed. There are six (6) Catholic churches, located in Viti/Vitina town and the villages of Letnicë/Letnica, Vërnez/Vrnez, Kabash/Kabaš, Binçë/Binaç and Stublla e Epërme/Gornja Stubla, all are in use (source: municipal development plan, religious representatives).

A total of 30 cultural heritage sites, eight (8) archaeological and 22 architectural, in Viti/Vitina municipality are included in the Ministry of Culture Youth and Sport list of sites under permanent/temporary protection.

## KEY FACTS

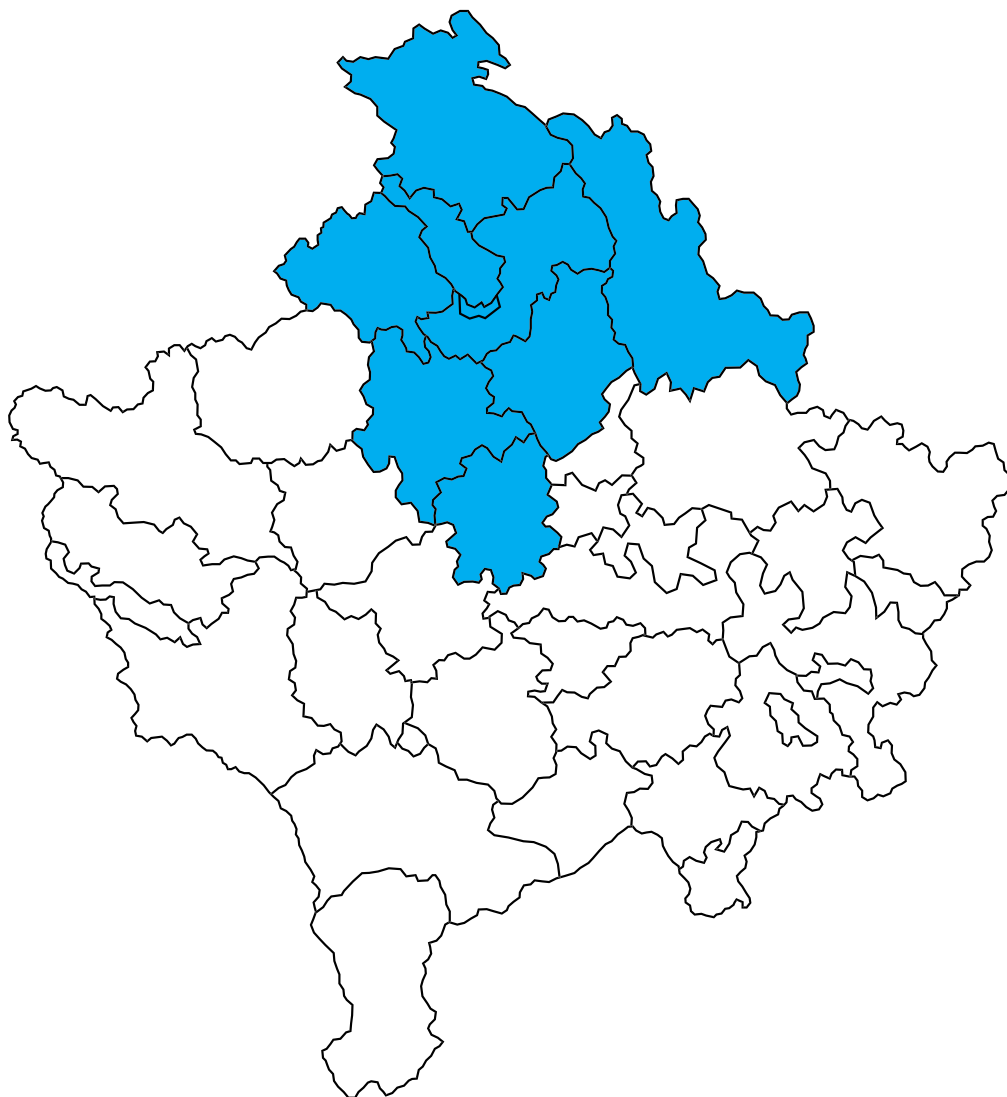


In Viti/Vitina there are:

- 27 seats in the municipal assembly distributed among 6 political entities
- 64 police officers
- 7 judges
- 1,328 teachers in 17 primary and 3 secondary schools and 1 kindergarten

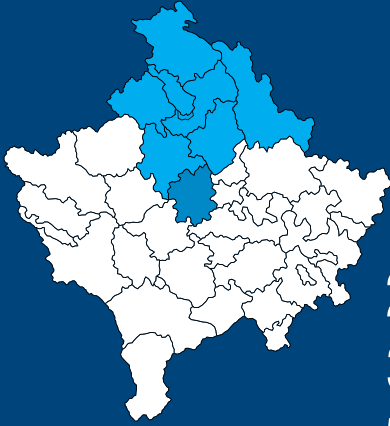
# MUNICIPAL PROFILES 2018

## MITROVICË/MITROVICA REGION



# GLLOGOC/GLOGOVAC

The OSCE regional centre Mitrovicë/Mitrovica covers nine (9) municipalities, including Gllogoc/Glogovac, and has teams working in all of them.



**290 km<sup>2</sup>** area  
**37** villages  
**58,531** population

## AREA AND POPULATION



The municipality of Gllogoc/Glogovac is located in central Kosovo. It covers an area of approximately 290 km<sup>2</sup> and includes Gllogoc/Glogovac town and 37 villages. According to the 2011 Kosovo Population and Housing Census, the total population is 58,531.

## Ethnic composition

1. Kosovo Albanians	58,445
2. Kosovo Bosniaks	14
3. Kosovo Turks	5
4. Kosovo Egyptians	2
5. Kosovo Serbs	2
6. Others	22
7. Not Specified	41

(source: Kosovo Agency of Statistics)

According to the census conducted in 1981, there were 40,447 Kosovo Albanians, 27 Kosovo Serbs and 5 Kosovo Montenegrins in the municipality; whereas according to the census conducted in 1991\*, there were 53,562 Kosovo Albanians, 23 Kosovo Serbs and 3 Kosovo Montenegrins in the municipality.

According to the UNHCR statistics, there are no registered returns in the municipality.

\*The 1991 census is not accepted by Kosovo Albanians as legitimate.

## GOVERNING STRUCTURES AND POLITICAL OVERVIEW

The total number of voters in Gllogoc/Glogovac municipality registered for the municipal elections held in October 2017 was 53,408<sup>1</sup>, including out-of-Kosovo voters. The voter turnout was 46.40% or 24,779 voters (source: Central Election Commission).

The 2017 municipal assembly election results were as follows:

44.64%	PDK Democratic Party of Kosovo
19.19%	NISMA Social Democratic Initiative
7.89%	IQVD Citizen Initiative Vision for Drenas
6.01%	Vetëvendosje! (Self-Determination) Movement
4.97%	AAK Alliance for Future of Kosovo
3.85%	LDK Democratic League of Kosovo
3.38%	AKR Alliance New Kosovo
3.05%	IQD Citizen Initiative for Drenas
2.28%	Independent candidate Hamit Kastrati*

The current seat distribution is as follows:

16* seats
5* seats
3 seats
2 seats
2 seats
1 seat
1 seat
1 seat
*

1. The overall population figure presented above is taken from the 2011 census (or authoritative estimates where the census figure is not available), whereas the voters list is a reflection of all people with a civil registration entry in the municipality. In some cases, the voters list figure is higher than or similar to the overall population number due to insufficient updating of the civil registry or a significant proportion of people registered in the municipality but actually living elsewhere or abroad.

\* Following the elections, one (1) NISMA member and one (1) independent candidate joined PDK.



# GLLOGOC/GLOGOVAC

## LEGISLATIVE



The municipal assembly has 31 seats distributed among eight (8) political entities, all members are Kosovo Albanian; ten (10) are women. The Municipal Assembly Chairperson is Labinot Halilaj (PDK).

## EXECUTIVE



### Structure of municipal executive and the executive's political affiliations.

The municipality is headed by Mayor Ramiz Lladrovci (PDK), re-elected for his second term as mayor with 59.04% of votes in the first round of the 2017 municipal elections. In the previous term, the mayor was Nexhat Demaku (PDK), who was elected in the first round of the 2013 municipal elections with 63.44% of the votes\*. Deputy Mayor is Gani Sylaj (PDK).

There are ten (10) municipal departments. Five (5) departments are run by women directors: general administration (PDK); culture, youth and sport (PDK); agriculture and economic development (PDK); municipal inspection (PDK); and public services and emergency (PDK), five (5) departments are run by men directors: health and social welfare (PDK); education (PDK); budget and finance (PDK); cadastre, geodesy and property (PDK); and urban planning and environmental protection (PDK). In the previous mandate (2013-2017), five (5) directors were women (source: municipal website).

\*On 4 December 2016, Glllogoc/Glogovac went to extraordinary elections (following the resignation of former Mayor Demaku), in which Mayor Lladrovci won 62.55% of votes in the second round.

## JUDICIARY



The Prishtinë/Priština Basic Court has a branch in Glllogoc/Glogovac with eight (8) judges, all are Kosovo Albanian; six (6) men and two (2) women (source: Kosovo Judicial Council).

Prishtinë/Priština Basic Prosecutor's Office covers the municipality.

## SECURITY PRESENCE



The Kosovo Police station in Glllogoc/Glogovac municipality has 82 police officers, all are Kosovo Albanian; 11 are women (source: Kosovo Police).

As for the international military presence, Finnish KFOR covers the area (source: KFOR).

## ECONOMY



The economy of Glllogoc/Glogovac municipality is mainly based on agriculture and small businesses. There are approximately 2,100 registered private businesses operating in the municipality. Approximately 5,100 people are employed in the private sector (source: municipal directorate for agriculture and economic development).

## PUBLIC SERVICES

### Infrastructure



The overall status of infrastructure in the municipality is assessed as good. All the main roads connecting villages with the urban centre are asphalted. Glllogoc/Glogovac town is connected to water and sewage systems, 35 villages are connected to water supply system, while 26 are connected to sewage system. Power supply is still a problem especially in the villages (source: municipal director of urban planning and environmental protection).

### Health



The primary health care system includes one (1) main family health centre, seven (7) family health centres and five (5) health care centres. The health sector has 177 employees, including doctors, nurses and support staff; 119 women and 58 men.

All residents have access to health care and health facilities (source: municipal directorate of health and social welfare).

### Education



There are 29 primary schools with 9,811 pupils and 787 teachers, two (2) secondary schools with 3,108 students and 183 teachers and one (1) kindergarten with 134 children and 22 teachers (source: municipal directorate of education).

## RELIGIOUS AND CULTURAL SITES



Glllogoc/Glogovac has 17 mosques. Seven (7) of them were damaged in the 1999 conflict and were reconstructed and ten (10) new ones have been built after the conflict. There is one (1) functional Catholic church in Lapushnik/Lapušnik village (source: President of Islamic Community in Glllogoc/Glogovac).

A total of 17 cultural heritage sites in Glllogoc/Glogovac municipality are included in the Ministry of Culture Youth and Sport list of sites under permanent/temporary protection.

## KEY FACTS

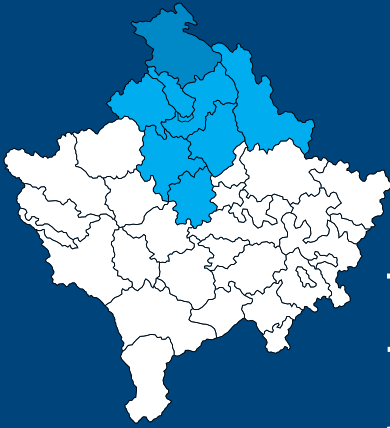


In Glllogoc/Glogovac there are:

- 31 seats in the municipal assembly distributed among 8 political entities
- 82 police officers
- 8 judges
- 992 teachers in 29 primary and 2 secondary schools and 1 kindergarten



# LEPOSAVIĆ/LEPOSAVIQ



750 km<sup>2</sup> area

72 villages

18,635 population

The OSCE regional centre Mitrovicë/Mitrovica covers nine (9) municipalities, including Leposavić/Leposaviq, and has teams working in all of them.

## AREA AND POPULATION



The municipality of Leposavić/Leposaviq is located in northern Kosovo. It covers an area of approximately 750 km<sup>2</sup> and includes Leposavić/Leposaviq town and 72 villages. No official data on population is available as the 2011 census was not conducted in the northern municipalities. According to the municipal administration, the total population is estimated at 18,635.

## Ethnic composition

1. Kosovo Serbs
2. Kosovo Albanians
3. Kosovo Bosniaks
4. Kosovo Roma  
Kosovo Ashkali

approximately 18,000  
approximately 270  
350  
12

(source: community representatives)

Since June 1999, the municipality has received displaced persons from all over Kosovo and now hosts approximately 2,500 of them. Most Kosovo Serb displaced persons live in private accommodation or with their relatives. Others live in collective centres in Leposavić/Leposaviq town and in Lešak/Leshak and Sočanica/Sočanice villages.

According to the census conducted in 1981, there were 858 Kosovo Albanians, 14,977 Kosovo Serbs and 79 Kosovo Montenegrins in the municipality; according to the census conducted in 1991\*, there were 951 Kosovo Albanians, 14,299 Kosovo Serbs and 89 Kosovo Montenegrins in the municipality.

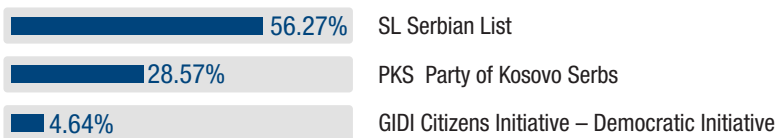
According to the UNHCR statistics, 257 displaced persons have returned to the municipality since 1999, of them 13 Kosovo Serbs and 244 Kosovo Albanians.

\*The 1991 census is not accepted by Kosovo Albanians as legitimate.

## GOVERNING STRUCTURES AND POLITICAL OVERVIEW

The total number of voters in Leposavić/Leposaviq municipality registered for the municipal elections held in October 2017 was 17,747<sup>1</sup>, including out-of-Kosovo voters. The voter turnout was 48.03% or 8,523 voters (source: Central Election Commission).

The 2017 municipal assembly election results were as follows:



The current seat distribution is as follows:

12 seats  
6 seats  
1 seat

1. The overall population figure presented above is taken from the 2011 census (or authoritative estimates where the census figure is not available), whereas the voters list is a reflection of all people with a civil registration entry in the municipality. In some cases, the voters list figure is higher than or similar to the overall population number due to insufficient updating of the civil registry or a significant proportion of people registered in the municipality but actually living elsewhere or abroad.

# LEPOSAVIĆ/LEPOSAVIQ

## LEGISLATIVE



The municipal assembly has 19 seats distributed among three (3) political entities, all members are Kosovo Serb; six (6) are women. The Municipal Assembly Chairperson is Nikola Lazović (SL).

## EXECUTIVE



### Structure of municipal executive and the executive's political affiliations.

The municipality is headed by Mayor Zoran Todić (SL), elected for his first term as mayor with 63.20% of votes in the first round of the 2017 municipal elections. In the previous mandate, the mayor was Dragan Jablanović (then Citizen Initiative Srpska), who was elected in the first round of the 2013 municipal elections with 51.48% of the votes cast. Deputy Mayor is Radoš Mihajlović (SL).

There are 13 municipal departments. Three (3) departments are run by women directors: administration (SL); budget and finance (SL) and health (not affiliated), ten (10) departments are run by men directors: agriculture and rural development (not affiliated); economic development (GIDI); cadastre and geodesy (SL); communities (Citizens' Initiative Together); culture, youth and sports (SL), education (SL); firefighters and inspection (SL); road infrastructure (GIDI); urban planning and inspection (SL) and social welfare (SL). In the previous mandate (2013-2017), five (5) directors were women.

## JUDICIARY



In February 2015, the parties engaged in the EU-facilitated Dialogue between Belgrade and Prishtinë/Priština reached an agreement on judiciary structures in northern Kosovo. The process of the integration of the Serbia-run judiciary into the legal system in Kosovo started on 24 October 2017.

There is one (1) Basic Court in Mitrovicë/Mitrovica with jurisdiction over seven (7) municipalities in the region, i.e. Mitrovicë/Mitrovica South, Mitrovica/Mitrovicë North, Leposavić/Leposaviq, Zubin Potok, Skenderaj/Srbica, Zvečan/Zvečan and Vushtrri/Vučitrn.

The Basic Court Mitrovicë/Mitrovica Branch in Leposavić/Leposaviq has three (3) Kosovo Serb judges; two (2) men and one (1) woman.

Mitrovicë/Mitrovica Basic Prosecutor's Office covers the municipality.

## SECURITY PRESENCE



The Kosovo Police station in Leposavić/Leposaviq municipality has 99 police officers, 94 are Kosovo Serb, one (1) Kosovo Bosniak and four (4) Kosovo Albanian assigned to Bistricë e Shalës/Šaljska Bistrica police substation; 14 are women.

As for the international military presence, Slovenian KFOR has a Liaison Monitoring Team - LMT covering the area (source: Kosovo Police).

## ECONOMY



The economy of Leposavić/Leposaviq municipality is predominantly based on agriculture and small trade businesses. There is no reliable data on the number of registered businesses and number of people employed in the private sector (source: municipal general administration).

## PUBLIC SERVICES

### Infrastructure



The overall status of infrastructure in the municipality is assessed as underdeveloped. However, a number of infrastructural projects, especially those that pertain to road infrastructure, have been implemented in the past several years with the financial assistance of local institutions, the Serbian Government and international organizations (source: municipal general administration).

### Health



The primary health care Serbia-run system includes one (1) health house and eight (8) village 'ambulantas' of which only two (2) units are operational. The health sector has 135 employees, including doctors, nurses and support staff; 103 women and 32 men.

There is also one (1) health unit in Kosovo Albanian village of Bistricë e Shalës/Šaljska Bistrica with three (3) medical staff, one (1) doctor and two (2) technical staff run by Kosovo institutions (source: municipal communities' officer).

All communities have access to health care and to health facilities (source: head of Leposavić/Leposaviq Health House).

# LEPOSAVIĆ/LEPOSAVIQ

## Education



There are three (3) primary schools with 1,281 pupils and 232 employees of which 170 teachers, two (2) secondary schools with 391 students and 124 employees of which 91 teachers and three (3) kindergartens with 638 children and 175 staff.

There is also one (1) primary school located in Kosovo Albanian village of Bistricë e Shalës/Šaljska Bistrica with 24 pupils and 16 employees of which ten (10) teachers.

The municipality also hosts three (3) faculties, education, sports and agronomy as well as two (2) colleges, economics and traffic. These faculties are part of the public university in northern Mitrovica/Mitrovicë (source: municipal general administration-officer dealing with education issues and kindergartens' directors).

## RELIGIOUS AND CULTURAL SITES



Leposavić/Leposaviq municipality has 16 Serbian Orthodox churches and three (3) monasteries, all three (3) monasteries are classified as Special Protective Zones. Seven (7) Serbian Orthodox churches have been renovated and nine (9) new ones are built after the conflict. There is one (1) mosque in the municipality, it was built after the conflict (source: local priest of the Serbian Orthodox Church, municipal communities' officer and municipal administration).

A total of 20 cultural heritage sites in Leposavić/Leposaviq municipality are included in the Ministry of Culture Youth and Sport list of sites under permanent/temporary protection..

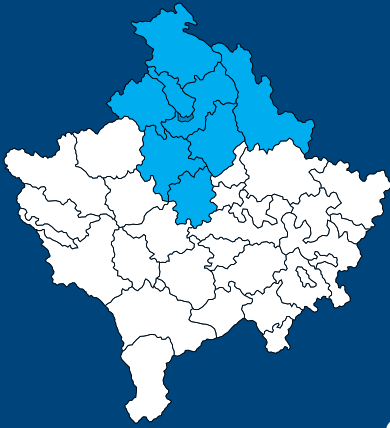
## KEY FACTS



In Leposavić/Leposaviq there are:

- 19 seats in the municipal assembly distributed amongst 3 political entities
- 99 police officers
- 3 judges
- 541 employees in 4 primary and 2 secondary schools and 3 kindergartens

# MITROVICA/MITROVICË NORTH



The OSCE regional centre Mitrovicë/Mitrovica covers nine (9) municipalities, including Mitrovica/Mitrovicë North where the centre's second office is located, and has teams in all of them.

29,460<sub>population</sub>

## AREA AND POPULATION



The municipality of Mitrovica/Mitrovicë North is located in northern Kosovo. It includes Mitrovica/Mitrovicë North and adjacent cadastral zones. No official data on population is available as the 2011 census was not conducted in the four northern Kosovo Serb-majority municipalities. However, according to the most recent estimates, Mitrovica/Mitrovicë North has approximately 29,460 inhabitants

## Ethnic composition

	approximately
1.Kosovo Serbs	22,530*
2.Kosovo Albanians	4,900
3.Kosovo Bosniaks	1,000
4.Kosovo Gorani	580
5.Kosovo Turks	210
6.Kosovo Roma	200
7.Kosovo Ashkali	40

(source: UNMIK Administration in Mitrovica Local Communities Office – February 2010)

\*(of which 5,000 to 7,000 are persons displaced from elsewhere in Kosovo).

According to the census conducted in 1981, there were 66,528 Kosovo Albanians, 25,929 Kosovo Serbs and 2,000 Kosovo Montenegrins in the municipality of Titova Mitrovica (which included both of the current municipalities of Mitrovicë/Mitrovica South and Mitrovica/Mitrovicë North); according to the census conducted in 1991\*, there were 82,837 Kosovo Albanians, 9,482 Kosovo Serbs and 1,216 Kosovo Montenegrins in the municipality of Kosovska Mitrovica (which included both of the current municipalities of Mitrovicë/Mitrovica South and Mitrovica/Mitrovicë North). Mitrovica/Mitrovicë North was not a separate municipality neither in 1981 nor in 1991 and therefore specific data for Mitrovica/Mitrovicë North from the censuses conducted in these years are not available.

According to the UNHCR statistics, 381 displaced persons have returned to the municipality since 2008, of them 40 Kosovo Serbs, one (1) Kosovo Roma, seven (7) Kosovo Ashkali and Kosovo Egyptians, eight (8) Kosovo Bosniaks, 308 Kosovo Albanians and 17 Kosovo Turks.

\*The 1991 census is not accepted by Kosovo Albanians as legitimate.

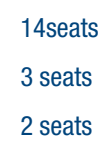
## GOVERNING STRUCTURES AND POLITICAL OVERVIEW

The total number of voters in Mitrovica/Mitrovicë North municipality registered for the municipal elections held in 2017 was 21,797<sup>1</sup>, including out-of-Kosovo voters. The voter turnout was 39.45% or 8,598 voters (source: Central Election Commission).

The 2017 municipal assembly election results were as follows:



The current seat distribution is as follows:



1. The overall population figure presented above is taken from the 2011 census (or authoritative estimates where the census figure is not available), whereas the voters list is a reflection of all people with a civil registration entry in the municipality. In some cases, the voters list figure is higher than or similar to the overall population number due to insufficient updating of the civil registry or a significant proportion of people registered in the municipality but actually living elsewhere or abroad.

# MITROVICA/MITROVICË NORTH

## LEGISLATIVE



The municipal assembly has 19 seats distributed amongst three (3) political entities, 17 members are Kosovo Serb, two (2) are Kosovo Albanian; seven (7) are women. The Municipal Assembly Chairperson is Dejan Gurešić (SL) and the Deputy Chairperson of the Municipal Assembly for Communities is Bashkim Cimili (PDK).

## EXECUTIVE



### Structure of municipal executive and the executive's political affiliations.

The municipality is headed by Mayor Goran Rakić (SL), re-elected for his second term as mayor with 67.45% of votes in the first round of the 2017 municipal elections. In the re-run of the 2013 municipal elections, held in February 2014, Mayor Rakić won with 52.84% of the votes in the first round. Deputy Mayor is Aleksandar Spirić (SL), while Deputy Mayor for Communities has not yet been appointed.

Although the municipal statute foresees the establishment of sixteen (16) municipal departments, in September 2018 the municipality operated with seven (7) departments formed in conjunction with the Mitrovica North Administrative Office established in 2012. These departments are: general administration; finance, budget and economic development; public services, infrastructure, inspections and emergency situations; urbanism, cadastre and geodesy; education, culture, youth and sport; social welfare and health; and local civil affairs and public relations, of them three (3) are women. Directors are officially not politically affiliated.

## JUDICIARY



In February 2015, the parties engaged in the EU-facilitated Dialogue between Belgrade and Prishtinë/Priština reached an agreement on integrated judiciary in northern Kosovo. The process of the integration of the previously existing Serbia-run judiciary into the legal system in Kosovo started on 24 October 2017.

As a result, there is one Basic Court Mitrovicë/Mitrovica with jurisdiction over seven (7) municipalities in the region, i.e. Mitrovicë/Mitrovica South, Mitrovica/Mitrovicë North, Leposavić/Leposaviq, Zubin Potok, Skenderaj/Srbica, Zvečan/Zveçan, Vushtrri/Vučitrn. The Basic Court Mitrovica/Mitrovicë operates in two separate buildings, one in Mitrovicë/Mitrovica South and one in Mitrovica/Mitrovicë North. The premises located in the Mitrovica/Mitrovicë North accommodate the serious crimes department (dealing with criminal offences punishable by ten (10) and more years of imprisonment), and the general crimes department. The premises located in the Mitrovicë/Mitrovica South contain the civil matters department, minor offences department and the department for the juveniles.

The Basic Court Mitrovica/Mitrovicë has a total of 32 judges, 15 Kosovo Albanian and 17 Kosovo Serb. The court house in Mitrovica/Mitrovicë North has 17 judges, eight (8) Kosovo Albanian and nine (9) Kosovo Serb.

The Appellate Division is also located in the building in Mitrovica/Mitrovicë North, with jurisdiction over appeals originating from the following ten (10) municipalities: Mitrovica/Mitrovicë North, Leposavić/ Leposaviq, Zvečan/Zveçan, Zubin Potok, Gračanica/Gračanicë, Klokot/Klllokot, Ranilug/Ranillug, Štrpce/Shtërpçë, Novo Brdo/Novobërdë, Parteš/Partesh. It has seven (7) judges, two (2) Kosovo Albanian and five (5) Kosovo Serb.

The Mitrovicë/Mitrovica Basic Prosecutor's Office covers the seven (7) municipalities mentioned above. It has 20 prosecutors, ten (10) Kosovo Albanian and ten (10) Kosovo Serb; 11 are women. The Prosecution Office is located in Mitrovica/Mitrovicë North (source: basic court and prosecution officials).

## SECURITY PRESENCE



Mitrovica/Mitrovicë North municipality is the seat of the northern Kosovo Police regional headquarters and the municipal police station. The regional Kosovo Police headquarters, including intervention and traffic units, has 125 police officers: 106 Kosovo Serb, eight (8) Kosovo Albanian, eight (8) Kosovo Bosniak, one (1) Kosovo Turk and two (2) Kosovo Montenegrin; 13 are women.

The municipal police station has 141 police officers, 120 Kosovo Serb, 18 Kosovo Albanian, one (1) Kosovo Bosniak, one (1) Kosovo Turk and one (1) Kosovo Montenegrin; 11 are women.

As for the international military presence, multinational KFOR troops cover the area (source: Kosovo Police).

## ECONOMY



The economy of Mitrovica/Mitrovicë North predominantly relies on publicly owned enterprises, local administration, as well as assistance from the Serbian government and foreign (EU) donations. There are also a few hundred small businesses which provide goods and services (source: OSCE Field Support Section).

## PUBLIC SERVICES

### Infrastructure



All the main roads are asphalted in Mitrovica/Mitrovicë North. The urban area of Mitrovica/Mitrovicë North and the adjacent cadastral zones are connected to Mitrovicë/Mitrovica regional water and sewage supply systems (source: OSCE Field Support Section)

# MITROVICA/MITROVICË NORTH

## Health



In Mitrovica/Mitrovicë North, there is one Serbia-run (1) clinic-medical centre and one (1) health house. The centre serves as the main health institution for Kosovo Serbs from across Kosovo. There is also a polyclinic that provides health care services for students within the university complex. Additionally, another Serbia-run health facility is located in the ethnically-mixed neighborhood of Suvi Do/Suhodol (source: hospital in Mitrovica/Mitrovicë North and students' polyclinic).

All communities have access to health care, whereas Kosovo Albanians mainly utilize services provided by the hospital located in Mitrovicë/Mitrovica South. Kosovo Albanians of the mixed community neighbourhood of Mikronaselje/Kodra e Minatorëve have access to the health center located in their neighborhood, which formally belongs to the Mitrovicë/Mitrovica South health system. Here one (1) doctor and one (1) nurse work regularly, while a pediatrician visits once a week (source: community representative).

## Education



There are seven (7) primary schools with 1,706 pupils and 165 teachers, six (6) secondary schools with 1,325 students and 271 teachers, including support staff and school management, one (1) kindergarten with preschool facility with 563 pupils and 46 teachers, and one (1) specialized school "Kosovski Bozur," which provides elementary and secondary education for children and youth with special needs, with 46 pupils and 37 employees. The majority of students are Kosovo Serb, with a number of Kosovo Bosniaks, Kosovo Gorani and Kosovo Roma also attending the school system in the municipality. Following the conflict in 1999, the Serbian language University in Prishtinë/Priština relocated to Mitrovica/Mitrovicë North, where it still operates (source: Open-data Portal of Ministry of Education, Science and Technological Development, last update in October 2017).

Kosovo Albanian students access schools located in Mitrovicë/Mitrovica South. In addition, there are two (2) classes with 18 pupils and six (6) employees located in the mixed community neighbourhood Mikronaselje/Kodra e Minatorëve, although these classes officially belong to the Mitrovicë/Mitrovica South-based school "Aziz Sylejmani" (source: school director).

## RELIGIOUS AND CULTURAL SITES



There are two (2) Serbian Orthodox churches in the municipality, both have been built after the conflict. There are two (2) mosques in the municipality. One (1) existed before the conflict and a new one (1) was built in Suvi Do/Suhodol village in 2016. One (1) mosque that previously existed in Mitrovica/Mitrovicë North was destroyed during the conflict and has not been reconstructed (source: Serbian Orthodox Church and Islamic Community representatives).

One (1) cultural heritage site in Mitrovica/Mitrovicë North municipality is included in the Ministry of Culture Youth and Sport list of sites under permanent/temporary protection.

## KEY FACTS

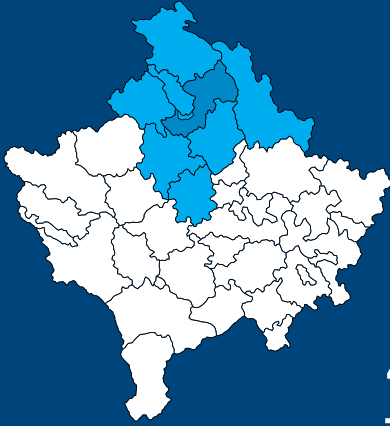


In Mitrovica/Mitrovicë North there are:

- 19 seats in the municipal assembly distributed amongst 3 political entities
- 141 police officers in the stations and 125 in the regional command
- 32 judges in the Basic Court, 17 in Mitrovica/Mitrovicë North courthouse, 7 in the Appellate Court and 20 prosecutors
- 482 teachers in 7 primary and 6 secondary schools and 1 kindergarten and 37 employees in 1 specialized school
- 1 public university



# MITROVICË/MITROVICA SOUTH



40 villages  
71,909 population

The OSCE regional centre Mitrovicë/Mitrovica covers nine (9) municipalities, including Mitrovicë/Mitrovica South where the centre is located, and has teams in all of them.

## AREA AND POPULATION



The municipality of Mitrovicë/Mitrovica South is located in northern Kosovo, south of Ibër/Ibar river. It includes Mitrovicë/Mitrovica South town and some 40 villages. According to the 2011 Kosovo Population and Housing Census, the total population is 71,909.

## Ethnic composition

1. Kosovo Albanians	69,497
2. Kosovo Ashkali	647
3. Kosovo Roma	528
4. Kosovo Turks	518
5. Kosovo Bosniaks	416
6. Kosovo Gorani	23
7. Kosovo Serbs	14
8. Kosovo Egyptians	6
9. Other	47
10. Not Specified	213

(source: Kosovo Agency of Statistics)

According to the census conducted in 1981, there were 66,528 Kosovo Albanians, 25,929 Kosovo Serbs and 2,000 Kosovo Montenegrins in the municipality of Titova Mitrovica (which included both of the current municipalities of Mitrovicë/Mitrovica South and Mitrovica/Mitrovicë North); according to the census conducted in 1991\*, there were 82,837 Kosovo Albanians, 9,482 Kosovo Serbs and 1,216 Kosovo Montenegrins in the municipality of Kosovska Mitrovica (which included both of the current municipalities of Mitrovicë/Mitrovica South and Mitrovica/Mitrovicë North). Mitrovica/Mitrovicë South was not a separate municipality neither in 1981 nor in 1991 and therefore specific data for Mitrovica/Mitrovicë South from the censuses conducted in these years are not available.

According to the UNHCR statistics, 1,561 displaced persons have returned to the municipality since 1999, of them 43 Kosovo Serbs, 797 Kosovo Roma, 446 Kosovo Ashkali and Kosovo Egyptians, 46 Kosovo Bosniaks, 228 Kosovo Albanians and one (1) Kosovo Turk.

\*The 1991 census is not accepted by Kosovo Albanians as legitimate.

## GOVERNING STRUCTURES AND POLITICAL OVERVIEW

The total number of voters in Mitrovicë/Mitrovica South municipality registered for the municipal elections held in 2017 (1<sup>st</sup> round in October and 2<sup>nd</sup> round in November) was 79,042<sup>1</sup>, including out-of-Kosovo voters. The voter turnout in 1<sup>st</sup> round was 40.35% or 31,890 voters and in 2<sup>nd</sup> round it was 37.31% or 29,489 voters (source: Central Election Commission).

The 2017 municipal assembly election results were as follows:

29.00%	PDK Democratic Party of Kosovo
20.24%	LDK Democratic League of Kosovo
17.57%	AKR Alliance New Kosovo
16.93%	Vetëvendosje! (Self-Determination) Movement
5.64%	AAK Alliance for Future of Kosovo
3.64%	NISMA Social Democratic Initiative
3.04%	PD Justice Party

The current seat distribution is as follows:

11 seats
7 seats
7 seats
6 seats
2 seats
1 seat
1 seat

1. The overall population figure presented above is taken from the 2011 census (or authoritative estimates where the census figure is not available), whereas the voters list is a reflection of all people with a civil registration entry in the municipality. In some cases, the voters list figure is higher than or similar to the overall population number due to insufficient updating of the civil registry or a significant proportion of people registered in the municipality but actually living elsewhere or abroad.



# MITROVICË/MITROVICA SOUTH

## LEGISLATIVE



The municipal assembly has 35 seats distributed among seven (7) political entities, all members are Kosovo Albanian; 13 are women. The Municipal Assembly Chairperson is Jeton Ujkani (AKR).

## EXECUTIVE



### Structure of municipal executive and the executive's political affiliations.

The municipality is headed by Mayor Agim Bahtiri (AKR), re-elected for his second term as mayor with 57.41% of votes in the second round of the 2017 municipal elections. In the 2013 municipal elections, Mayor Bahtiri won with 52.27% of votes in the second round. Deputy Mayor is Faruk Mujka (Vetëvendosje!). There are 14 municipal departments. Two (2) departments are run by women directors: health (AKR) and European integration and social welfare (Vetëvendosje!), 12 departments are run by men directors: administration (Vetëvendosje!); education (AKR); finance and economic development (Vetëvendosje!); urbanism and spatial planning (AKR); cadastre, property and geodesy (AKR); public services and infrastructure (AKR); agriculture and rural development (Vetëvendosje!); environmental protection (AAK); inspection (NISMA); protection and rescue (AAK); culture, youth and sport (LDK); and procurement (LDK). In the previous mandate (2013-2017), one (1) director was a woman (source: municipal information office).

## JUDICIARY



In February 2015, the parties engaged in the EU-facilitated Dialogue between Belgrade and Prishtinë/Priština reached an agreement on integrated judiciary in northern Kosovo. The process of the integration of the previously existing Serbia-run judiciary into the legal system in Kosovo started on 24 October 2017.

As a result, there is one Basic Court Mitrovicë/Mitrovica with jurisdiction over seven (7) municipalities in the region, i.e. Mitrovicë/Mitrovica South, Mitrovica/Mitrovicë North, Leposavić/Leposaviq, Zubin Potok, Skenderaj/Srbica, Zvečan/Zveçan, Vushtrri/Vučitrn. The Basic Court Mitrovica/Mitrovicë operates in two separate buildings, one in Mitrovicë/Mitrovica South and one in Mitrovica/Mitrovicë North. The premises located in the Mitrovica/Mitrovicë North accommodate the serious crimes department (dealing with criminal offences punishable by ten (10) and more years of imprisonment), and the general crimes department. The premises located in the Mitrovicë/Mitrovica South contain the civil matters department, minor offences department and the department for the juveniles.

The Basic Court Mitrovica/Mitrovicë has a total of 32 judges, 15 Kosovo Albanian and 17 Kosovo Serb. The court house in Mitrovica/Mitrovicë South has 15 judges, seven (7) Kosovo Albanian and eight (8) Kosovo Serb.

The Mitrovicë/Mitrovica Basic Prosecutor's Office covers the seven (7) municipalities mentioned above, including Mitrovicë/Mitrovica South. It has 20 prosecutors, ten (10) Kosovo

Albanian and ten (10) Kosovo Serb; 11 are women. The Prosecution Office is located in Mitrovica/Mitrovicë North (source: basic court and prosecution officials).

## SECURITY PRESENCE



Mitrovicë/Mitrovica South municipality is the seat of the regional police headquarters and the municipal police station. The regional police headquarters has 129 police officers, 126 Kosovo Albanian and three (3) Kosovo Serb; 11 are women.

The municipal police station, including the substation in Svinjarë/Svinjare village and a contact office in "Roma Mahalla", has 110 police officers, 109 Kosovo Albanian and one (1) Kosovo Bosniak; 21 are women (source: Kosovo Police).

As for the international military presence, multi-national KFOR troops cover the area (source: KFOR).

## ECONOMY



The economy of Mitrovicë/Mitrovica South municipality is predominantly based on agriculture, trade and small businesses. The Trepça/Trepča mining complex, functioning at a limited capacity, remains the largest employer. There are approximately 7,000 registered private businesses operating in the municipality and approximately 10,000 persons employed in the private sector (source: municipal business registration centre).

## PUBLIC SERVICES

### Infrastructure



The overall status of infrastructure in the municipality is assessed as good. All the main roads connecting villages with the urban centre are asphalted. Mitrovicë/Mitrovica South city and 26 villages are connected to water supply and sewage systems. Power supply is still a problem, especially in the villages and in wintertime (source: municipal development plan).

### Health



The health care system includes one (1) regional hospital, one (1) main family health centre and 23 health houses. The health sector has 583 employees, including doctors, nurses and support staff; 290 women and 293 men. There is one (1) health house in the mainly Kosovo Roma, Kosovo Ashkali and Kosovo Egyptian inhabited neighbourhood "Roma Mahalla". These residents also access healthcare services of Mitrovica/Mitrovicë North.

All communities have access to health care (source: municipal directorate of health).

# MITROVICË/MITROVICA SOUTH

## Education



There are 27 primary schools with 12,049 pupils and 1,162 teachers and technical staff, four (4) secondary schools with 4,526 students and 335 teachers and technical staff and one (1) kindergarten with 339 children and 42 teachers. There is also one (1) primary and secondary music school with 272 students and 32 teachers and one (1) specialized school with 52 students and 19 teachers (source: municipal directorate of education).

Mitrovicë/Mitrovica South also hosts the public university "Isa Boletini," with six (6) faculties, providing education for around 4,000 students (source: University's information and public relations office).

A considerable number of Kosovo Roma pupils residing in Roma Mahalla attend schools in Mitrovica/Mitrovicë North. Education instruction in Turkish language is available in primary school 'Andon Zako Çajupi', whereas teaching in Bosnian language is available in primary school 'Bedri Gjinaj' and secondary school Gymnasium 'Frang Bardhi.'

## RELIGIOUS AND CULTURAL SITES



Mitrovicë/Mitrovica South municipality has 15 mosques. Four (4) were destroyed/damaged in the 1999 conflict and have been reconstructed in its aftermath, and 11 have been built after the conflict. There are also two (2) tekkes that were not damaged/destroyed and are in use. There is one (1) Serbian Orthodox church in the municipality. It was damaged/destroyed during the March 2004 riots and reconstructed in the 2009, and is functional. There are two (2) Catholic churches in the municipality, one (1) was not destroyed and is functional, the other one is damaged/destroyed and not reconstructed.

A total of 41 cultural heritage sites in Mitrovicë/Mitrovica South municipality are included in the Ministry of Culture Youth and Sport list of sites under permanent/temporary protection (source: Islamic community representative, Serbian Orthodox priest and Catholic priest).

## KEY FACTS

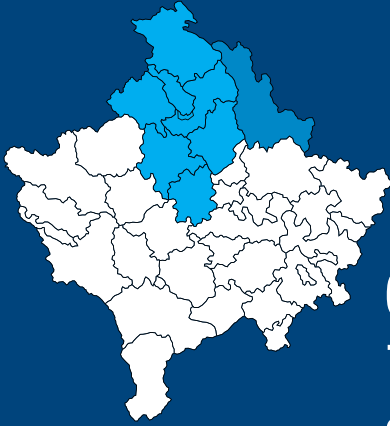


In Mitrovicë/Mitrovica South there are:

- 35 seats in the municipal assembly distributed amongst 7 political entities
- 110 police officers in the stations and 129 in the regional command
- 32 judges in the Basic Court and 15 judges in Mitrovicë/Mitrovica South court house and 20 prosecutors
- 1,590 teachers and technical staff in 27 primary and 4 secondary schools, 1 specialized school, 1 music school and 1 kindergarten
- It has the only Olympic stadium in Kosovo
- 1 public university

# PODUJEVË/PODUJEVO

The OSCE regional centre Mitrovicë/Mitrovica covers nine (9) municipalities, including Podujevë/Podujevo, and has teams working in all of them.



663 km<sup>2</sup> area

77 villages

88,499 population

## AREA AND POPULATION



The municipality of Podujevë/Podujevo is located in north-eastern Kosovo. It covers an area of approximately 663 km<sup>2</sup> and includes Podujevë/Podujevo town as well as 77 villages. According to the 2011 Kosovo Population and Housing Census, the total population is 88,499.

## Ethnic composition

1. Kosovo Albanians	87,523
2. Kosovo Ashkali	680
3. Kosovo Roma	74
4. Kosovo Bosniaks	33
5. Kosovo Serbs	12
6. Kosovo Turks	5
7. Kosovo Egyptians	2
8. Other	43
9. Not specified	127

(source: Kosovo Agency of Statistics)

According to the census conducted in 1981, there were 72,092 Kosovo Albanians, 2,242 Kosovo Serbs and 615 Kosovo Montenegrins in the municipality; according to the census conducted in 1991\*, there were 91,005 Kosovo Albanians, 1,118 Kosovo Serbs and 320 Kosovo Montenegrins in the municipality.

According to the UNHCR statistics, 82 displaced persons have returned to the municipality since, all of them Kosovo Ashkali and Kosovo Egyptians.

\*The 1991 census is not accepted by Kosovo Albanians as legitimate.

## GOVERNING STRUCTURES AND POLITICAL OVERVIEW

The total number of voters in Podujevë/Podujevo municipality registered for the municipal elections held in 2017 (1<sup>st</sup> round in October and 2<sup>nd</sup> round in November) was 84,088<sup>1</sup>, including out-of-Kosovo voters. The voter turnout in 1<sup>st</sup> round was 47.75% or 40,155 voters and in 2<sup>nd</sup> round it was 38.04% or 31,991 voters (source: Central Election Commission).

The 2017 municipal assembly election results were as follows:

42.07%	LDK Democratic League of Kosovo
24.41%	Vetëvendosje! (Self-Determination) Movement
20.14%	PDK Democratic Party of Kosovo
6.19%	AAK Alliance for Future of Kosovo
1.92%	OBKD Organization of Democratic National Front
1.37%	PD Justice Party

The current seat distribution is as follows:

15 seats
9 seats
7 seats
2 seats
1 seat
1 seat

1. The overall population figure presented above is taken from the 2011 census (or authoritative estimates where the census figure is not available), whereas the voters list is a reflection of all people with a civil registration entry in the municipality. In some cases, the voters list figure is higher than or similar to the overall population number due to insufficient updating of the civil registry or a significant proportion of people registered in the municipality but actually living elsewhere or abroad.

# PODUJEVË/PODUJEVO

## LEGISLATIVE



The municipal assembly has 35 seats distributed among six (6) political parties. All members are Kosovo Albanian; 12 are women. The Municipal Assembly Chairperson is Fatmir Gashi (LDK).

## EXECUTIVE



### Structure of municipal executive and the executive's political affiliations.

The municipality is headed by Mayor Agim Veliu (LDK), was re-elected for his third term as a mayor with 63.78% of votes in the second round of the 2017 municipal elections. In the 2013 municipal elections, Mayor Veliu won with 50.16% of votes in the first round. Deputy Mayor is Nexhmi Rudari (LDK). There are 11 municipal departments. One (1) department is run by a woman director: culture, youth and sport (LDK), ten (10) departments are run by men directors: general administration (LDK); health and social welfare (LDK); education (LDK); budget and finance (LDK); cadastre, geodesy and property (LDK); public services and emergency (LDK); municipal inspection (LDK); urban planning and environmental protection (LDK); agriculture, forestry and rural development (LDK); and planning and economic development (LDK). In the previous mandate (2013-2017), two (2) directors were women (source: municipal information office).

## JUDICIARY



Prishtinë/Priština Basic Court has a branch in Podujevë/Podujevo with six (6) judges, all Kosovo Albanian men (source: Kosovo Judicial Council).

Prishtinë/Priština Basic Prosecutor's Office covers the municipality.

## SECURITY PRESENCE



The Kosovo Police station in Podujevë/Podujevo municipality has 81 police officers, 79 Kosovo are Albanian and two (2) are Kosovo Ashkali; ten (10) are women. Of them, 65 police officers are stationed in Podujevë/Podujevo police station and 16 in Orllan/Orlane police sub-station (source: Kosovo Police).

As for the international military presence, US KFOR and Hungarian LMT cover the area (source: KFOR).

## ECONOMY



The economy of Podujevë/Podujevo municipality is predominantly based on trade, food processing, agriculture, bricks and metal parts production, and small businesses. There are some 4,600 registered private businesses operating in the municipality. The estimated number of persons employed in the private sector is 6,000 (source: municipal directorate of economic development and planning).

## PUBLIC SERVICES

### Infrastructure



The overall status of infrastructure in the municipality is assessed as good. Most of the main roads connecting villages with the urban centre are asphalted. Podujevë/Podujevo town and 55 out of 77 villages are connected to water supply and sewage systems. Power supply is still a problem especially in the villages and in the wintertime (source: municipal directorate of public services and emergency).

### Health



The primary health care system includes one (1) main municipal family health centre, four (4) family health centres and 19 primary health care stations. Health sector has 246 employees, including doctors, nurses and support staff; 160 women and 86 men. Kosovo Serbs predominantly receive primary medical care in the family medicine centre in Orllan/Orlane village, for secondary care they mostly go to larger Serbia-run healthcare facilities elsewhere in Kosovo.

All communities have access to health care and all health facilities (source: municipal directorate of health and social welfare).

### Education



There are 37 primary schools with 14,520 pupils and 1,162 teachers and technical staff, three (3) secondary schools with 4,775 students and 287 teachers and technical staff and one (1) kindergarten with 65 pupils and 15 teachers and technical staff (source: municipal directorate of education).

# PODUJEVË/PODUJEVO

## RELIGIOUS AND CULTURAL SITES



Podujevë/Podujevo has 40 mosques, four (4) were destroyed in the 1999 conflict and reconstructed afterwards, 18 new mosques have been built after the conflict. There is one (1) Serbian Orthodox church, damaged during the March 2004 riots and reconstructed in 2010, currently not in use, but guarded by the Kosovo Police. There are also one (1) tekke and one (1) Catholic church in the municipality, both not functional (source: Islamic community representative and head of municipal office for communities and return).

A total of 31 cultural heritage sites in Podujevë/Podujevo municipality are included in the Ministry of Culture Youth and Sport list of sites under permanent/temporary protection.

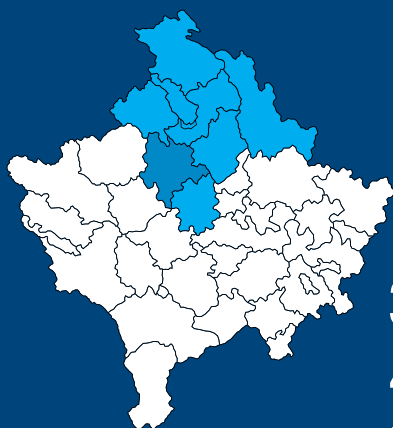
## KEY FACTS



In Podujevë/Podujevo there are:

- 35 seats in the municipal assembly distributed among 6 political entities
- 81 police officers
- 6 judges
- 1,464 teachers and technical staff in 37 primary and 3 secondary schools and 1 kindergarten

# SKENDERAJ/SRBICA



378 km<sup>2</sup><sub>area</sub>

48<sub>villages</sub>

50,858<sub>population</sub>

The OSCE regional centre Mitrovicë/Mitrovica covers nine (9) municipalities, including Skenderaj/Srbica, and has teams working in all of them.

## AREA AND POPULATION



The municipality of Skenderaj/Srbica is located in north-western Kosovo. It covers an area of approximately 378 km<sup>2</sup> and includes Skenderaj/Srbica town and 48 villages. According to the 2011 Kosovo Population and Housing Census, the total population is 50,858.

## Ethnic composition

1. Kosovo Albanians	50,685
2. Kosovo Serbs	50
3. Kosovo Bosniaks	42
4. Kosovo Ashkali	10
5. Kosovo Egyptians	1
6. Kosovo Turks	1
7. Other	5
8. Not Specified	64

(source: Kosovo Agency of Statistics)

According to the census conducted in 1981, there were 45,504 Kosovo Albanians, 1,104 Kosovo Serbs and 136 Kosovo Montenegrins in the municipality; according to the census conducted in 1991\*, there were 54,437 Kosovo Albanians, 713 Kosovo Serbs and 99 Kosovo Montenegrins in the municipality.

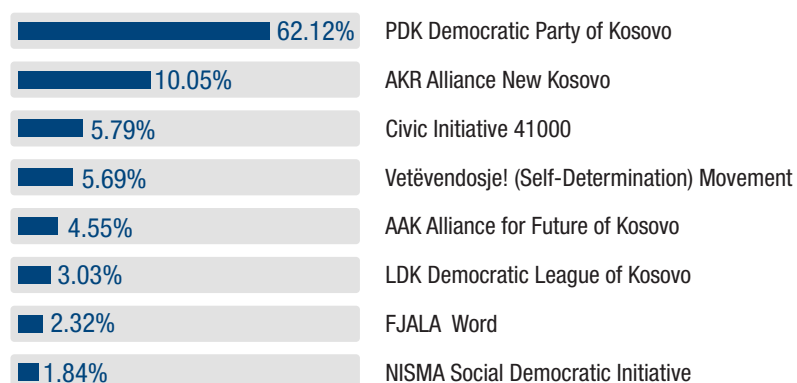
According to the UNHCR statistics, 86 displaced persons have returned to the municipality since 1999, of them 79 Kosovo Serbs, six (6) Kosovo Ashkali and Kosovo Egyptians and one (1) Kosovo Albanian.

\*The 1991 census is not accepted by Kosovo Albanians as legitimate.

## GOVERNING STRUCTURES AND POLITICAL OVERVIEW

The total number of voters in Skenderaj/Srbica municipality registered for the municipal elections held in 2017 was 54,970<sup>1</sup>, including out-of-Kosovo voters. The voter turnout was 31.59% or 17,365 voters (source: Central Election Commission).

The 2017 municipal assembly election results were as follows:



The current seat distribution is as follows:

20 seats
3 seats
2 seats
2 seats
1 seat
1 seat
1 seat
1 seat

1. The overall population figure presented above is taken from the 2011 census (or authoritative estimates where the census figure is not available), whereas the voters list is a reflection of all people with a civil registration entry in the municipality. In some cases, the voters list figure is higher than or similar to the overall population number due to insufficient updating of the civil registry or a significant proportion of people registered in the municipality but actually living elsewhere or abroad.



# SKENDERAJ/SRBICA

## LEGISLATIVE



The municipal assembly has 31 seats distributed among eight (8) political entities. All members are Kosovo Albanian; nine (9) are women. The Municipal Assembly Chairperson is Fatbardha Haliti (PDK).

## EXECUTIVE



### Structure of municipal executive and the executive's political affiliations.

The municipality is headed by Mayor Bekim Jashari (independent), elected for his first term as mayor with 85.52% of votes in the first round of the 2017 municipal elections. In the previous term, the mayor was Sami Lushtaku (PDK), who was elected in the first round of the 2013 municipal elections with 88.21% of the votes. Deputy Mayor is Nuredin Lushtaku (PDK). There are nine (9) municipal departments. Two (2) departments are run by women directors: geodesy, cadastre, and property (PDK) and urban planning and environmental protection (PDK), seven (7) departments are run by men directors: economy, finance, and development (PDK); education (PDK); culture, youth and sport (PDK); health and social welfare (PDK); public services (PDK); agriculture and rural development (PDK); and administration and personnel (PDK). In the previous mandate (2013-2017), one (1) director was a woman (source: municipal web site).

## JUDICIARY



Mitrovicë/Mitrovica Basic Court has a branch in Skenderaj/Srbica with six (6) judges, all Kosovo Albanian men (source: Kosovo Judicial Council).

Mitrovicë/Mitrovica Basic Prosecutor's Office covers the municipality.

## SECURITY PRESENCE



The Kosovo Police station in Skenderaj/Srbica municipality has 88 police officers: 86 are Kosovo Albanian, one (1) is Kosovo Serb and one (1) is Kosovo Ashkali; seven (7) are women. Of them, 79 officers are stationed in Skenderaj/Srbica police station and nine (9) in the police sub-station in Suvo Grlo/Syriganë village.

As for the international military presence, Slovenian KFOR LMT covers the area (source: Kosovo police).

## ECONOMY



The economy of Skenderaj/Srbica municipality is predominantly based on agriculture, brick and flour production and small trade businesses. There are approximately 3,000 registered private businesses operating in the municipality. There is no reliable data on the number of people employed in the private sector (source: municipal office for business registration).

## PUBLIC SERVICES

### Infrastructure



The overall status of the infrastructure in the municipality is assessed as good. Approximately 92% of the roads connecting villages with the urban centre are asphalted. Skenderaj/Srbica town and seven (7) out of 48 villages are connected to water supply system. Power supply and sewage system are still a problem, especially in the villages (source: municipal director of urban planning and environmental protection).

### Health



The primary health care system includes one (1) main family health centre, five (5) centres for family medicine and seven (7) primary health stations. The health sector has 176 employees, including doctors, nurses and support staff; 93 women and 83 men.

One (1) Serbia-run healthcare facility is located in Suvo Grlo/Syriganë (source: municipal office for communities and returns).

All communities have access to health care and all health facilities (source: municipal directorate of health and social welfare).

### Education



There are 23 primary schools with 8,700 students and 662 teachers, three (3) secondary schools with 1,800 students and 200 teachers, and one (1) kindergarten with 105 children and 11 teachers, all following Kosovo curriculum.

Kosovo Serbs living in Skenderaj/Srbica municipality use one (1) Serbian-curriculum primary school with 42 students and 14 teachers and one (1) kindergarten with 15 children, ten (10) teachers and technical staff in Banja/Bajë, as well as one (1) secondary school with 18 students and 11 teachers in Suvo Grlo/Syriganë (source: municipal directorate of education, municipal office for communities and return).



# SKENDERAJ/SRBICA

## RELIGIOUS AND CULTURAL SITES



Skenderaj/Srbica municipality has 18 mosques. Eight (8) of them were destroyed during the 1999 conflict and have been reconstructed in its aftermath, and ten (10) new ones have been built. There is one (1) Serbian Orthodox church and one (1) monastery in the municipality, both are functional. The 15th century Serbian Orthodox Monastery of Deviç was damaged in the 2004 March riots and partially reconstructed in 2009, and is declared a Special Protective Zone (source: local religious representatives).

A total of 32 cultural heritage sites in Skenderaj/Srbica municipality are included in the Ministry of Culture Youth and Sport list of sites under permanent/temporary protection.

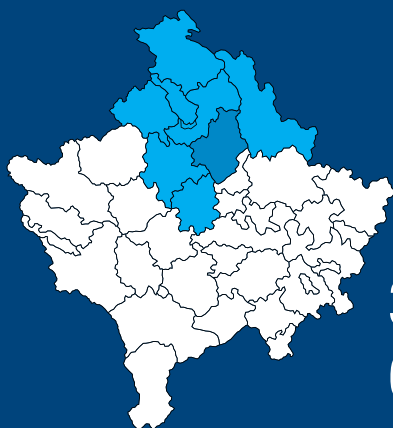
## KEY FACTS



In Skenderaj/Srbica there are:

- 31 seats in the municipal assembly distributed among 8 political entities
- 88 police officers
- 6 judges
- 908 teachers in 24 primary and 4 secondary schools and 2 kindergartens

# VUSHTRRI/VUČITRN



**344 km<sup>2</sup>** area  
**64** villages  
**69,870** population

The OSCE regional centre Mitrovicë/Mitrovica covers nine (9) municipalities, including Vushtrri/Vučitrn, and has teams working in all of them.

## AREA AND POPULATION



The municipality of Vushtrri/Vučitrn is located in north-western Kosovo. It covers an area of approximately 344 km<sup>2</sup> and includes Vushtrri/Vučitrn town and 64 villages. According to the 2011 Kosovo Population and Housing Census, the total population is 69,870.

## Ethnic composition

1. Kosovo Albanians	68,840
2. Kosovo Serbs	384
3. Kosovo Turks	278
4. Kosovo Ashkali	143
5. Kosovo Roma	68
6. Kosovo Bosniaks	33
7. Kosovo Gorani	3
8. Kosovo Egyptians	1
9. Other	50
10. Not specified	70

(source: Kosovo Agency of Statistics)

According to the census conducted in 1981, there were 57,351 Kosovo Albanians, 6,091 Kosovo Serbs and 381 Kosovo Montenegrins in the municipality; according to the census conducted in 1991\*, there were 71,354 Kosovo Albanians, 5,522 Kosovo Serbs and 269 Kosovo Montenegrins in the municipality.

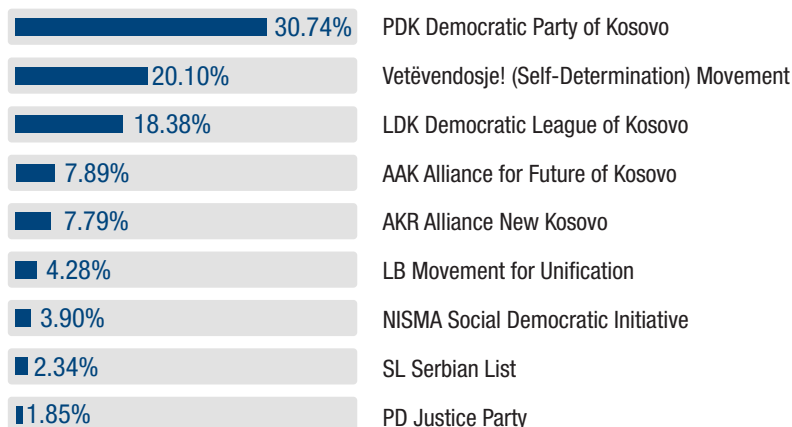
According to the UNHCR statistics, 795 displaced persons have returned to the municipality since 1999, of them 521 Kosovo Serbs, 65 Kosovo Roma, 207 Kosovo Ashkali and Kosovo Egyptians, one (1) Kosovo Gorani and one (1) Kosovo Turk.

\*The 1991 census is not accepted by Kosovo Albanians as legitimate.

## GOVERNING STRUCTURES AND POLITICAL OVERVIEW

The total number of voters in Vushtrri/Vučitrn municipality registered for the last municipal elections held in 2017 (1<sup>st</sup> round in October and 2<sup>nd</sup> round in November) was 71,978<sup>1</sup>, including out-of-Kosovo voters. The voter turnout in 1<sup>st</sup> round was 44.39% or 31,953 voters and in 2<sup>nd</sup> round it was 39.38% or 28,344 voters (source: Central Election Commission).

The 2017 municipal assembly election results were as follows:



The current seat distribution is as follows:

11 seats
7 seats
6 seats
3 seats
3 seats
2 seats
1 seat
1 seat
1 seat

1. The overall population figure presented above is taken from the 2011 census (or authoritative estimates where the census figure is not available), whereas the voters list is a reflection of all people with a civil registration entry in the municipality. In some cases, the voters list figure is higher than or similar to the overall population number due to insufficient updating of the civil registry or a significant proportion of people registered in the municipality but actually living elsewhere or abroad.

# VUSHTRRI/VUČITRN

## LEGISLATIVE



The municipal assembly has 35 seats distributed among nine (9) political entities, 34 members are Kosovo Albanian and one (1) is Kosovo Serb; 13 are women. The Municipal Assembly Chairperson is Nasuf Aliu (AKR).

## EXECUTIVE



### Structure of municipal executive and the executive's political affiliations.

Vushtrri/Vučitrn municipality is headed by Mayor Xhafer Tahiri (LDK), elected for his first term as mayor with 54.24% of votes in the second round of the 2017 municipal elections. In the previous term, the mayor was Bajram Mulaku (PDK), who was elected in the second round of the 2013 municipal elections with 55.20% of the votes. Deputy Mayor is Besim Muzaqi (Vetëvendosje!).

There are 12 municipal departments. Two (2) departments are run by women directors: public procurement (LDK) and culture, youth and sport (Vetëvendosje!), ten (10) departments are run by men directors: administration (Vetëvendosje!); budget and finance (LDK); education (LDK); health and social welfare (Vetëvendosje!); urbanism and environmental protection (LDK); geodesy, cadastre and property (LDK); public services (Vetëvendosje!); economy, agriculture, forestry and rural development (Vetëvendosje!); protection and safety (AKR); and inspection (AAK); In the previous mandate (2013-2017), three (3) directors were women (source: municipal information office).

## JUDICIARY



Mitrovicë/Mitrovica Basic Court has a branch in Vushtrri/Vučitrn with six (6) judges, all Kosovo Albanian men (source: Kosovo Judicial Council).

Mitrovicë/Mitrovica Basic Prosecutor's Office covers the municipality.

## SECURITY PRESENCE



The Kosovo Police station in Vushtrri/Vučitrn municipality, including sub-station in Priluzhje/Prelluzhë village, has 99 police officers, 92 are Kosovo Albanian, six (6) are Kosovo Serb and one (1) is Kosovo Bosniak; 18 are women (source: Kosovo Police)

As for the international military presence, Slovenian KFOR covers the area (source: KFOR).

## ECONOMY



The economy of Vushtrri/Vučitrn municipality is predominantly based on agriculture, small trade businesses, and wood processing industry. There are approximately 3,000 registered private businesses operating in the municipality. The estimated number of people employed in the private sector is 6,000 (source: municipal business registration centre).

## PUBLIC SERVICES

### Infrastructure



The overall status of infrastructure in the municipality is assessed as good. All the main roads connecting villages with the urban centre are asphalted. Vushtrri/Vučitrn town is connected to water and sewage systems, while 29 villages have water supply and 22 are connected to sewage system (source: directorate of urbanism and environmental protection).

### Health



The primary health care system includes one (1) main family health centre, nine (9) family health centres, three (3) in the town, and six (6) in the villages, and nine (9) primary health care stations. Municipal health sector has 205 employees, including doctors, nurses and support staff; 144 women and 61 men.

Health services in the Kosovo Serb villages are provided by the health house in Priluzhje/Prelluzhë, which has village 'ambulanta' in Banjska/Bajskë, Grace/Gracë, and Gojbulja/Gojbulë under Serbia-run system (source: municipal directorate of health and social welfare).

### Education



There are 32 primary schools with 10,126 pupils and 856 teachers and technical staff, three (3) secondary schools with 3,570 pupils and 258 teachers and technical staff and one (1) kindergarten with 175 children and 29 teachers and technical staff (source: municipal directorate of education).

The Kosovo Serb village of Priluzhje/Prelluzhë has one (1) secondary and one (1) primary school. There is also one (1) primary school in Grace/Gracë and one (1) in Gojbulja/Gojbulë and one (1) lower primary school (first to fourth grade) in Banjska/Bajskë which follow the Serbian curriculum. These schools have some 400 pupils and 70 teachers and technical staff (source: head of municipal office for communities and return).

# VUSHTRRI/VUČITRN

## RELIGIOUS AND CULTURAL SITES



Vushtrri/Vučitrn has 42 mosques, three (3) were burnt and five (5) damaged in the 1999 conflict and were reconstructed afterwards, 32 new mosques have been built after the conflict. There are six (6) Serbian Orthodox churches in the municipality. Three (3) Serbian Orthodox churches were damaged/destroyed during the March 2004 riots and were reconstructed and are in use. Three (3) other churches were damaged/destroyed and not reconstructed. The municipality has one Special Protective Zone, Vojinović's Medieval Bridge/Old Bridge, which is under protection of the Kosovo Institute for Protection of Monuments (source: Head of Islamic Community in Vushtrri/Vučitrn and Archpriest in the Serbian Orthodox parish of Leposavić/Leposaviq).

A total of 29 cultural heritage sites in Vushtrri/Vučitrn municipality are included in the Ministry of Culture Youth and Sport list of sites under permanent/temporary protection.

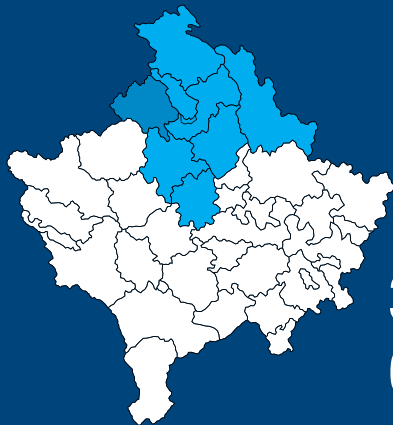
## KEY FACTS



In Vushtrri/Vučitrn there are:

- 35 seats in the municipal assembly distributed among 9 political entities
- 99 police officers
- 6 judges
- 1,213 teachers and technical staff in 36 primary and 4 secondary schools and 1 kindergarten

# ZUBIN POTOK



333 km<sup>2</sup> area

63 villages

15,200 population

The OSCE regional centre Mitrovicë/Mitrovica covers nine (9) municipalities, including Zubin Potok, and has teams working in all of them.

## AREA AND POPULATION



The municipality of Zubin Potok is located in northern Kosovo. It covers an area of approximately 333 km<sup>2</sup> and includes Zubin Potok town and 63 villages. No official data on population is available as the 2011 census was not conducted in the northern municipalities.

According to the head of the general administration, the total population is estimated at 15,200.

## Ethnic composition

1. Kosovo Serbs
2. Kosovo Albanians

approximately  
13,900  
1,300

(source: deputy mayor for communities)

The municipality has 650 internally displaced persons, 80 refugees from Croatia from the 90' (source: municipal office for communities and return).

According to the census conducted in 1991\*, there were 2,079 Kosovo Albanians, 6,282 Kosovo Serbs and 44 Kosovo Montenegrins in the municipality. The municipality was not featured in the 1981 census.

According to the UNHCR statistics, there are no registered returns in the municipality.

\*The 1991 census is not accepted by Kosovo Albanians as legitimate.

## GOVERNING STRUCTURES AND POLITICAL OVERVIEW

The total number of voters in Zubin Potok municipality registered for the municipal elections held in October 2017 was 8,400<sup>1</sup>, including out-of-Kosovo voters. The voter turnout was 47.20% or 3,965 voters (source: Central Election Commission).

The 2017 municipal assembly election results were as follows:



The current seat distribution is as follows:

13 seats  
2 seats  
2 seats  
1 seat  
1 seat

1. The overall population figure presented above is taken from the 2011 census (or authoritative estimates where the census figure is not available), whereas the voters list is a reflection of all people with a civil registration entry in the municipality. In some cases, the voters list figure is higher than or similar to the overall population number due to insufficient updating of the civil registry or a significant proportion of people registered in the municipality but actually living elsewhere or abroad.

# ZUBIN POTOK

## LEGISLATIVE



The municipal assembly has 19 seats distributed among five (5) political entities, 15 members are Kosovo Serb, four (4) Kosovo Albanian; six (6) are female. The Municipal Assembly Chairperson is Nemanja Jakšić (SL) and the Deputy Chairperson of the Municipal Assembly for Communities is Sefer Veseli (PDK).

## EXECUTIVE



### Structure of municipal executive and the executive's political affiliations.

The municipality is headed by Mayor Stevan Vulović (SL), re-elected for his second term as mayor with 79.85% of votes in the first round of the 2017 municipal elections. In the 2013 municipal elections, Mayor Vulović won with 78.74% of votes in the first round. Deputy Mayor is Latinka Utvić (SL) and Deputy Mayor for Communities is Agim Hasani (LDK).

There are 15 departments, and five (5) departmental directors appointed by September 2018, of them one (1) woman director: finance and budget (SL), four (4) departments are run by men: administration (SL); sport (SL); agriculture, forestry and hunting (SL); social protection (LDK); investments (vacant); health (vacant); education (vacant); culture and youth (vacant); local services, safety and extraordinary situations (vacant); economic development (vacant); cadaster and geodesy (vacant); urbanism, environmental protection, planning and property (vacant); information technology (vacant); and European integration (vacant). In the previous mandate (2013-2017), one (1) director was a woman.

## JUDICIARY



In February 2015, the parties engaged in the EU-facilitated Dialogue between Belgrade and Prishtinë/Priština reached an agreement on judiciary structures in northern Kosovo. The process of the integration of the Serbia-run judiciary into the legal system in Kosovo started on 24 October 2017.

There is one Basic Court Mitrovicë/Mitrovica with jurisdiction over seven (7) municipalities in the region, i.e. Mitrovicë/Mitrovica South, Mitrovica/Mitrovicë North, Leposavić/Leposaviq, Zubin Potok, Skenderaj/Srbica, Zvečan/Zveçan, Vushtrri/Vučitrn.

The Basic Court Mitrovicë/Mitrovica Branch in Zubin Potok has two (2) Kosovo Serb judges dealing with civil cases; both men. Mitrovicë/Mitrovica Basic Prosecutor's Office covers the municipality.

## SECURITY PRESENCE



The Kosovo Police station in Zubin Potok municipality has 61 police officers, 56 Kosovo Serb and five (5) Kosovo Albanian deployed to the police sub-station in Çabër/Çabra village; five (5) are women.

As for the international military presence, Swiss KFOR Liaison Monitoring Team covers the area (source: Kosovo Police).

## ECONOMY



The economy of Zubin Potok municipality is predominantly based on agriculture and small trade businesses. There is no reliable data available on the number of registered private businesses and people employed in the private sector (source: economy, local development, and environmental protection).

The 24-km-long artificial Gazivode Lake built in 1977 represents one of the main resources and touristic attractions in the municipality. The hydro power plant was also constructed to utilize water from the lake to produce electricity power that is then distributed throughout Kosovo.

## PUBLIC SERVICES

### Infrastructure



The overall status of infrastructure in the municipality is assessed as good. All the main roads connecting villages with the town are asphalted. Zubin Potok town and villages are connected to water and sewage systems. Power supply is problematic in remote villages (source: municipal development plan).

### Health



The primary health care system includes one (1) health centre (health house) and seven (7) village 'ambulantas' under Serbia-run system. The health sector has 77 employees including doctors, nurses and support staff.

Kosovo Albanian inhabited village Çabër/Çabra has one (1) health house with two (2) employees, one (1) doctor and one (1) nurse, run by Kosovo institutions.

All communities have access to health care and all health facilities in areas they inhabit (source: general administration, assembly and common affairs).

### Education



The primary health care system includes one (1) health centre (health house) and seven (7) village 'ambulantas' under Serbia-run system. The health sector has 77 employees including doctors, nurses and support staff.

Kosovo Albanian inhabited village Çabër/Çabra has one (1) health house with two (2) employees, one (1) doctor and one (1) nurse, run by Kosovo institutions.

All communities have access to health care and all health facilities in areas they inhabit (source: general administration, assembly and common affairs).

# ZUBIN POTOK

## RELIGIOUS AND CULTURAL SITES



Zubin Potok municipality has 16 Serbian Orthodox churches, mostly from 14th and 15th century, and one (1) Serbian Orthodox monastery from 14th century, which was renovated in 2003 and classified as a Special Protective Zone. There is one (1) mosque in Çabër/Çabra village that was destroyed during the conflict and was reconstructed in 2003 (source: municipal development plan).

A total of three (3) cultural heritage sites in Zubin Potok municipality are included in the Ministry of Culture Youth and Sport list of sites under permanent/temporary protection.

## KEY FACTS

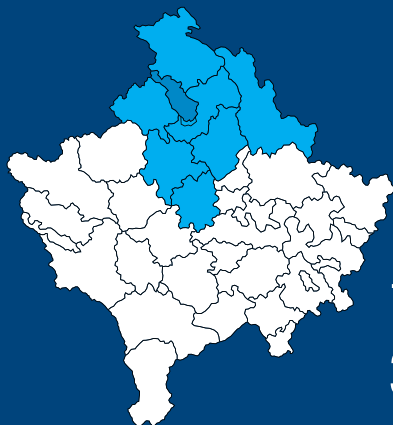


In Zubin Potok there are:

- 19 seats in the municipal assembly distributed among 5 political entities
- 61 police officers
- 2 judges
- 148 teachers in 4 primary and 1 secondary schools and 1 kindergarten



# ZVEČAN/ZVEÇAN



122 km<sup>2</sup> area

35 villages

16,800 population

The OSCE regional center Mitrovicë/Mitrovica covers nine (9) municipalities, including Zvečan/Zveçan, and has teams working in all of them.

## AREA AND POPULATION



The municipality of Zvečan/Zveçan is located in northern Kosovo. It covers an area of approximately 122 km<sup>2</sup> and includes Zvečan/Zveçan town and 35 villages. No official data on population is available as the 2011 census was not conducted in the northern municipalities.

According to the latest unofficial information, the total population is estimated at 16,800 (source: [www.eopstinazvecan.com](http://www.eopstinazvecan.com))

## Ethnic composition

1. Kosovo Serbs
2. Kosovo Albanians
3. Kosovo Bosniak  
Kosovo Roma  
Kosovo Gorani

over 16,000  
approximately 500  
approximately 300

(source: municipal return and community officer)

After the conflict, the municipality received 3,750 displaced persons including 250 refugees from Croatia living in private accommodation and collective centres.

According to the census conducted in 1991\*, there were 1,934 Kosovo Albanians, 7,591 Kosovo Serbs and 291 Kosovo Montenegrins in the municipality. The municipality was not featured in the 1981 census.

According to the UNHCR statistics, 34 displaced persons have returned to the municipality since 1999, of them seven (7) Kosovo Serbs and 27 Kosovo Albanians.

\*The 1991 census is not accepted by Kosovo Albanians as legitimate.

## GOVERNING STRUCTURES AND POLITICAL OVERVIEW

The total number of voters in Zvečan/Zveçan municipality registered for the last municipal elections held in October 2017 was 9,069<sup>1</sup>, including out-of-Kosovo voters. The voter turnout was 47.34% or 4,293 voters (source: Central Election Commission).

The 2017 municipal assembly election results were as follows:



The current seat distribution is as follows:

13 seats  
5 seats  
1 seat

1. The overall population figure presented above is taken from the 2011 census (or authoritative estimates where the census figure is not available), whereas the voters list is a reflection of all people with a civil registration entry in the municipality. In some cases, the voters list figure is higher than or similar to the overall population number due to insufficient updating of the civil registry or a significant proportion of people registered in the municipality but actually living elsewhere or abroad.

# ZVEČAN/ZVEÇAN

## LEGISLATIVE



The municipal assembly has 19 seats distributed among three (3) political entities, 18 members are Kosovo Serb, one (1) is Kosovo Albanian; six (6) are female. The Municipal Assembly Chairperson is Biljana Jaredić (SL) and the Deputy Chairperson of the Municipal Assembly for Communities is Lavdim Peci (Vetëvendosje!).

## EXECUTIVE



### Structure of municipal executive and the executive's political affiliations.

The municipality is headed by Mayor Vučina Janković (SL), re-elected for his second term as mayor with 70.59% of votes in the first round of the 2017 municipal elections. In the 2013 municipal elections, Mayor Janković won with 57.55% of votes in the first round. Deputy Mayor has not been yet appointed, while Deputy Mayor for Communities is Florim Kelmendi (Democratic League of Dardania – LDD)\*.

The adopted municipal statute foresees the establishment of 13 municipal departments, however only three (3) departments have been partially established by September 2018: general administration; agriculture and inspection; and department of urbanism and cadastre, the latter two (2) are run by women directors, all officially not politically affiliated. In the previous mandate (2013-2017), two (2) municipal departments were established, one (1) was run by a woman director.

\*LDD was created in January 2007 by former members of LDK.

## JUDICIARY



In February 2015, the parties engaged in the EU-facilitated Dialogue between Belgrade and Prishtinë/Priština reached an agreement on judiciary structures in northern Kosovo. The process of the integration of the Serbia-run judiciary into the legal system in Kosovo started on 24 October 2017.

There is one (1) Basic Court Mitrovicë/Mitrovica with jurisdiction over seven (7) municipalities in the region, i.e. Mitrovicë/Mitrovica South, Mitrovica/Mitrovicë North, Leposavić/Leposaviq, Zubin Potok, Skenderaj/Srbica, Zvečan/Zveçan, Vushtrri/Vučitrn.

The Basic Court Mitrovca/Mitrovicë has total of 32 judges, 15 Kosovo Albanian and 17 Kosovo Serb integrated judges; 17 men and 15 women. There is no court branch of the Basic Court Mitrovca/Mitrovicë in Zvečan/Zveçan.

Mitrovicë/Mitrovica Basic Prosecutor's office covers the municipality.

## SECURITY PRESENCE



The Kosovo Police station in Zvečan/Zveçan municipality has 60 police officers, 56 are Kosovo Serb and four (4) Kosovo Albanian; five (5) are women.

As for the international military presence, the multinational KFOR Joint Regional Detachment-North and Greek Liaison Monitoring Team - LMT cover the area (source: Kosovo Police).

## ECONOMY



The economy of Zvečan/Zveçan municipality is predominantly based on the public sector and related assistance, production of batteries and battery recycling, agriculture and small trade businesses. Trepča/Trepça mining complex, the largest employer and the key economic contributor before 1999, has continued to operate in the territory of the municipality in a limited capacity under the management of a Serbia-run body. There is no reliable data on the number of employed in private sector in Zvečan/Zveçan.

## PUBLIC SERVICES

### Infrastructure



The overall status of infrastructure in the municipality is assessed as good. Most of the main roads connecting villages with the urban centre are asphalted. Zvečan/Zveçan town and three (3) out of 35 villages are connected to the Mitrovicë/Mitrovica regional water supply and sewage systems, other villages have their own water supply and sewage systems. All villages are connected to power supply system. Electricity supply is fairly stable (source: municipal department of general administration).

### Health



The primary health care system includes one (1) health house and four (4) village 'ambulantas' under Serbia-run system. The health sector has about 155 employees, including doctors, nurses and support staff.

Additionally, two (2) village 'ambulantas' financed by the Kosovo government are currently operating in two (2) Kosovo Albanian villages, with two (2) employees (source: municipal community officer).

All communities have access to health care and all health facilities in areas they inhabit (source: municipal department of general administration).

# ZVEČAN/ZVEÇAN

## Education



There are three (3) primary schools with 706 pupils and 94 teachers, one (1) secondary school with 221 students and 43 teachers and one (1) kindergarten with 313 children and 24 teachers which follow the Serbian curriculum (source: Open-data Portal of the Ministry of Education, Science and Technological Development, last update in October 2017).

In addition, there is one (1) primary school and two (2) satellite schools with 62 Kosovo Albanian pupils and 18 teachers following the Kosovo curriculum in the three villages inhabited by this community (source: school director).

After the 1999 conflict, the Serbian-language faculty of arts and music was relocated from Prishtinë/Priština to Zvečan/Zveçan, and the college for technical sciences and traffic engineering was relocated from Ferizaj/Uroševac. Both institutions are under jurisdiction of the University in Mitrovica/Mitrovicë North.

## RELIGIOUS AND CULTURAL SITES



Zvečan/Zveçan municipality has five (5) Serbian Orthodox churches and (3) monasteries, two (2) of them are classified as Special Protective Zones (SPZ). One (1) of those two SPZs is a joint special protective zone, classified as such due to territorial reasons, consisting of the Serbian Orthodox Sokolica Monastery and the Kosovo Albanian heritage site Isa Boletini Memorial Complex. Zvečan/Zveçan medieval fortress also has status of SPZ. All five (5) Serbian Orthodox churches have been built after the conflict. There are two (2) mosques in the municipality built after the conflict (source: clergy of Banjska Monastery, Islamic Community's representatives).

A total of five (5) cultural heritage sites in Zvečan/Zveçan municipality are included in the Ministry of Culture Youth and Sport list of sites under permanent/temporary protection.

## KEY FACTS

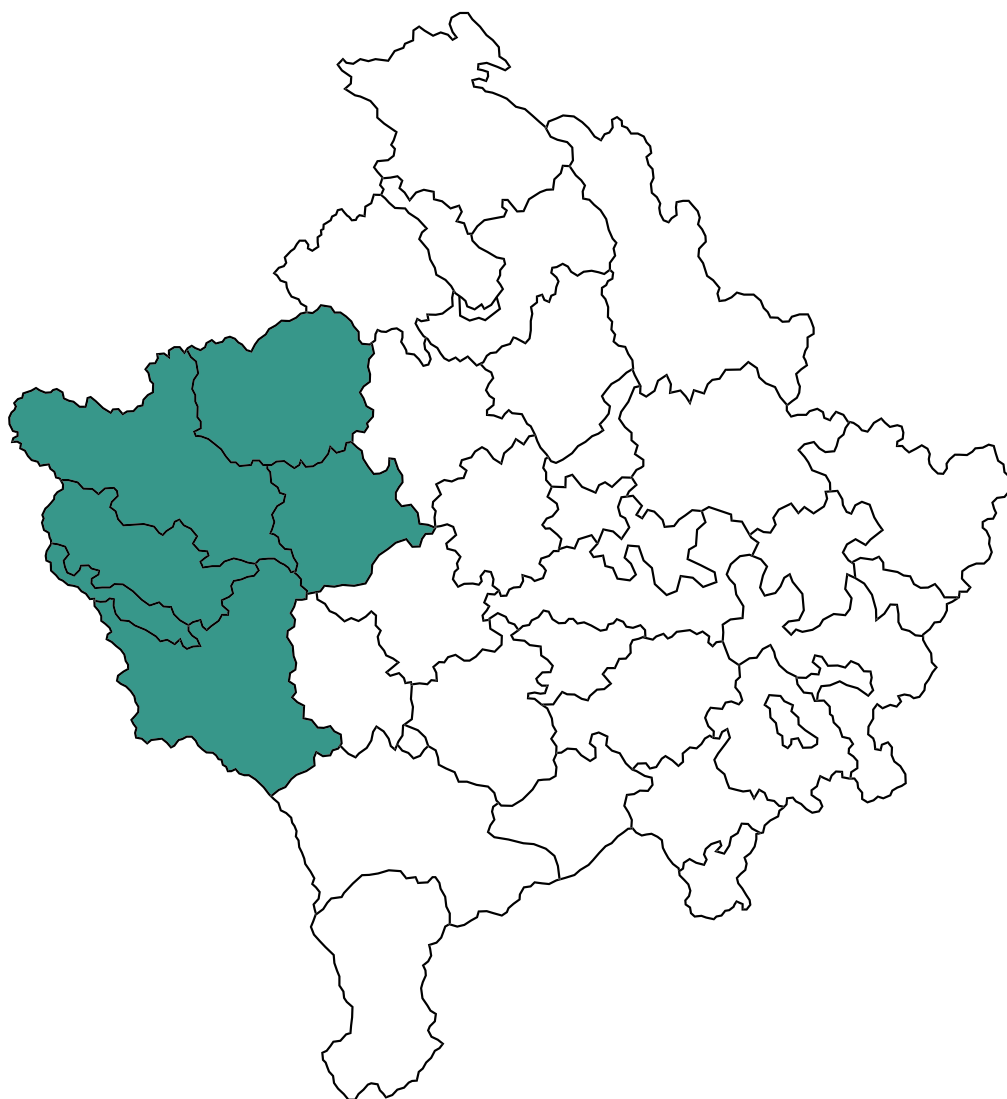


In Zvečan/Zveçan there are:

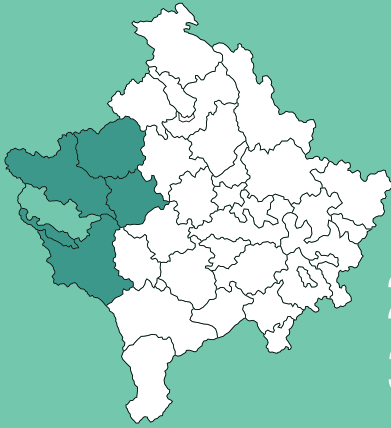
- 19 seats in the municipal assembly distributed among 3 political entities
- 60 police officers
- No courts physically present in the municipality
- 179 teachers in 4 primary and 1 secondary school and 1 kindergarten

# MUNICIPAL PROFILES 2018

## PEJË/PEĆ REGION



# DEÇAN/DEČANE



297 km<sup>2</sup> area

36 villages

40,019 population

The OSCE regional centre Pejë/Peć covers six (6) municipalities, including Deçan/Dečane, and has teams working in all of them.

## AREA AND POPULATION



The municipality of Deçan/Dečane is located in south-western Kosovo. It covers an area of approximately 297 km<sup>2</sup> and includes Deçan/Dečane town and 36 villages. According to the 2011 Kosovo Population and Housing Census, the total population is 40,019.

## Ethnic composition

1. Kosovo Albanians	39,402
2. Kosovo Egyptians	393
3. Kosovo Bosniaks	60
4. Kosovo Ashkali	42
5. Kosovo Roma	33
6. Kosovo Serbs	3
7. Kosovo Gorani	1
8. Other	19
9. Not specified	66

(source: Kosovo Agency of Statistics)

According to the census conducted in 1981, there were 39,179 Kosovo Albanians, 234 Kosovo Serbs and 898 Kosovo Montenegrins in the municipality; according to the census conducted in 1991\*, there were 47,669 Kosovo Albanians, 188 Kosovo Serbs and 603 Kosovo Montenegrins in the municipality.

According to the UNHCR statistics, 55 displaced persons have returned to the municipality since 1999, of them nine (9) Kosovo Serbs, 31 Kosovo Ashkali and Kosovo Egyptians, 13 Kosovo Bosniaks and two (2) Kosovo Montenegrins.

\*The 1991 census is not accepted by Kosovo Albanians as legitimate.

## GOVERNING STRUCTURES AND POLITICAL OVERVIEW

The number of voters in Deçan/Dečane municipality registered for the municipal elections held in October 2017 was 42,447<sup>1</sup>, including out-of-Kosovo voters. The voter turnout was 39.07% or 16,584 voters (source: Central Election Commission).

The 2017 municipal assembly election results were as follows:

59.68%	AAK Alliance for Future of Kosovo 59,68%
17.78%	LDK Democratic League of Kosovo 17,78%
10.51%	PDK Democratic Party of Kosovo 10,51%
9.02%	Vetëvendosje! (Self-Determination) Movement*
	PSD – Social Democratic Party

The current seat distribution is as follows:

17 seats
5 seats
3 seats
0* seats
2** seats

1. The overall population figure presented above is taken from the 2011 census (or authoritative estimates where the census figure is not available), whereas the voters list is a reflection of all people with a civil registration entry in the municipality. In some cases, the voters list figure is higher than, or similar to the overall population number due to insufficient updating of the civil registry or a significant proportion of people registered in the municipality but actually living elsewhere or abroad.

\* Following the elections, two (2) Vetëvendosje! municipal assembly members resigned from their party and joined Social Democratic Party (PSD).

\*\* In May 2018, members who previously resigned from Vetëvendosje! joined the Social Democratic Party (PSD) and assumed its leadership. This occurred after the 2017 municipal elections and for that reason PSD is not reflected in the election results chart, but only in the municipal assembly seat distribution category above.

# DEÇAN/DEČANE

## LEGISLATIVE



The municipal assembly has 27 seats distributed among four (4) political entities, all members are Kosovo Albanian; ten (10) are women. The Municipal Assembly Chairperson is Haki Shehaj (AAK).

## EXECUTIVE



### Structure of municipal executive and the executive's political affiliations.

The municipality is headed by Mayor Bashkim Ramosaj (AAK), elected for his first term as mayor with 64.3% of votes in the first round of the 2017 elections. In the previous term, the mayor was Rasim Selmanaj (AAK), who was elected in the first round of the 2013 municipal elections with 54.26% of the votes. Deputy Mayor is Sami Cacaj (AAK).

There are 11 municipal departments. One (1) department is run by a woman director: economic development (AAK), ten (10) departments are run by men directors: general administration (AAK); budget and finance (AAK); education (AAK); health and social welfare (AAK); urbanism and planning (AAK); inspection (AAK); public services (AAK); agriculture, forestry and rural development (AAK); geodesy and cadastre (AAK); and culture, youth and sport (AAK). In the previous mandate (2013-2017), one (1) director was a woman (source: municipal website).

## JUDICIARY



Pejë/Peć Basic Court has a branch in Deçan/Dečane with four (4) judges, all are Kosovo Albanian; one (1) is a woman.

Pejë/Peć Basic Prosecutor's Office covers the municipality (source: Basic Court).

## SECURITY PRESENCE



The Kosovo Police station in Deçan/Dečane municipality has 57 police officers, 56 Kosovo Albanian and one (1) Kosovo Egyptian; six (6) are women.

As for the international military presence, Italian KFOR covers the area (source: Pejë/Peć Regional Kosovo Police)

## ECONOMY



The economy of Deçan/Dečane municipality is mainly based on agriculture and small trade businesses. There are approximately 2,083 registered private businesses in the municipality. There is no reliable data on the number of people employed in the private sector (source: municipal directorate of economic development).

## PUBLIC SERVICES

### Infrastructure



The overall status of infrastructure in the municipality is assessed as good. All the main roads that connect villages with the urban centre are asphalted. Deçan/Dečane town and 27 out of 36 villages are connected to the water supply system. The town and only seven (7) surrounding villages are connected to the sewage system. Power supply is still a problem, especially during the winter (source: municipal directorate of public services).

### Health



The primary health care system includes one (1) main municipal family health centre, one (1) mental health care centre, three (3) family health centres and six (6) health houses. The health sector has 120 employees, including doctors, nurses and support staff; 84 women and 36 men.

All communities have access to health care and all health facilities (source: municipal directorate of health and social welfare).

### Education



There are 18 primary schools with 4,950 pupils and 352 teachers, two (2) secondary schools with 1,074 students and 90 teachers and one (1) kindergarten with 43 pupils and three (3) teachers (source: municipal directorate of education).

## RELIGIOUS AND CULTURAL SITES



Deçan/Dečani municipality has a total of 20 mosques, four (4) were destroyed and two (2) damaged/burned in the 1999 conflict and reconstructed after the conflict. Two (2) of them are non-functional, one (1) was burned in 2016, and the other one remains closed due to lack of believers. There are two (2) Serbian Orthodox churches in the municipality, the Visoki Dečani Monastery inscribed in UNESCO List of World Heritage and classified as a Special Protective Zone and a church located in the village of Ratish i Ulët/Donji Ratiš, which was destroyed in the aftermath of the 1999 conflict, currently only remains of the church are present at the site. There is one (1) Catholic Church located in Papiq/Papić village (source: religious communities' representatives)

A total of 69 cultural heritage sites (archaeological and architectural) in Deçan/Dečani municipality are included in the Ministry of Culture Youth and Sport list, as sites under permanent/temporary protection.

## KEY FACTS



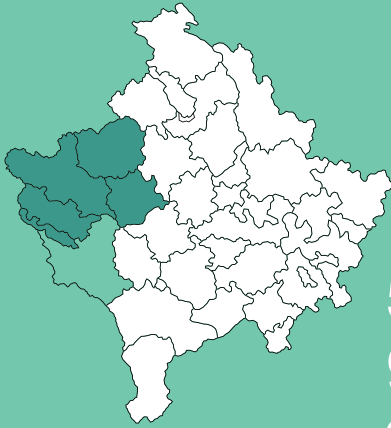
In Deçan/Dečane there are:

- 27 seats in the municipal assembly distributed among 4 political parties
- 57 police officers
- 4 judges
- 445 teachers in 18 primary and 2 secondary schools and 1 kindergarten



# GJAKOVË/ ĐAKOVICA

The OSCE regional centre Pejë/Peć covers six (6) municipalities, including Gjakovë/Đakovica, and has teams working in all of them.



586 km<sup>2</sup> area

91 villages

94,556 population

## AREA AND POPULATION



The municipality of Gjakovë/Đakovica is located in south-western Kosovo. It covers an area of approximately 586 km<sup>2</sup> and includes Gjakovë/Đakovica town and 91 villages. According to the 2011 Kosovo Population and Housing Census, the total population is 94,556.

## Ethnic composition

1. Kosovo Albanians	87,672
2. Kosovo Egyptians	5,117
3. Kosovo Roma	738
4. Kosovo Ashkali	613
5. Kosovo Bosniaks	73
6. Kosovo Serbs	17
7. Kosovo Turks	16
8. Kosovo Gorani	13
9. Other	92
10. Not specified	205

(source: Kosovo Agency of Statistics)

According to the census conducted in 1981, there were 87,588 Kosovo Albanians, 1,898 Kosovo Serbs and 1,953 Kosovo Montenegrins in the municipality; according to the census conducted in 1991\*, there were 106,868 Kosovo Albanians, 1,751 Kosovo Serbs and 1,460 Kosovo Montenegrins in the municipality.

According to the UNHCR statistics, 1,051 displaced persons have returned to the municipality since 1999, of them 117 Kosovo Roma, 920 Kosovo Ashkali and Kosovo Egyptians and 14 Kosovo Bosniaks.

\*The 1991 census is not accepted by Kosovo Albanians as legitimate.

## GOVERNING STRUCTURES AND POLITICAL OVERVIEW

The number of voters in Gjakovë/Đakovica municipality registered for the municipal elections held in 2017 (1<sup>st</sup> round in October and 2<sup>nd</sup> round in November) was 114,418<sup>1</sup>, including out-of-Kosovo voters. The voter turnout in 1<sup>st</sup> round was 38.41% or 43,948 voters and in 2<sup>nd</sup> round it was 36.34% or 41,577 voters (source: Central Election Commission).

The 2017 municipal assembly election results were as follows:

25.19%	AAK Alliance for Future of Kosovo
16.87%	ALTERNATIVA
14.18%	PKD Democratic Party of Kosovo
13.31%	Vetëvendosje! (Self-Determination) Movement
9.67%	LDK Democratic League of Kosovo
9.66%	PSHDK Albanian Christian Democratic Party
4.70%	NISMA Social Democratic Initiative
3.30%	AKR Alliance New Kosovo
	Independent members

The current seat distribution is as follows:

9 seats
6 seats
5 seats
4* seats
4 seats
3 seats
2 seats
0* seats
2* seats

1. The overall population figure presented above is taken from the 2011 census (or authoritative estimates where the census figure is not available), whereas the voters list is a reflection of all people with a civil registration entry in the municipality. In some cases, the voters list figure is higher than or similar to the overall population number due to insufficient updating of the civil registry or a significant proportion of people registered in the municipality but actually living elsewhere or abroad.

\* Following the elections, one (1) member from Vetëvendosje! and one (1) from AKR have resigned from their parties, and have remained to hold the seats as independent members.



# GJAKOVË/ ĐAKOVICA

## LEGISLATIVE



The municipal assembly has 35 seats distributed among nine (9) political entities, all members are Kosovo Albanian; 15 are women. The Municipal Assembly Chairperson is Anton Shala (PSHDK).

## EXECUTIVE



### Structure of municipal executive and the executive's political affiliations.

The municipality is headed by Mayor Ardian Gjini (AAK), elected for his first term as mayor with 53.4% of votes in the second round of the 2017 municipal elections. In the previous term, the mayor was Mimoza Kusari-Lila (AKR), who was elected in the second round of the 2013 municipal elections with 52.4% of the votes. Deputy Mayor is Ramadan Hoti (PDK).

There are 12 municipal departments. Three (3) departments are run by women directors: culture, youth and sport (AAK); geodesy and cadastre (AAK); and health and social welfare (PDK), nine (9) departments are run by men directors: administration (AAK); inspectorate (AAK); urban planning and environment protection (AAK); budget and finance (AAK); public services (PDK); agriculture (PDK); education (PSHDK); economic development (PSHDK); and emergency and preparedness (NISMA). In the previous mandate (2013-2017), two (2) directors were women (source: municipal information office)

## JUDICIARY



Gjakovë/Đakovica Basic Court has 15 judges, all Kosovo Albanian; nine (9) men and six (6) women. It has branches in Malishevë/Mališevo and Rahovec/Orahovac.

Gjakovë/Đakovica Basic Prosecutor's Office has 12 prosecutors; ten (10) men and two (2) women. The Office also covers Malishevë/Mališevo and Rahovec/Orahovac municipalities (source: Gjakovë/Đakovica Basic Court and Prosecutor's Office).

## SECURITY PRESENCE



Kosovo Police station in Gjakovë/Đakovica has 94 police officers, 91 Kosovo Albanian, two (2) Kosovo Egyptian and one (1) Kosovo Bosniak; four (4) are women. Its sub-station in Ponashec/Ponošec village has six (6) police officers.

The Regional Kosovo Police Directorate in Gjakovë/Đakovica has 93 police officers; ten (10) are women (source: Gjakovë/Đakovica regional police directorate and police).

## ECONOMY



The economy of Gjakovë/Đakovica municipality is predominantly based on small businesses. There are around 7,358 registered businesses in the municipality, which employ approximately 15,069 people (source: municipal directorate of economic development/business registration centre).

## PUBLIC SERVICES

### Infrastructure



The overall status of infrastructure in the municipality is assessed as good. The roads connecting the urban centre with 86 villages are asphalted. Gjakovë/Đakovica town is connected to water supply and sewage systems, while only 47% of the villages are connected to water supply, and none to the sewage system, and currently use alternative methods. Power supply covers the entire municipality (source: municipal directorate of public services).

### Health



The primary health care system includes one (1) mental health care centre, one (1) main family health care centre located in the town, ten (10) smaller health centres and 16 health houses located in different villages. There is also secondary health care system which includes the regional hospital and the Kosovo Occupational Health Institute, both managed by the Ministry of Health. The health sector has 344 employees, including doctors, nurses and support staff; 245 women and 99 men.

All communities have access to health care and all facilities (source: municipal directorate of health and social welfare).

### Education



There are 43 primary schools with 12,744 pupils, including 1,487 from non-Albanian communities, and 1,100 teachers, seven (7) secondary schools with 4,063 students, including 132 students from non-Albanian communities, and 308 teachers, and one (1) kindergarten with four (4) units in different locations with 512 children, including 28 children from non-Albanian communities, and 49 educators. There is also a public university "Fehmi Agani" providing education to 3,744 students for the 2018/2019 academic year (source: municipal directorate of education for 2018/19 school year).

# GJAKOVË/ ĐAKOVICA

## RELIGIOUS AND CULTURAL SITES



Gjakovë/Đakovica municipality has a total 33 mosques, an Islamic Grand Madrassa and 22 tekkes (dervish lodges). Twenty (20) mosques and tekkes, including the Grand Madrassa, were destroyed/damaged during the 1999 conflict and reconstructed after the conflict. There are four (4) Serbian Orthodox churches. One (1) is functional, destroyed in March 2004 riots and reconstructed in 2011, the other three (3) remain destroyed since the aftermath of the 1999 conflict (on the site of one of destroyed churches located in town's centre, a public park was built in 2006). There are 24 Catholic and six (6) Protestant Evangelic churches, all are functional (source: religious communities' representatives).

A total of 179 cultural heritage sites (archaeological and architectural) in Gjakovë/Đakovica municipality are included in the Ministry of Culture Youth and Sport list of sites under permanent/temporary protection.

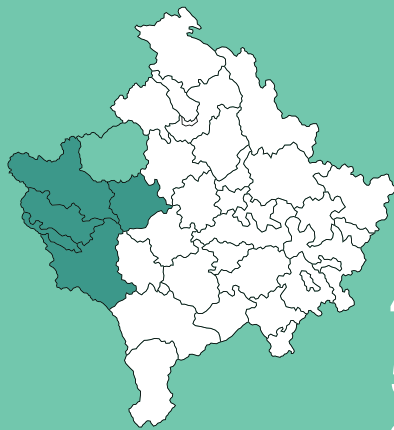
## KEY FACTS



In Gjakovë/Đakovica there are:

- 35 seats in the municipal assembly distributed among 9 political entities
- 94 police officers in the stations and 93 in the regional command
- 15 judges and 12 prosecutors
- 1,457 teachers in 43 primary and 7 secondary schools and 1 kindergarten
- 1 public university

# ISTOG/ISTOK



454 km<sup>2</sup> area

50 villages

39,289 population

The OSCE regional centre Pejë/Peć covers six (6) municipalities, including Istog/Istok, and has teams working in all of them.

## AREA AND POPULATION



The municipality of Istog/Istok is located in north-western Kosovo. It covers an area of approximately 454 km<sup>2</sup> and includes Istog/Istok town and 50 villages. According to the 2011 Kosovo Population and Housing Census, the total population is 39,289.

## Ethnic composition

1. Kosovo Albanians	36,154
2. Kosovo Egyptians	1,544
3. Kosovo Bosniaks	1,142
4. Kosovo Serbs	194
5. Kosovo Ashkali	111
6. Kosovo Roma	39
7. Kosovo Turks	10
8. Other	45
9. Not specified	50

(source: Kosovo Agency of Statistics)

According to the census conducted in 1981, there were 35,972 Kosovo Albanians, 7,736 Kosovo Serbs and 1,856 Kosovo Montenegrins in the municipality; according to the census conducted in 1991\*, there were 43,910 Kosovo Albanians, 5,968 Kosovo Serbs and 1,302 Kosovo Montenegrins in the municipality.

According to the UNHCR statistics, 2,050 displaced persons have returned to the municipality since 1999, of them 980 Kosovo Serbs, 38 Kosovo Roma, 719 Kosovo Ashkali and Kosovo Egyptians, 309 Kosovo Bosniak, one (1) Kosovo Albanian and three (3) Kosovo Montenegrins.

\*The 1991 census is not accepted by Kosovo Albanians as legitimate.

## GOVERNING STRUCTURES AND POLITICAL OVERVIEW

The total number of voters in Istog/Istok municipality registered for the municipal elections held in 2017 (1<sup>st</sup> round in October and 2<sup>nd</sup> round in November) was 47,683<sup>1</sup>, including out-of-Kosovo voters. The voter turnout in 1<sup>st</sup> round was 44.58% or 21,256 voters and in 2<sup>nd</sup> round it was 41.72% or 19,892 voters. On 17 December 2017, 2<sup>nd</sup> round of the 2017 municipal elections was repeated due to irregularities; the number of registered voters in the repeat election was 49,235, including out-of-Kosovo voters. The voters turnout in the repeated 2<sup>nd</sup> round was 41.38% or 19,869 voters (source: Central Election Commission).

The 2017 municipal assembly election results were as follows:

38.18%	LDK - Democratic League of Kosovo
21.38%	AAK - Alliance for Future of Kosovo
14.52%	PDK - Democratic Party of Kosovo
8.93%	Vetëvendosje! (Self-Determination) Movement
4.50%	IQPI – Initiative of Istog/Istok Independents
3.32%	SL - Serbian List
2.19%	Slaviša Maliković
2.11%	Radenko Belošević

The current seat distribution is as follows:

11 seats
6 seats
4 seats
2 seats
1 seat
1 seat
1 seat
1 seat

1. The overall population figure presented above is taken from the 2011 census (or authoritative estimates where the census figure is not available), whereas the voters list is a reflection of all people with a civil registration entry in the municipality. In some cases, the voters list figure is higher than or similar to the overall population number due to insufficient updating of the civil registry or a significant proportion of people registered in the municipality but actually living elsewhere or abroad.

# ISTOG/ISTOK

## LEGISLATIVE



The municipal assembly has 27 seats distributed among eight (8) political entities, 24 are Kosovo Albanian and three (3) are Kosovo Serb; nine (9) are women. The Municipal Assembly Chairperson is Qaush Balaj (LDK).

## EXECUTIVE



### Structure of municipal executive and the executive's political affiliations.

The municipality is headed by Mayor Haki Rugova (LDK), re-elected for his third term as mayor with 50.03% of votes in the repeated 2<sup>nd</sup> round of the 2017 municipal elections. In the 2013 municipal elections, Mayor Rugova won with 51.01% of votes in the first round. Deputy Mayor is Agim Ademaj (LDK).

There are 11 municipal departments. One (1) department is run by a woman director: general administration (LDK), ten (10) departments are run by men directors: budget and finance (LDK); inspection (LDK); economy and development (LDK); public services and protection (LDK); cadaster and geodesy (LDK); urban planning and environment (LDK); education (LDK); youth, culture and sport (PDK); health and social-welfare (PDK); and agriculture, forestry and hydro-economy (PDK). In the previous mandate (2013-2017), one (1) director was a woman (source: OSCE Field Team).

## JUDICIARY



The Pejë/Peć Basic Court branch in Istog/Istok has four (4) judges; all Kosovo Albanian and all are men.

The Pejë/Peć Basic Prosecutor's Office covers the municipality (source: The Pejë/Peć Basic Court and Pejë/Peć Basic Prosecutor's Office)

## SECURITY PRESENCE



Kosovo Police station in Istog/Istok municipality has 78 police officers: 73 are Kosovo Albanian, three (3) are Kosovo Bosniak, one (1) is Kosovo Serb and one (1) is Kosovo Ashkali; eight (8) are women (source: Kosovo Police)

As for the international military presence, Slovenian KFOR covers the area (source: Slovenian KFOR Liaison Monitoring Team - LMT).

## ECONOMY



The economy of Istog/Istok municipality is predominantly based on agriculture. There are approximately 2,900 registered private businesses, out of which 1,425 are active and operational. There is no reliable data on the number of employees in the private sector (source: municipal business centre).

## PUBLIC SERVICES

### Infrastructure



The overall status of infrastructure in the municipality is assessed as good. All the main roads connecting villages with the urban centre are asphalted. Istog/Istok town and 95 per cent of villages are connected to the water supply system, and approximately 30 per cent of residents have access to sewage system. Power supply has improved in both rural and urban areas over the last years (source: municipal department of public services and protection).

### Health



The primary health care system includes five (5) municipal family health centres, one (1) located in Istog/Istok town and four (4) in Vrellë/Vrela, Banjë/Banja, Gurrakoc/Đurakovac and Rakosh/Rakoš villages. In addition, there are ten (10) primary healthcare centres. The health sector has 123 employees, including doctors, nurses and support staff; 87 women and 36 men.

In Istog/Istok municipality there is one (1) Serbia-run healthcare facility, located in Osojane/Osojan village, comprised of seven (7) office premises.

All communities have access to health care and all health facilities in the municipality (source: municipal department of health and social welfare).

### Education



There are 11 primary schools with 5,868 pupils and 380 teachers, two (2) secondary schools with 1,576 students and 111 teachers and five (5) kindergartens with 279 children and 20 teachers.

There is one (1) Serbian-curriculum primary school in Osojane/Osojan village with 50 (returnee) children and 18 teachers (source: municipal department of education and culture, municipal office for communities and return, and the director of the "Radoš Tošić" school)



Istog/Istok municipality has a total of 14 mosques, one (1) was destroyed and five (5) were damaged in the 1999 conflict. All of them have been reconstructed after the conflict, and two (2) new ones have been built. All of them are functional. There is one (1) Catholic church in Gurrakoc/Đurakovac and is functional. There are in total nine (9) Serbian Orthodox churches, one (1) was destroyed after the 1999 conflict and was reconstructed in the period 2001-2003, one was (1) damaged after the 1999 conflict and further in the 2004 March riots and was reconstructed in the period 2007-2008, whereas three (3) remain damaged/burned and dysfunctional since the 1999 conflict, and one (1) is present within the remains of an archaeological medieval complex. Three (3) out of nine (9) Serbian Orthodox churches are classified as Special Protective Zones: Gorioč Monastery, Monastery of the Holy Virgin of Hvosno, and Church of Saint Nicholas (source: religious communities' representatives)

A total of 64 cultural heritage sites (archaeological and architectural) in Istog/Istok municipality are included in the Ministry of Culture Youth and Sport list of sites under permanent/temporary protection.

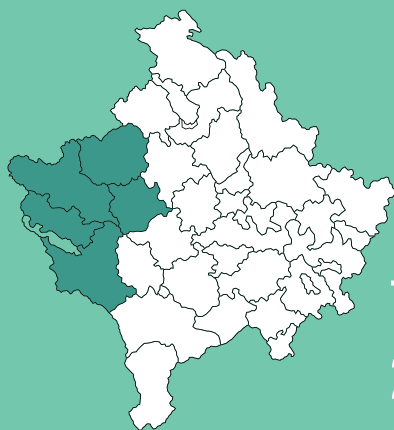
## KEY FACTS



In Istog/Istok there are:

- 27 seats in the municipal assembly distributed among 8 political entities
- 78 police officers
- 4 judges
- 529 teachers in 12 primary and 2 secondary schools and 5 kindergartens

# JUNIK



77 km<sup>2</sup> area

2 villages

6,084 population

The OSCE regional centre Pejë/Peć covers six (6) municipalities, including Junik, and has teams working in all of them.

## AREA AND POPULATION



Junik municipality is located in western Kosovo. It covers an area of approximately 77 km<sup>2</sup> and includes Junik town and two (2) villages, Jasiq/Jasić and Gjocaj/Đocaj. According to the 2011 Kosovo Population and Housing Census, the total population is 6,084.

## Ethnic composition

1. Kosovo Albanians	6,069
2. Other	4
3. Not specified	11

(source: Kosovo Agency of Statistics)

Junik was not a separate municipality in 1981 and 1991 and therefore data from the censuses conducted in these years are not available.

According to the UNHCR statistics, there are no registered returns in the municipality.

## GOVERNING STRUCTURES AND POLITICAL OVERVIEW

The total number of voters in Junik municipality registered for the municipal elections held in October 2017 was 5,590<sup>1</sup>, including out-of-Kosovo voters. The voter turnout was 48.64% or 2,719 voters (source: Central Election Commission).

The 2017 municipal assembly election results were as follows:

43.43%	AAK Alliance for Future of Kosovo
31.72%	LDK Democratic League of Kosovo
15.32%	Vetëvendosje! (Self-Determination) Movement
9.53%	PDK Democratic Party of Kosovo

The current seat distribution is as follows:

7 seats
5 seats
2 seats
1 seat

1. The overall population figure presented above is taken from the 2011 census (or authoritative estimates where the census figure is not available), whereas the voters list is a reflection of all people with a civil registration entry in the municipality. In some cases, the voters list figure is higher than, or similar to the overall population number due to insufficient updating of the civil registry or a significant proportion of people registered in the municipality but actually living elsewhere or abroad.

# JUNIK

## LEGISLATIVE



The municipal assembly has 15 seats distributed among four (4) political parties, all members are Kosovo Albanian; six (6) are women. The Municipal Assembly Chairperson is Muharrem Krasniqi (AAK).

## EXECUTIVE



### Structure of municipal executive and the executive's political affiliations.

The municipality is headed by Mayor Agron Kuqi (AAK), re-elected for his third term as mayor with 57.9% of votes in the first round of the 2017 municipal elections. In the 2013 municipal elections, Mayor Kuqi won with 62.46% in the second round. Deputy Mayor is Faik Tofaj (AAK).

There are seven (7) municipal departments. Two (2) departments are run by women directors: budget and finance (AAK) and general administration (AAK), five (5) departments are run by men directors: urbanism, cadastre and environment (AAK); education, culture, youth and sports (PDK); health and social welfare (AAK); public services, inspection and emergency (AAK); and economic development (AAK). In the previous mandate (2013-2017), two (2) directors were women (source: municipal website).

## JUDICIARY



There are no courts in Junik. The Deçan/Deçane branch of the Pejë/Peć Basic Court covers the municipality (source: Pejë/Peć Basic Court).

Pejë/Peć Basic Prosecutor's Office covers the municipality.

## SECURITY PRESENCE



Kosovo Police station in Junik has 25 police officers, all are Kosovo Albanian; 24 men and one (1) woman (source: Pejë/Peć Regional Police Station).

As for the international military presence, Italian KFOR covers the area (source: KFOR/Multi National Battle Group West).

## ECONOMY



The economy of Junik municipality is predominantly based on agriculture and small trade businesses. Currently, there are approximately 100 businesses registered in the municipality. The municipal administration is the largest single employer in the municipality (source: municipal directorate of economic development).

## PUBLIC SERVICES

### Infrastructure



The overall status of infrastructure in the municipality is assessed as good. Most of the main roads that connect villages with the urban centre are asphalted. There are ongoing works to improve the sewage, irrigation, water supply and electrical systems in the municipality (source: municipal directorate of urbanism cadastre and environment).

### Health



The municipality has one (1) main health centre, with 31 employees including doctors, nurses and support staff; 18 women and 13 men.

All communities have access to health care facilities (source: municipal directorate of health and social welfare).

### Education



There is one (1) primary school and one (1) secondary school in Junik municipality with a total of 850 students and 56 teachers (source: municipal directorate of education, culture, youth and sports).

## RELIGIOUS AND CULTURAL SITES



Junik has two (2) mosques, both damaged during the 1999 conflict and reconstructed in its aftermath and one (1) tekke (source: directorate of urbanism cadastre and environment and religious communities' representatives).

A total of 20 architectural sites in Junik municipality are included in the Ministry of Culture Youth and Sport list of sites under permanent/temporary protection.

## KEY FACTS

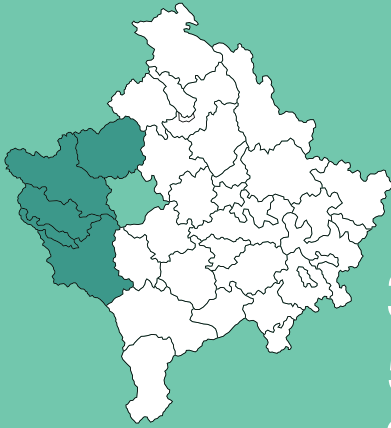


In Junik there are:

- 15 seats in the municipal assembly distributed among 4 political entities
- 25 police officers
- No courts physically present in the municipality
- 56 teachers in 1 primary and 1 secondary school



# KLINË/KLINA



308 km<sup>2</sup> area

53 villages

38,496 population

The OSCE regional centre Pejë/Peć covers six (6) municipalities, including Klinë/Klina, and has teams working in all of them.

## AREA AND POPULATION



The municipality of Klinë/Klina is located in western Kosovo. It covers an area of approximately 308 km<sup>2</sup> and includes Klinë/Klina town and 53 villages. According to the 2011 Kosovo Population and Housing Census, the total population is 38,496.

## Ethnic composition

1. Kosovo Albanians	37,216
2. Kosovo Egyptians	934
3. Kosovo Serbs	98
4. Kosovo Ashkali	85
5. Kosovo Roma	78
6. Kosovo Bosniaks	20
7. Kosovo Turks	3
8. Other	23
9. Not specified	39

(source: Kosovo Agency of Statistics)

According to the census conducted in 1981, there were 45,594 Kosovo Albanians, 6,829 Kosovo Serbs and 973 Kosovo Montenegrins in the municipality; according to the census conducted in 1991\*, there were 43,248 Kosovo Albanians, 5,209 Kosovo Serbs and 621 Kosovo Montenegrins in the municipality.

According to the UNHCR statistics, 1,296 displaced persons have returned to the municipality since 1999, of them 974 Kosovo Serbs, 46 Kosovo Roma, 265 Kosovo Ashkali and Kosovo Egyptians, five (5) Kosovo Bosniaks, one (1) Kosovo Croat and five (5) Kosovo Montenegrins.

\*The 1991 census is not accepted by Kosovo Albanians as legitimate.

## GOVERNING STRUCTURES AND POLITICAL OVERVIEW

The total number of voters in Klinë/Klina municipality registered for the municipal elections held in 2017 (1<sup>st</sup> round in October and 2<sup>nd</sup> round in November) was 47,408<sup>1</sup>, including out-of-Kosovo voters. The voter turnout in 1<sup>st</sup> round was 39.77% or 18,852 voters and in 2<sup>nd</sup> round it was 34.96% or 16,572 voters (source: Central Election Commission).

The 2017 municipal assembly election results were as follows:

34.96%	PDK Democratic Party of Kosovo
19.79%	LDK Democratic League of Kosovo
18.43%	AAK Alliance for Future of Kosovo
7.78%	Vetëvendosje! (Self-Determination) Movement
4.61%	NISMA Social Democratic Initiative
4.44%	IQ Initiative for Progress of Klina
2.52%	AKR Alliance New Kosovo
2.49%	PSHDK – Albanian Christian Democratic Party of Kosovo

The current seat distribution is as follows:

10 seats
6 seats
5 seats
2 seats
1 seat
1 seat
1 seat
1 seat

1. The overall population figure presented above is taken from the 2011 census (or authoritative estimates where the census figure is not available), whereas the voters list is a reflection of all people with a civil registration entry in the municipality. In some cases, the voters list figure is higher than or similar to the overall population number due to insufficient updating of the civil registry or a significant proportion of people registered in the municipality but actually living elsewhere or abroad.

# KLINË/KLINA

## LEGISLATIVE



The municipal assembly has 27 seats distributed among eight (8) political entities, all members are Kosovo Albanian; eight (8) are women. The Municipal Assembly Chairperson is Fadil Gashi (LDK) (source: municipal assembly chairperson).

## EXECUTIVE



### Structure of municipal executive and the executive's political affiliations.

The municipality is headed by Mayor Zenun Elezaj (AAK), elected for his first term as mayor with 51.6% of votes in the second round of the 2017 municipal elections. In the previous term, the mayor was Sokol Bashota (PDK), who was elected in the second round of the 2013 municipal elections with 75.12% of the votes. Deputy Mayor is Besim Hoti (LDK).

There are ten (10) municipal departments. One (1) department is run by a woman director: cadaster, geodesy and property (AAK), nine (9) departments are run by men directors: administration (AAK); health and social welfare (AAK); finances, economy and development (LDK); urbanism and environment protection (AAK); agriculture and rural development (NISMA); public services (Vetëvendosje!); inspectorate (LDK); culture, youth and sports (Vetëvendosje!); and education (LDK). In the previous mandate (2013-2017), one (1) director was a woman (source: municipal director of administration).

## JUDICIARY



The Pejë/Peć Basic Court has a branch in Klinë/Klina with six (6) judges, five (5) are Kosovo Albanian and one (1) is Kosovo Serb; two (2) are women.

The Pejë/Peć Basic Prosecutor's Office covers the municipality (source: Pejë/Peć Basic Court and Pejë/Peć Basic Prosecutor's Office).

## SECURITY PRESENCE



Kosovo Police station in Klinë/Klina has 84 police officers, 83 are Kosovo Albanian and one (1) is Kosovo Ashkali; seven (7) are women.

As for the international military presence the KFOR Multinational Battle Group West covers the area (source: Kosovo Police, Liaison Monitoring Team - LMT KFOR).

## ECONOMY



The economy of Klinë/Klina municipality is predominantly based on agriculture. There are approximately 1,000 registered private businesses operating in the municipality and 6,000 people working in the private sector (source: municipal business registration centre).

## PUBLIC SERVICES

### Infrastructure



The overall status of infrastructure in the municipality is assessed as good. All the main roads that connect villages with the urban centre are asphalted, and the town centre is paved with cobblestones. There are ongoing works to improve water supply and electrical systems in the municipality (source: municipal directorate of urbanism and environment protection).

### Health



Klinë/Klina has one (1) municipal family health centre and three (3) family health clinics. The health sector has 136 employees, including doctors, nurses and support staff; 60 men and 76 women.

There is one (1) Serbia-run healthcare facility (i.e. one (1) room rented nearby the satellite school in the village of Videjë/Vidanje, attended by one (1) medical nurse). The facility operates as a branch of the main Serbia-run healthcare facility in Osojane/Osojan village, Istog/Istok municipality.

All communities have access to healthcare facilities (source: municipal directorate of health and social welfare).

### Education



There are 17 primary schools with 6,605 pupils and 435 teachers, two (2) secondary schools with 1,865 students and 108 teachers and two (2) kindergartens with 142 children and four (4) staff members. There is a small Serbian-curriculum school in Videjë/Vidanje village attended by seven (7) Kosovo Serb (returnee) children (source: municipal directorate of education and municipal office for communities and return).

# KLINË/KLINA

## RELIGIOUS AND CULTURAL SITES



Klinë/Klina municipality has a total of seven (7) mosques, three (3) were damaged/burned during the 1999 conflict and reconstructed in its aftermath, and four (4) new ones have been built. There are eight (8) Serbian Orthodox churches and monasteries, five (5) churches were destroyed in the aftermath of the 1999 conflict, one (1) was reconstructed in 2006. Three (3) Serbian Orthodox sites are classified as Special Protective Zones (Budisavci Monastery, Dolac Monastery and Hermitage with Church in Uljarica). There are nine (9) Catholic churches, all functional (source: religious communities' representatives).

A total of 23 archaeological sites in Klinë/Klina municipality are included in the Ministry of Culture Youth and Sport list of sites under permanent/temporary protection.

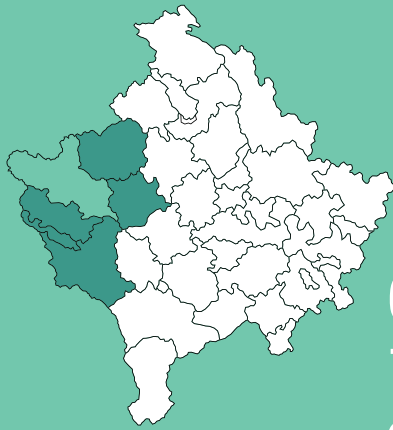
## KEY FACTS



In Klinë/Klina there are:

- 27 seats in the municipal assembly distributed among 8 political entities
- 84 police officers
- 6 judges
- 547 teachers in 17 primary and 2 secondary schools and 2 kindergartens

# PEJË/PEĆ



603 km<sup>2</sup><sub>area</sub>

78<sub>villages</sub>

96,450<sub>population</sub>

The OSCE regional centre covers six (6) municipalities, including Pejë/Peć where the centre is located, and has teams working in all of them.

## AREA AND POPULATION



The municipality of Pejë/Peć is located in western Kosovo. It covers an area of approximately 603 km<sup>2</sup> and includes Pejë/Peć city and 78 villages. According to the 2011 Kosovo Population and Housing Census, the total population is 96,450.

## Ethnic composition

1.Kosovo Albanians	87,975
2.Kosovo Bosniaks	3,786
3.Kosovo Egyptians	2,700
4.Kosovo Roma	993
5.Kosovo Serbs	332
6.Kosovo Gorani	189
7.Kosovo Ashkali	143
8.Kosovo Turks	59
9.Other	132
10.Not specified	141

(source: Kosovo Agency of Statistics)

According to the census conducted in 1981, there were 79,965 Kosovo Albanians, 7,995 Kosovo Serbs and 9,796 Kosovo Montenegrins in the municipality; according to the census conducted in 1991\*, there were 96,441 Kosovo Albanians, 7,815 Kosovo Serbs and 6,960 Kosovo Montenegrins in the municipality.

According to the UNHCR statistics, 2,616 displaced persons have returned to the municipality since 1999, of them 904 Kosovo Serbs, 428 Kosovo Roma, 792 Kosovo Ashkali and Kosovo Egyptians, 479 Kosovo Bosniaks, ten (10) Kosovo Gorani and three (3) Kosovo Montenegrins.

\*The 1991 census is not accepted by Kosovo Albanians as legitimate.

## GOVERNING STRUCTURES AND POLITICAL OVERVIEW

The total number of voters in Pejë/Peć municipality registered for the municipal elections held in October 2017 was 110,691<sup>1</sup>, including out-of-Kosovo voters. The voter turnout was 40.31% or 44,616 voters (source: Central Election Commission).

The 2017 municipal assembly election results were as follows:

39.39%	LDK Democratic League of Kosovo
27.50%	AAK Alliance for Future of Kosovo
12.92%	PDK Democratic Party of Kosovo
8.61%	Vetëvendosje! (Self-Determination) Movement
2.19%	ALTERNATIVA
2.16%	NISMA Social Democratic Initiative

The current seat distribution is as follows:

15 seats
10 seats
5 seats
3 seats
1 seat
1 seat

1. The overall population figure presented above is taken from the 2011 census (or authoritative estimates where the census figure is not available), whereas the voters list is a reflection of all people with a civil registration entry in the municipality. In some cases, the voters list figure is higher than or similar to the overall population number due to insufficient updating of the civil registry or a significant proportion of people registered in the municipality but actually living elsewhere or abroad.

# PEJË/PEĆ

## LEGISLATIVE



The Municipal Assembly has 35 seats distributed among six (6) political entities, all members are Kosovo Albanian; 11 are women. The Municipal Assembly Chairperson is Islam Husaj (LDK).

## EXECUTIVE



### Structure of municipal executive and the executive's political affiliations.

The municipality is headed by Mayor Gazmend Muhaxheri (LDK), re-elected for his second term as mayor with 50.23% of votes in the first round of the 2017 municipal elections. In the 2013 municipal elections, Mayor Muhaxheri won with 56.48% of votes in the second round. Deputy Mayor is Shkumbin Gashi (LDK).

There are 14 municipal departments. Three (3) departments are run by women directors: economic development (LDK); European integration and diaspora (LDK); and municipal works and public services (PDK), 11 departments are run by men directors: administration (LDK); education (LDK); finance (LDK); urbanism (PDK); cadastre and geodesy (LDK); health and social welfare (LDK); culture, youth and sport (LDK); inspection (PDK); emergency and protection (PDK); property-legal issues (PD); and agriculture, forestry and hydro-economy (LDK). In the previous mandate (2013-2017), one (1) director was a woman (source: municipal assembly secretariat).

## JUDICIARY



Pejë/Peć Basic Court has 24 judges, all Kosovo Albanian; 16 men and eight (8) women. It consists of a general department (civil and criminal), a serious crimes department, a juvenile department and a minor offences division and has branches in Deçan/Deçani, Istog/Istok and Klinë/Klina.

Pejë/Peć Basic Prosecutor's Office has 24 prosecutors, 23 are Kosovo Albanian and one (1) is Kosovo Serb; 15 are men and nine (9) are women. The Office consists of a general department, a department of serious crimes and a juveniles department (source: Pejë/Peć Basic Court, Pejë/Peć Basic Prosecutor's Office)

## SECURITY PRESENCE



Kosovo Police station in Pejë/Peć municipality has 159 officers at the main police station and its two (2) sub-stations in Goraždevac/Gorazhdevc and Vitimirica/Vitomiricë, 122 are Kosovo Albanian, 27 Kosovo Bosniak, five (5) Kosovo Egyptian, two (2) Kosovo Serb, one (1) Kosovo Montenegrin, one (1) Kosovo Ashkali, and one (1) Kosovo Gorani; 26 are women (source: Kosovo Police).

Kosovo Police Regional Directorate in Pejë/Peć town has 156 officers, 150 Kosovo Albanian and six (6) Kosovo Bosniak; 16 are women.

As for the international military presence, Italian KFOR covers the area (source: Italian KFOR Liaison Monitoring Team - LMT).

## ECONOMY



The economy of Pejë/Peć municipality is predominantly based on agriculture, services and trading. There are approximately 7,964 registered private businesses operating in the municipality. There is no reliable data on the number of people employed in the private sector (source: municipal directorate of economic development-business registration office).

## PUBLIC SERVICES

### Infrastructure



The overall status of the infrastructure in the municipality is assessed as good. All the main roads that connect villages with the urban centre are asphalted. Pejë/Peć city is connected to water supply and sewage systems. Out of 78 villages, 64 are connected to water supply system and 56 are connected to the sewage system, and there are 60,000 meters of irrigation channels. Power supply is still a problem in rural areas, especially during winter (source: directorate of municipal work and public services).

### Health



Pejë/Peć has one (1) main family health centre, 11 family health centres and ten (10) family medical clinics. There are 340 employees in the health sector, including doctors, nurses and support staff; 252 women and 88 men.

The Kosovo Serb community predominantly uses the Serbia-run healthcare facility in Goraždevac/Gorazhdevc. For serious health issues, Kosovo Serb residents tend to get treatment in the Serbia-run Mitrovica/Mitrovicë North hospital.

All communities have access to health care and all health facilities (source: municipal directorate of health and social welfare).

## Education



There are 27 primary schools with 14,111 pupils and 930 teachers, six (6) secondary schools with 5,283 students and 416 teachers and one (1) kindergarten with 37 teachers.

There is also one (1) Serbian-curriculum primary school in Goraždevac/Gorazhdevc with 90 pupils and 35 teachers, one (1) secondary school with 30 students and 30 teachers and one (1) kindergarten with 20 children and one (1) teacher.

In addition, Pejë/Peć hosts the Resource Centre for Learning and Consulting, a school offering primary and secondary education for blind and visually impaired students from all over Kosovo, and a primary and secondary music school (source: municipal directorate of education).

There is also a public university "Haxhi Zeka" in Pejë/Peć, offering bachelor and master studies. The Faculty of Business (Business Administration) offers bachelor and master studies in Albanian and Bosniak languages, other faculties offer studies in Albanian language only.

# PEJË/PEĆ

## RELIGIOUS AND CULTURAL SITES



Pejë/Peć municipality has a total of 28 mosques and two (2) tekkes (dervish lodges). Twenty-two (22) mosques were destroyed/damaged in the 1999 conflict and have been reconstructed subsequently. An Islamic Grand Madrassa and one (1) tekke remains destroyed since 1999. From the total number of mosques, two (2) are non-functional due to a lack of believers and five (5) are newly-built (i.e. did not exist before the conflict). There are six (6) Serbian Orthodox churches. One (1) was destroyed during the March 2004 riots and was reconstructed in 2012, one (1) was damaged after the 1999 conflict and further in the 2004 March riots and was reconstructed in the period 2013-2014, one (1) remains damaged/burnt since 1999, and one (1) remains non-functional due to a lack of believers. The Serbian Orthodox Patriarchate of Peć is also located in the municipality. It is listed in the UNESCO List of World Heritage. There are five (5) Catholic churches and one (1) Protestant Evangelic church, all are operational (source: religious communities' representatives).

A total of 112 cultural heritage sites (archaeological and architectural) in Pejë/Peć municipality are included in the Ministry of Culture Youth and Sport list of sites under permanent/temporary protection.

## KEY FACTS

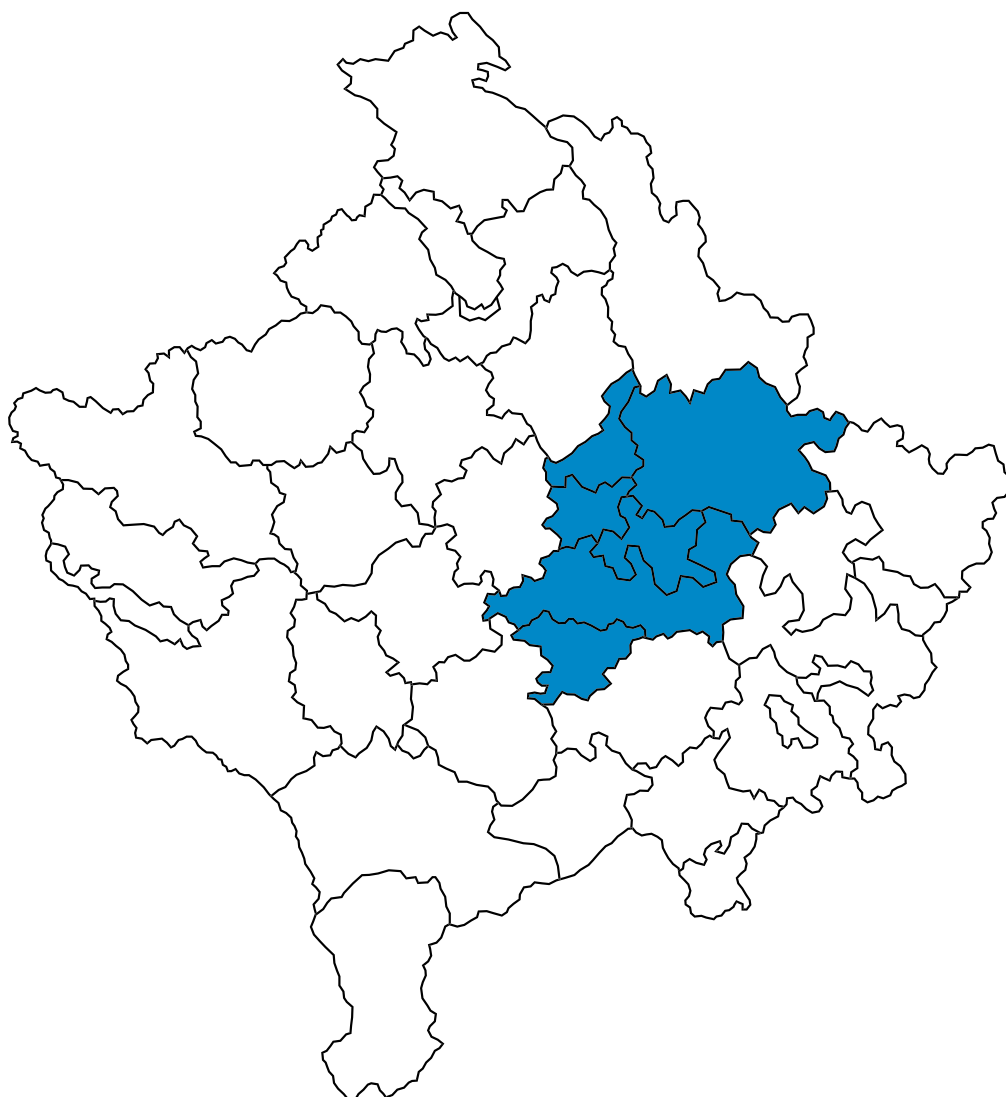


In Pejë/Peć there are:

- 35 seats in the municipal assembly distributed among 6 political entities
- 159 police officers in police stations and 156 in the regional command
- 24 judges and 24 prosecutors
- 1,449 teachers in 28 primary and 7 secondary schools and 2 kindergartens
- 1 public university

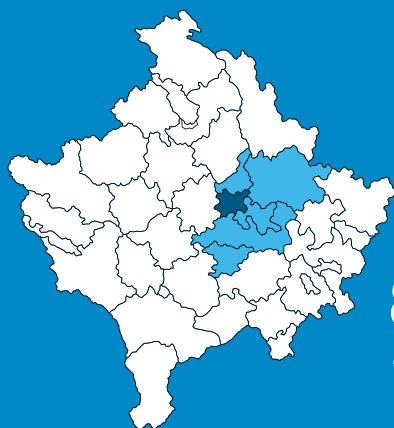
# MUNICIPAL PROFILES 2018

## PRISHTINË/PRIŠTINA REGION





# FUSHË KOSOVË/KOSOVO POLJE



The OSCE regional centre Prishtinë/Priština covers six (6) municipalities, including Fushë Kosovë/Kosovo Polje, and has teams working in all of them.

83 km<sup>2</sup> area  
15 villages  
34,827 population

## AREA AND POPULATION



The municipality of Fushë Kosovë/Kosovo Polje is located in central Kosovo. It covers an area of approximately 83 km<sup>2</sup> and includes Fushë Kosovë/Kosovo Polje town and 15 villages. According to the 2011 Kosovo Population and Housing Census, the total population is 34,827.

## Ethnic composition

1. Kosovo Albanians	30,275
2. Kosovo Ashkali	3,230
3. Kosovo Roma	436
4. Kosovo Serbs	321
5. Kosovo Egyptians	282
6. Kosovo Turks	62
7. Kosovo Bosniaks	34
8. Kosovo Gorani	15
9. Other	131
10. Not specified	41

According to the census conducted in 1991\*, there were 20,142 Kosovo Albanians, 8,445 Kosovo Serbs and 1,033 Kosovo Montenegrins in the municipality. There is no data from the census conducted in 1981, as Fushë Kosovë/Kosovo Polje was not a separate municipality at that time.

According to the UNHCR statistics, 2,130 displaced persons have returned to the municipality since 1999, of them 407 Kosovo Serbs, 313 Kosovo Roma and 1,410 Kosovo Ashkali and Kosovo Egyptians.

(source: Kosovo Agency of Statistics)

\*The 1991 census is not accepted by Kosovo Albanians as legitimate.

## GOVERNING STRUCTURES AND POLITICAL OVERVIEW

The total number of voters in Fushë Kosovë/Kosovo Polje municipality registered for the municipal elections held in October 2017 was 36,361<sup>1</sup>, including out-of-Kosovo voters. The voter turnout was 43.77% or 15,917 voters (source: Central Election Commission).

The 2017 municipal election results were as follows:

45.38%	LDK Democratic League of Kosovo
16.58%	PDK Democratic Party of Kosovo
14.64%	Vetëvendosje! (Self-Determination) Movement
5.00%	PDAK Democratic Ashkali Party of Kosovo
4.06%	PLE Liberal Egyptian Party
3.53%	NISMA Social Democratic Initiative
3.24%	AAK Alliance for Future of Kosovo
2.51%	PD Justice Party
2.44%	AKR Alliance New Kosovo
2.30%	SL Serbian List
	Independent members
	PSD Social Democratic Party

The current seat distribution is as follows:

12 seats
2* seats
3* seats
1 seat
1 seat
1 seat
1 seat
1 seat
1 seat
1 seat
2*
1**

1. The overall population figure presented above is taken from the 2011 census (or authoritative estimates where the census figure is not available), whereas the voters list is a reflection of all people with a civil registration entry in the municipality. In some cases, the voters list figure is higher than or similar to the overall population number due to insufficient updating of the civil registry or a significant proportion of people registered in the municipality but actually living elsewhere or abroad.

\* Following the elections, two (2) PDK municipal assembly members resigned from their party and remained to hold their seats as independent members. In addition, one (1) Vetëvendosje! member resigned from the party and joined the Social Democratic Party (PSD).

\*\* In May 2018, members who previously resigned from Vetëvendosje! joined the Social Democratic Party (PSD) and assumed its leadership. This occurred after the 2017 municipal elections and for that reason PSD is not reflected in the election results chart, but only in the municipal assembly seat distribution category above.

# FUSHË KOSOVË/KOSOVO POLJE

## LEGISLATIVE



The municipal assembly has 27 seats distributed among 13 political entities, 24 members are Kosovo Albanian, one (1) is Kosovo Ashkali, one (1) is Kosovo Egyptian and one (1) is Kosovo Serb; eight (8) are women. The Municipal Assembly Chairperson is Vjollca Konjusha (LDK) and the Deputy Chairperson of the Municipal Assembly for Communities in Fushë Kosovë/Kosovo Polje is Qerim Gara (PDAK)\*.

\*According to the Law on Local Self-Government, a municipality with more than ten (10) per cent of residents belonging to communities in numerical minority position in that municipality is required to appoint a deputy mayor for communities and a deputy municipal assembly chairperson for communities.

## EXECUTIVE



### Structure of municipal executive and the executive's political affiliations.

The municipality is headed by Mayor Burim Berisha (LDK), re-elected for his fourth term as mayor with 63.8% of votes in the first round of the 2017 municipal elections. In the 2013 municipal elections, Mayor Berisha won with 64.33% of votes in the first round. Deputy Mayor is Fadil Krasniqi (LDK) and Deputy Mayor for Communities is Halil Qerimi (PDAK).

There are 11 municipal departments. Two (2) departments are run by women directors: general administration (LDK) and culture, youth and sport (LDK), nine (9) departments are run by men directors: budget and finance (LDK); economic development (LDK); urban planning (LDK); geodesy, cadastre and property (LDK); health and social welfare (LDK); education (LDK); public services and environment (LDK); agriculture and rural development (LDK); and inspection (not affiliated). In the previous mandate (2013-2017), two (2) directors were women (source: municipal regulation on 'organisation, competences and responsibilities of the municipal bodies' and municipal information officer).

## JUDICIARY



There are no courts in Fushë Kosovë/Kosovo Polje. Prishtinë/Priština Basic Court covers the municipality (source: Kosovo Judicial Council).

## SECURITY PRESENCE



The Kosovo Police station in Fushë Kosovë/Kosovo Polje municipality has 68 police officers, 64 are Kosovo Albanian, two (2) are Kosovo Serb and two (2) are Kosovo Bosniak; ten (10) are women.

As for the international military presence Slovenian KFOR covers the area (source: Kosovo Police).

## ECONOMY



The economy of Fushë Kosovë/Kosovo Polje municipality is predominantly based on agriculture and small trade businesses. There are approximately 900 registered private businesses operating in the municipality with around 5,200 employees (source: municipal directorate of finance and economy).

## PUBLIC SERVICES

### Infrastructure



The overall status of the infrastructure in the municipality is assessed as good. All the main roads connecting villages with the urban centre are asphalted. However, heavy traffic jams are common, since the main road from Prishtinë/Priština to the airport leads through the town of Fushë Kosovë/Kosovo Polje. The main Kosovo railway station is located in the municipality, which leads to Skopje and other Kosovo towns (source: municipal development plan).

### Health



The primary health care system currently includes one (1) municipal family health centre and 11 health houses in the surrounding villages. Kosovo Serbs and Kosovo Roma use the Serbia-run healthcare facility in Kuzmin, as well as the Serbia-run healthcare facility in Ugljare/Uglar (Gračanica/Gračanicë municipality). The health sector has 104 employees, including doctors, nurses and support staff, 93 Kosovo Albanian, nine (9) Kosovo Serb, one (1) Kosovo Bosniak and one (1) Kosovo Ashkali; 69 women and 35 men.

All communities have access to health care and all health facilities (source: municipal directorate of health and social welfare).

### Education



There are eight (8) primary schools attended by Kosovo Albanian, Kosovo Ashkali and Kosovo Egyptian pupils with 5,995 pupils and 288 teachers, three (3) secondary schools with 1,603 students and 71 teachers and one (1) kindergarten with 164 children and 19 teachers. There is one (1) school providing primary and secondary education in Bresje that follows the Serbian curriculum, with a satellite school in Kuzmin village. The school in Bresje has 25 pupils and 17 teachers, and Kuzmin satellite school has 23 pupils and two (2) teachers. The school in Bresje hosts both Serbian and Kosovo curriculum classes (source: education statistics in Kosovo 2016/2017 publication of the Ministry of Education, Science and Technology).

# FUSHË KOSOVË/KOSOVO POLJE

## RELIGIOUS AND CULTURAL SITES



There are 13 mosques in the municipality, six (6) were destroyed/damaged during the 1999 conflict and were reconstructed, and six (6) new mosques have been built after the conflict. There are two (2) Serbian Orthodox churches, both are in use. One (1) church, Saint Nicholas, was slightly damaged in the March 2004 riots and was reconstructed in 2005 by the Reconstruction Implementation Commission (source: municipal development plan, Islamic Council of Kosovo).

A total of eight (8) cultural (archaeological and architectural) heritage sites in Fushë Kosovë/Kosovo municipality are included in the Ministry of Culture, Youth and Sport list of sites under permanent/temporary protection.

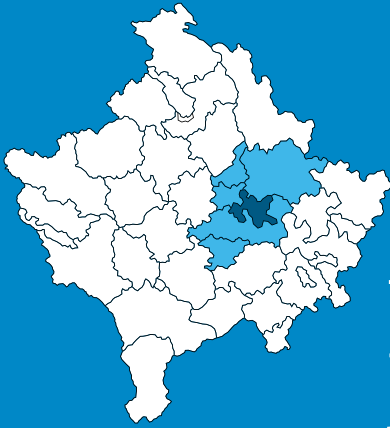
## KEY FACTS



In Fushë Kosovë/Kosovo Polje there are:

- 27 seats in the municipal assembly distributed among 13 political entities
- 68 police officers
- No courts physically present in the municipality
- 397 teachers in 9 primary and 4 secondary schools and 1 kindergarten

# GRAČANICA/GRAČANICË



131 km<sup>2</sup><sub>area</sub>  
 16<sub>villages</sub>  
 10,675<sub>population</sub>

The OSCE regional centre Prishtinë/Priština covers six (6) municipalities, including Gračanica/Graçanicë, and has teams working in all of them.

## AREA AND POPULATION



The municipality of Gračanica/Graçanicë is located in central Kosovo. It covers an area of approximately 131 km<sup>2</sup> and includes Gračanica/Graçanicë town and 16 villages. According to the 2011 Kosovo Population and Housing Census, the total population is 10,675.

## Ethnic composition

1. Kosovo Serbs	7,209
2. Kosovo Albanians	2,474
3. Kosovo Roma	745
4. Kosovo Ashkali	104
5. Kosovo Gorani	22
6. Kosovo Turks	15
7. Kosovo Bosniaks	15
8. Kosovo Egyptian	3
9. Other	45
10. Not specified	43

(source: Kosovo Agency of Statistics)

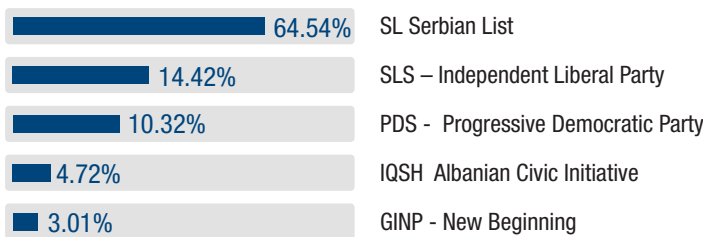
Gračanica/Graçanicë was not a separate municipality in 1981 and 1991 and therefore data from the censuses conducted in these years are not available.

According to the UNHCR statistics, 743 displaced persons have returned to the municipality since 1999, of them 654 Kosovo Serbs, 65 Kosovo Roma, 19 Kosovo Ashkali and Egyptians, one (1) Kosovo Albanian and four (4) Kosovo Montenegrins.

## GOVERNING STRUCTURES AND POLITICAL OVERVIEW

The total number of voters in Gračanica/Graçanicë municipality registered for the municipal elections held in October 2017 was 21,163<sup>1</sup>, including out-of-Kosovo voters. The voter turnout was 42.07% or 8,903 voters (source: Central Election Commission).

The 2017 municipal election results were as follows:



The current seat distribution is as follows:

- 14\* seats
- 2\* seats
- 2 seats
- 1 seat
- 0\* seats

1. The overall population figure presented above is taken from the 2011 census (or authoritative estimates where the census figure is not available), whereas the voters list is a reflection of all people with a civil registration entry in the municipality. In some cases, the voter's list figure is higher than or similar to the overall population number due to insufficient updating of the civil registry or a significant proportion of people registered in the municipality but actually living elsewhere or abroad.

\* Following the elections, one (1) member from SLS and one (1) from GINP have resigned from their parties and joined SL.

# GRAČANICA/GRAÇANICË

## LEGISLATIVE



The municipal assembly has 19 seats distributed among four (4) political entities, 18 members are Kosovo Serb, one (1) is Kosovo Albanian; seven (7) are women. The Municipal Assembly Chairperson is Ljubiša Karadžić (SL) and Deputy Chairperson of the Municipal Assembly for Communities is Imri Ajeti (IQSH)\*.

\*According to the Law on Local Self-Government, a municipality with more than ten (10) per cent of residents belonging to communities in a numerical minority is required to appoint a deputy mayor for communities and a deputy chairperson of the municipal assembly for communities.

## EXECUTIVE



### Structure of municipal executive and the executive's political affiliations.

The municipality is headed by Mayor Srdjan Popović (SL), elected for his first term as mayor with 87.53% of votes in the first round of the 2017 municipal elections. In the previous term, the mayor was Branimir Stojanović (SL), who was elected in the second round of the 2013 municipal elections with 58.48% of the votes\*. Deputy Mayor is Saša Danić (SL). Deputy Mayor for Communities has not been yet appointed.

There are 11 municipal departments. One (1) department is run by a woman director: education and culture (SL), ten (10) departments are run by men directors: administration (SL); health and social services (SL); finance (SL); youth and sport (SL); agriculture and forestry (SL); public services (SL); cadastre (SL); urbanism (SL); inspection (SL); and economic development (SL). In the previous mandate (2013-2017), one (1) director was a woman (source: municipal information officer).

\*Following Mayor Stojanović's resignation on 9 December 2014 after having been appointed Deputy Prime Minister, extraordinary mayoral elections were held in Gračanica/Graçanicë on 18 January 2015, and Vladeta Kostić (SL) won 64.83% of votes in the first round.

## JUDICIARY



The Basic Court in Prishtinë/Priština has a branch in Gračanica/Graçanicë with three (3) civil judges, all Kosovo Serb women (source: Kosovo Judicial Council).

Prishtinë/Priština Basic Prosecutor's Office covers the municipality.

## SECURITY PRESENCE



The Kosovo Police station in Gračanica/Graçanicë municipality has 42 police officers, 30 are Kosovo Serb, 11 are Kosovo Albanian and one (1) is Kosovo Bosniak; five (5) are women.

The municipality is covered by Slovenian KFOR (source: Kosovo Police).

## ECONOMY



The economy of Gračanica/Graçanicë municipality is predominantly based on agriculture and small trade businesses. There are approximately 500 registered private businesses operating in the municipality. There is no reliable data on the number of people employed in the private sector (source: municipal directorate of budget and finance).

## PUBLIC SERVICES

### Infrastructure



The overall status of infrastructure in the municipality is assessed as good. All the main roads connecting villages with the urban centre are asphalted. The municipality faces serious difficulties with water supply, especially during summer. Power supply has improved recently and power cuts generally became less frequent (source: municipal development plan).

### Health



In the municipality of Gračanica/Graçanicë there are 15 village ambulancias, of approximately 60m<sup>2</sup>. Each has 5-10 nurses and one (1) doctor, while there are other doctors who are available twice a week in different villages. In addition, there are two (2) hospitals, Internal and Pediatric Clinic in Laplje selo/Llapllasellë and Clinical Hospital Center in Gračanica/Graçanicë town. Around ten (10) nurses and four (4) doctors are available 24 hours to assist patients in each of these two (2) hospitals.

There is also one (1) small health center in Kišnica/Kishnicë village that is administered by Prishtinë/Priština municipality. The facility is used by Kosovo Albanian residents residing in the municipality of Gračanica/Graçanicë (source: municipal department of health, social and family protection).

### Education



There are three (3) pre-primary schools, nine (9) primary schools and eight (8) secondary schools in Gračanica/Graçanicë municipality following the Serbian curriculum, with approximately 550 teachers. The Gračanica/Graçanicë municipal department of education administers two (2) kindergartens located in Laplje Selo/Llapllasellë and Dobrotin/Dobratin. There is one (1) Prishtinë/Priština municipality-run primary school in the Kosovo Albanian inhabited village of Kishnicë/Kišnica which has a satellite school in Sušica/Sushicë village, and one (1) Lipjan/Lipjan municipality-run lower secondary school in the Kosovo Albanian and Kosovo Ashkali inhabited village of Radevë/Radevo (source: municipal directorate of education).

# GRAČANICA/GRAÇANICË

## RELIGIOUS AND CULTURAL SITES



Gračanica/Graçanicë municipality has 11 Serbian Orthodox churches which are in use. The municipality hosts the Ulpiana archaeological site, an ancient Roman city, and the historic 13th century Serbian Orthodox Monastery of Gračanica, which was included on the UNESCO World Heritage List in 2006 and has a Special Protective Zone around it. In addition, there are five (5) monuments, of which four (4) were constructed after 2005, and one (1) in the early 1940s (source: municipal directorate of education and culture).

A total of 66 cultural (archaeological and architectural) heritage sites in Gračanica/Graçanicë municipality are included in the Ministry of Culture, Youth and Sport list of sites under permanent/temporary protection.

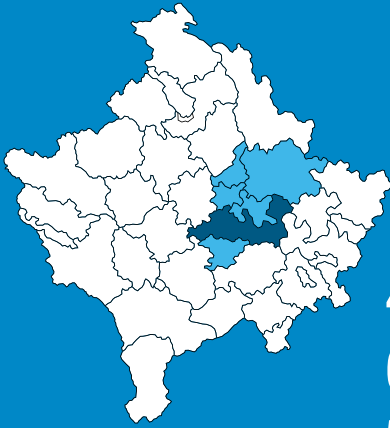
## KEY FACTS



In Gračanica/Graçanicë there are:

- 19 seats in the municipal assembly distributed among 4 political entities
- 42 police officers
- 3 judges
- Approximately 550 teachers in 3 pre-primary, 9 primary and 8 secondary schools

# LIPJAN/LIPLJAN



422 km<sup>2</sup> area  
 62 villages  
 57,605 population

The OSCE regional centre Prishtinë/Priština covers six (6) municipalities, including Lipjan/Lipljan, and has teams working in all of them.

## AREA AND POPULATION



The municipality of Lipjan/Lipljan is located in central Kosovo. It covers an area of approximately 422 km<sup>2</sup> and includes Lipjan/Lipljan town and 62 villages. According to the 2011 Kosovo Population and Housing Census, the total population is 57,605.

## Ethnic composition

1. Kosovo Albanians	54,467
2. Kosovo Ashkali	1,812
3. Kosovo Serbs	513
4. Kosovo Roma	342
5. Kosovo Turks	128
6. Kosovo Bosniaks	42
7. Kosovo Gorani	6
8. Kosovo Egyptian	4
9. Other	260
10. Not specified	31

(source: Kosovo Agency of Statistics)

According to the census conducted in 1981, there were 43,118 Kosovo Albanians, 10,259 Kosovo Serbs and 354 Kosovo Montenegrins in the municipality; according to the census conducted in 1991\*, there were 53,730 Kosovo Albanians, 9,713 Kosovo Serbs and 272 Kosovo Montenegrins in the municipality.

According to the UNHCR statistics, 1,541 displaced persons have returned to the municipality since 1999, of them 480 Kosovo Serbs, 95 Kosovo Roma, 964 Kosovo Ashkali and Kosovo Egyptians and two (2) Kosovo Bosniaks.

\*The 1991 census is not accepted by Kosovo Albanians as legitimate.

## GOVERNING STRUCTURES AND POLITICAL OVERVIEW

The total number of voters in Lipjan/Lipljan municipality registered for the municipal elections held in October 2017 was 59,548<sup>1</sup>, including out-of-Kosovo voters. The voter turnout was 49.86% or 29,690 voters (source: Central Election Commission).

The 2017 municipal assembly election results were as follows:

39.24%	LDK Democratic League of Kosovo
19.90%	PDK Democratic Party of Kosovo
10.17%	Vetëvendosje! (Self-Determination) Movement
8.65%	AAK Alliance for Future of Kosovo
8.18%	AKR Alliance New Kosovo
6.17%	NISMA Social Democratic Initiative
1.89%	PAI – Ashkali Party for Integration
1.65%	PD - Justice Party

The current seat distribution is as follows:

12 seats
6 seats
3 seats
3 seats
3 seats
2 seats
1 seat
1 seat

1. The overall population figure presented above is taken from the 2011 census (or authoritative estimates where the census figure is not available), whereas the voters list is a reflection of all people with a civil registration entry in the municipality. In some cases, the voter's list figure is higher than or similar to the overall population number due to insufficient updating of the civil registry or a significant proportion of people registered in the municipality but actually living elsewhere or abroad.



# LIPJAN/LIPLJAN

## LEGISLATIVE



The municipal assembly has 31 seats distributed among eight (8) political entities, 30 members are Kosovo Albanian and one (1) is Kosovo Ashkali; ten (10) are women. The Municipal Assembly Chairperson is Daut Azemi (LDK).

## EXECUTIVE



### Structure of municipal executive and the executive's political affiliations.

The municipality is headed by Mayor Imri Ahmeti (LDK), re-elected for his second term as a mayor with 59.5% of votes in the first round of the 2017 municipal elections. In the 2013 municipal elections, Mayor Ahmeti won with 53.9% of votes in the second round. Deputy Mayor is Fauz Xhemaili (AKR) and Deputy Mayor for Communities is Lulzim Qerimi (PAI)\*.

There are 13 municipal departments. Two (2) departments are run by women directors: health and social care (LDK) and urbanism, planning and environment (LDK), 11 departments are run by men directors: education (LDK); culture, youth and sport (AKR); emergency and rescue (PD); procurement (LDK); budget and finance (LDK); public services (LDK); inspectorate (LDK); administration (LDK); agriculture, forestry and rural development (AKR); geodesy and cadastre (LDK); and economic development (LDK). In the previous mandate (2013-2017), all directors were men (source: personnel office).

\*According to the Law on Local Self-Government, a municipality with less than ten (10) per cent of residents belonging to communities in a numerical minority is not required to appoint a deputy mayor for communities, but the position can be established if proposed by the Mayor and approved by the municipal assembly.

## JUDICIARY



Prishtinë/Priština Basic Court has a branch in Lipjan/Lipljan with six (6) judges, all are Kosovo Albanian; five (5) men and one (1) woman (source: Lipjan/Lipljan branch of the Prishtinë/Priština Basic Court).

Prishtinë/Priština Basic Prosecutor's Office covers the municipality.

## SECURITY PRESENCE



The Kosovo Police station in Lipjan/Lipljan has 94 police officers in the main police station and two (2) sub-stations in Magure/Magura and Janjevë/Janjevo, 80 are Kosovo Albanian, 13 are Kosovo Serb and one (1) is Kosovo Bosniak; 14 are women.

As for the international military presence Turkish KFOR covers the area (source: Kosovo Police).

## ECONOMY



The economy of Lipjan/Lipljan municipality is predominantly based on agriculture and small trade businesses. There are approximately 2,110 registered private businesses operating in the municipality. There is no reliable data on the number of people employed in the private sector (source: municipal directorate of economic development).

## PUBLIC SERVICES

### Infrastructure



The overall status of infrastructure in the municipality is assessed as good. Roads in four (4) villages are not asphalted and connected with the urban centre. Lipjan/Lipljan town and 40 out of 62 villages are connected to water supply system, while 47 villages are connected to sewage system (source: municipal directorate of public services).

### Health



The primary health care system currently includes one (1) main municipal family health centre in town, four (4) family health centres in villages of Shalë/Sedlare, Magurë/Magura, Gadime/Gadimlje and Janjevë/Janjevo, and seven (7) health houses in the surrounding villages. The health sector has 232 employees, including doctors, nurses and support staff, 224 Kosovo Albanian, five (5) Kosovo Serb, one (1) Kosovo Bosniak, one (1) Kosovo Croat and one (1) Kosovo Ashkali; 140 women and 92 men (source: municipal directorate of health and social care).

Kosovo Serbs use a makeshift health facility placed in the vicinity of the Serbian Orthodox church in Lipjan/Lipljan town (source: municipal office for communities and return).

### Education



There are 24 primary schools with 9,903 pupils and 793 teachers, three (3) secondary schools with 3,170 students and 205 teachers and one (1) kindergarten with 104 children and 20 teachers (source: municipal directorate of education).

There is one (1) primary school following Serbian curriculum in town, with three (3) satellite schools in Staro Gracko/Grackë e Vjetër, Rubovc/Rabovce, Lagjia Re/Novo Naselje villages, with 90 pupils and one (1) kindergarten with 40 pupils. The total number of teachers is 63 (source: municipal office for communities and return).

# LIPJAN/LIPLJAN

## RELIGIOUS AND CULTURAL SITES



There are 32 mosques in the municipality. Seven (7) mosques were damaged/destroyed in the 1999 conflict and were reconstructed afterwards, and 17 new mosques have been built after the conflict. There are five (5) Serbian Orthodox churches in the municipality, three (3) are in use, two (2) in Lipjan/Lipljan town and one (1) Rubovc/Rabovce village, while two (2) others located in Kraishtë/Krajište and Sllovi/Slovinje were destroyed/damaged after the 1999 conflict. The two (2) churches in Lipjan/Lipljan town (within the Special Protective Zone) sustained minor damages in the March 2004 riots and were reconstructed by the Reconstruction Implementation Commission (RIC) in 2005. There are two (2) Catholic churches in the municipality and both are in use. These churches did not suffer any damages (source: municipal directorate of youth, sport and culture).

A total of six (6) cultural heritage (archaeological and architectural) sites in Lipjan/Lipljan municipality are included in the Ministry of Culture, Youth and Sport list of sites under permanent/temporary protection.

## KEY FACTS

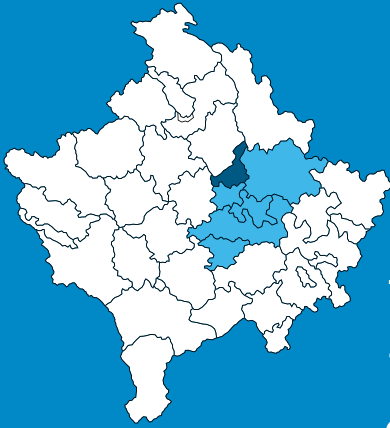


In Lipjan/Lipljan there are:

- 31 seats in the municipal assembly distributed amongst 8 political entities
- 94 police officers
- 6 judges
- 1,081 teachers in 25 primary and 3 secondary schools and 2 kindergartens

# OBILIQ/OBILIĆ

The OSCE regional centre Prishtinë/Priština covers six (6) municipalities, including Obiliq/Obilić, and has teams working in all of them.



105 km<sup>2</sup><sub>area</sub>  
 19<sub>villages</sub>  
 21,549<sub>population</sub>

## AREA AND POPULATION



The municipality of Obiliq/Obilić is located in central Kosovo. It covers an area of approximately 105 km<sup>2</sup> and includes Obiliq/Obilić town and 19 villages. According to the 2011 Kosovo Population and Housing Census, the total population is 21,549.

## Ethnic composition

1. Kosovo Albanians	19,854
2. Kosovo Roma	661
3. Kosovo Ashkali	578
4. Kosovo Serbs	276
5. Kosovo Bosniaks	58
6. Kosovo Egyptians	27
7. Kosovo Gorani	5
8. Kosovo Turks	2
9. Other	48
10. Not specified	40

(source: Kosovo Agency of Statistics)

According to the census conducted in 1991\*, there were 20,971 Kosovo Albanians, 5,490 Kosovo Serbs and 421 Kosovo Montenegrins in the municipality. There is no data from the census conducted in 1981, as Obiliq/Obilić was not a separate municipality at that time.

According to the UNHCR statistics, 1,898 displaced persons have returned to the municipality since 1999, of them 875 Kosovo Serbs, 608 Kosovo Roma, 409 Kosovo Ashkali and Kosovo Egyptians and six (6) Kosovo Bosniaks.

\*The 1991 census is not accepted by Kosovo Albanians as legitimate.

## GOVERNING STRUCTURES AND POLITICAL OVERVIEW

The total number of voters in Obiliq/Obilić municipality registered for the municipal elections held in 2017 (1<sup>st</sup> round in October and 2<sup>nd</sup> round in November) was 24,582<sup>1</sup>, including out-of-Kosovo voters. The voter turnout in 1<sup>st</sup> round was 50.71% or 12,466 voters and in 2<sup>nd</sup> round it was 43.69% or 10,739 voters (source: Central Election Commission).

The 2017 municipal election results were as follows:

28.07%	AAK Alliance for Future of Kosovo
22.44%	LDK Democratic League of Kosovo
15.65%	PDK Democratic Party of Kosovo
10.80%	LB Movement for Unification
8.39%	Vetëvendosje! (Self-Determination) Movement
5.91%	SL Serbian List
3.45%	SLS Independent Liberal Party
2.96%	NISMA Social Democratic Initiative

The current seat distribution is as follows:

6 seats
5 seats
3 seats
2 seats
2 seats
1 seat
1 seat
1 seat

1. The overall population figure presented above is taken from the 2011 census (or authoritative estimates where the census figure is not available), whereas the voters list is a reflection of all people with a civil registration entry in the municipality. In some cases, the voter's list figure is higher than or similar to the overall population number due to insufficient updating of the civil registry or a significant proportion of people registered in the municipality but actually living elsewhere or abroad.

# OBILIQ/OBILIĆ

## LEGISLATIVE



The municipal assembly has 21 seats distributed among eight (8) political entities, 19 members are Kosovo Albanian and two (2) are Kosovo Serb; seven (7) are women. The Municipal Assembly Chairperson is Burim Gerguri (AAK).

## EXECUTIVE



### Structure of municipal executive and the executive's political affiliations.

The municipality is headed by Mayor Xhafer Gashi (AAK), re-elected for his second term as mayor with 60.52% of votes in the second round of the 2017 municipal elections. In the 2013 municipal elections, Mayor Gashi won with 53.81% of votes in the second round. Deputy Mayor is Ajë Berisha (LB) and Deputy Mayor for Communities is Slaviša Jakovljević (SLS)\*.

There are 11 municipal departments. Two (2) departments are run by women directors: economy, finance and development (AAK) and environmental protection (AAK), nine (9) departments are run by men directors: general administration (LB); health and social welfare (AAK); education (AAK); local infrastructure (LB); urban planning, cadastre, and property (AAK); public services and emergencies (AAK); inspection (AAK); agriculture and rural development (LB); and culture, youth and sports (AAK). In the previous mandate (2013-2017), two (2) directors were women (source: municipal web site).

\*According to the Law on Local Self-Government, a municipality with less than ten (10) per cent of residents belonging to communities in a numerical minority is not required to appoint a deputy mayor for communities, but the position can be established if proposed by the Mayor and approved by the municipal assembly.

## JUDICIARY



Prishtinë/Priština Basic Court covers the municipality (source: Kosovo Judicial Council).

## SECURITY PRESENCE



Kosovo Police station in Obiliq/Obilić municipality has 48 police officers, 42 are Kosovo Albanian, five (5) are Kosovo Serb and one (1) is Circassian; nine (9) are women.

As for the international military presence, Finnish KFOR covers the area (source: Kosovo Police).

## ECONOMY



The economy of Obiliq/Obilić municipality is predominantly based on electrical energy production, agriculture and small trade businesses. The Kosovo Energy Corporation (KEK) is the primary employer. There are approximately 325 registered private businesses operating in the municipality. There are around 2,356 people employed in the private sector (source: municipal directorate of economy, finance and development).

## PUBLIC SERVICES

### Infrastructure



The overall status of infrastructure in the municipality is assessed as good. All the main roads connecting villages with the urban centre are asphalted. Obiliq/Obilić town and 17 out of 19 villages and connected to water supply and sewage system. Power supply is still a problem especially in the villages (source: municipal development plan).

### Health



The primary health care system currently includes one (1) municipal family health centre and seven (7) health houses in the surrounding villages. The health sector has 101 employees, including doctors, nurses and support staff; 60 women and 41 men.

There are three (3) Serbia-run healthcare facilities located in Plemetina/Plemetin, Babin Most/Babimoc and Carravodicë/Crkvena Vodica.

All communities have access to health care and all health facilities. However, Kosovo Serbs usually go to nearest Serbia-run health institutions (source: municipal directorate of health and social welfare).

### Education



There are nine (9) primary schools with 3,471 pupils and 307 teachers including the support staff, two (2) secondary schools with 797 students and 70 teachers including support staff and one (1) kindergarten with 80 children and nine (9) teachers and six (6) support staff.

There are two (2) primary schools following Serbian curriculum, one (1) in Carravodicë/Crkvena Vodica with 150 pupils and 19 teachers, including support staff (pupils attending Kosovo curriculum also use the same school facility but in different shift), and one (1) in Obiliq/Obilić town. In addition, there is a secondary school and a primary school in one (1) building in Plemetin/Plemetina with 157 pupils in secondary education and 295 pupils in primary education with 11 teachers and support staff which falls under Gračanica/Gračanicë school (source: directorate of education statistics for 2018).

# OBILIQ/OBILIĆ

## RELIGIOUS AND CULTURAL SITES



There are 16 mosques in the municipality, one (1) was damaged in the 1999 conflict and reconstructed following the conflict. Three (3) mosques have been built after the conflict. There are three (3) Serbian Orthodox churches, one (1) of them, the Church of the Birth of the Holly Virgin, which is not in use, was damaged during the 2004 March riots and reconstructed by Reconstruction Implementation Commission (RIC) in 2005. The Gazimestan monument, marking the 1389 Battle of Kosovo, is located in the municipality and has a Special Protective Zone around it (source: municipal directorate of culture, youth and sport).

A total of four (4) cultural (archaeological and architectural) heritage sites in Obiliq/Obilić municipality are included in the Ministry of Culture, Youth and Sport list of sites under permanent/temporary protection.

## KEY FACTS

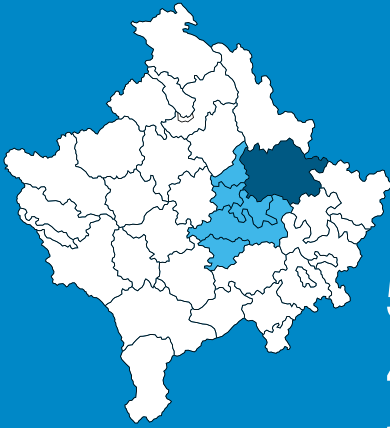


In Obiliq/Obilić there are:

- 21 seats in the municipal assembly distributed amongst 8 political entities
- 48 police officers
- No courts physically present in the municipality
- 411 teachers and support staff in 11 primary and 2 secondary schools and 1 kindergarten, and 11 teachers and support staff in primary and secondary school in Plementina (under Gračanica/Gračanicë school)

# PRISHTINË/PRIŠTINA

The OSCE regional centre Prishtinë/Priština covers six (6) municipalities, including Prishtinë/Priština where the centre is located, and has teams working in all of them.



572 km<sup>2</sup> area  
 48 villages  
 198,897 population

## AREA AND POPULATION



The municipality of Prishtinë/Priština is located in central Kosovo. It covers an area of approximately 572 km<sup>2</sup> and includes Prishtinë/Priština city and 48 villages. It is the administrative, political, economic and cultural centre of Kosovo and the most densely populated municipality. According to the 2011 Kosovo Population and Housing Census, the total population is 198,897.

## Ethnic composition

1. Kosovo Albanians	194,452
2. Kosovo Turks	2,156
3. Kosovo Ashkali	557
4. Kosovo Serbs	430
5. Kosovo Bosniaks	400
6. Kosovo Gorani	205
7. Kosovo Roma	56
8. Kosovo Egyptians	8
9. Other	334
10. Not specified	299

(source: Kosovo Agency of Statistics)

According to the census conducted in 1981, there were 140,043 Kosovo Albanians, 43,875 Kosovo Serbs and 6,394 Kosovo Montenegrins in the municipality; according to the census conducted in 1991\*, there were 154,990 Kosovo Albanians, 26,893 Kosovo Serbs and 3,912 Kosovo Montenegrins in the municipality.

According to the UNHCR statistics, 1,753 displaced persons have returned to the municipality since 1999, of them 1,145 Kosovo Serbs, 246 Kosovo Roma and 362 Kosovo Ashkali and Kosovo Egyptians.

\*The 1991 census is not accepted by Kosovo Albanians as legitimate.

## GOVERNING STRUCTURES AND POLITICAL OVERVIEW

The total number of voters in Prishtinë/Priština municipality registered for the municipal elections held in 2017 (1<sup>st</sup> round in October and 2<sup>nd</sup> round in November) was 188,341<sup>1</sup>, including out-of-Kosovo voters. The voter turnout in 1<sup>st</sup> round was 47.57% or 89,599 voters and in 2<sup>nd</sup> round it was 45.16% or 85,055 voters (source: Central Election Commission).

The 2017 municipal assembly election results were as follows:

33.12%	Vetëvendosje! (Self-Determination) Movement
28.34%	LDK Democratic League of Kosovo
10.99%	PDK Democratic Party of Kosovo
10.01%	AAK Alliance for Future of Kosovo
7.61%	AKR Alliance New Kosovo
3.20%	LB Movement for Unification
2.83%	NISMA Social Democratic Initiative
1.46%	ALTERNATIVA
	PSD Social Democratic Party
	Independent candidate

The current seat distribution is as follows:

7* seats
15 seats
6 seats
5 seats
4 seats
2 seats
1 seat
1 seat
9** seats
1* seat

1. The overall population figure presented above is taken from the 2011 census (or authoritative estimates where the census figure is not available), whereas the voters list is a reflection of all people with a civil registration entry in the municipality. In some cases, the voters list figure is higher than or similar to the overall population number due to insufficient updating of the civil registry or a significant proportion of people registered in the municipality but actually living elsewhere or abroad.

\* Following the elections, ten (10) Vetëvendosje! assembly members resigned from their party, nine (9) joined Social Democratic Party (PSD) and one (1) remained to hold the seat as an independent member.

\*\* In May 2018, members who previously resigned from Vetëvendosje! joined the Social Democratic Party (PSD) and assumed its leadership. This occurred after the 2017 municipal elections and for that reason PSD is not reflected in the election results chart, but only in the municipal assembly seat distribution category above.



# PRISHTINË/PRIŠTINA

## LEGISLATIVE



The municipal assembly has 51 seats distributed among ten (10) political entities, all members are Kosovo Albanian; 18 are women. The Municipal Assembly Chairperson is Agim Kuleta (LB).

## EXECUTIVE



### Structure of municipal executive and the executive's political affiliations.

The municipality is headed by Mayor Shpend Ahmeti (PSD)\*, re-elected for his the second term as mayor with 50.22% of votes in the second round of the 2017 municipal elections. In the 2013 municipal elections, Mayor Ahmeti won with 51.80% of votes in the second round. First Deputy Mayor is Selim Pacolli (AKR) and second Deputy Mayor is Muhedin Nushi (PSD).

There are 16 municipal departments. Four (4) departments are run by women directors: social welfare (ALTERNATIVA); finance (AKR); cadaster (Vetëvendosje!); and parks (AKR), 12 departments are run by men directors: administration (PSD); urbanism, construction and environmental protection (PSD); public services (PSD); strategic planning and sustainable development (PSD); capital investment and contracts management (AKR); inspection (AAK); property (PSD); education (AAK); health (Vetëvendosje!); culture (Vetëvendosje!); agriculture (AKR); and sports (AAK). In the previous mandate (2013-2017), three (3) directors were women (source: municipal web site).

\*In the 2017 municipal elections, Mayor Ahmeti ran as a Vetëvendosje! candidate, and subsequently joined the Social Democratic Party (PSD).

## JUDICIARY



Prishtinë/Priština Basic Court, including its branches, has 84 judges, 79 are Kosovo Albanian, 4 (four) are Kosovo Serb and one (1) is Kosovo Bosniak; 33 are women. There are also 22 newly appointed judges who are still undergoing training and do not work with cases yet. The Court has branches in Gillogoc/Glogovac, Gračanica/Graçanicë, Lipjan/Lipljan and Podujevë/Podujevo and additionally covers Fushë Kosovë/Kosovo Polje and Obiliq/Obilić municipalities (source: Kosovo Judicial Council).

The Court of Appeals, located in Prishtinë/Priština and covering all of Kosovo, has 41 judges, 34 are Kosovo Albanian, six (6) are Kosovo Serb (five (5) of whom sit in the Mitrovicë/Mitrovica branch) and one (1) is a Kosovo Bosniak; 11 are women.

The Kosovo Supreme Court has a total of 18 judges, 16 are Kosovo Albanian and two (2) are Kosovo Serb; six (6) are women.

Prishtinë/Priština Basic Prosecution Office, which covers the whole region, has 54 prosecutors, 52 are Kosovo Albanian and two (2) are Kosovo Serb; 26 are women.

## SECURITY PRESENCE



Prishtinë/Priština municipality has three (3) police stations and one sub-station in Donja Brnjica/Bërnica Poshtme village. There are 351 police officers, 332 are Kosovo Albanian, 15 are Kosovo Serb, two (2) are Kosovo Bosniak, one (1) is Kosovo Turk and one (1) is Kosovo Roma; 68 are women.

The Kosovo Police regional directorate with its respective units counts 260 police officers, 249 Kosovo Albanian, eight (8) Kosovo Serb and three (3) Kosovo Bosniak; 33 are women.

The international military presence is covered by Italian KFOR (source: Kosovo Police).

## ECONOMY



The economy of Prishtinë/Priština municipality is based on a wide range of economic activities including construction, agriculture, communications, trade and tourism. There are over 8,735 registered businesses with approximately 75,000 employees (source: municipal directorate of economy and development).

## PUBLIC SERVICES

### Infrastructure



The overall status of infrastructure in the municipality is assessed as good. All the roads connecting villages with the urban centre are asphalted. Prishtinë/Priština city and most of the villages are connected to water supply and sewage system. The municipality faces serious difficulties with air pollution and traffic congestions (source: pollution measurements by the municipality and the US Embassy, and municipal mobility plan/feasibility study).

### Health



The primary health care system currently includes one (1) main family health centre, 16 municipal family health centres and 13 health houses in the surrounding villages, and one (1) emergency health centre. The health sector has 843 employees, including doctors, nurses and support staff; 210 women and 633 men. Prishtinë/Priština also hosts the University Hospital where the secondary and tertiary health care is provided by 3,600 staff.

There is one (1) Serbia-run healthcare facility in Donja Brnica/Brnicë e Poshtme (source: municipal office for communities and return and Kosovo Serb representative).

Kosovo Serbs residing in Prishtinë/Priština city and Slivovo/Slivovë, Donja Brnjica/Bërnica e Poshtme, Gornja Brnjica/Bërnica e Epërme, Devet Jugoviça/Nëntë Jugoviç and Lebane/Leban villages, also use Serbia-run secondary health care services in Gračanica/Graçanicë municipality and the hospital located in Mitrovica/Mitrovicë North (source: municipal directorate of health and social welfare).



# PRISHTINË/PRIŠTINA

## Education



There are 43 primary and lower secondary schools with 32,921 pupils and 2,067 employees, 14 secondary schools with 10,361 students and 779 employees and 14 kindergartens with 2,025 children and 278 employees (source: municipal directorate of education).

Prishtinë/Priština also hosts the public university “Hasan Prishtina,” the main education institution with 14 faculties, providing education for around 53,000 students (source: Statistical Agency of Kosovo).

## RELIGIOUS AND CULTURAL SITES



There are 48 mosques in the municipality, six (6) were destroyed in the 1999 conflict and were reconstructed, and 25 new mosques have been built after the conflict. There are two (2) Serbian Orthodox churches, of which one (1) is in use, Saint Nicholas Church, and which was damaged during the March 2004 riots and reconstructed in 2008 by the Reconstruction Implementation Commission (RIC). There are two (2) Catholic churches, including the Roman Catholic Cathedral, in the municipality. One (1) Catholic church was built before the conflict, while the Cathedral was built after the conflict. There are six (6) Protestant Evangelical churches in the municipality, out of which one (1) was built before the conflict and five (5) others were built after the conflict. During the conflict these churches did not suffer any damages. There are five (5) tekkes and three (3) “zaviyes”, namely small tekkes (source: municipal department of culture, youth and sports).

A total of 134 cultural (archaeological and architectural) heritage sites within Prishtinë/Priština municipality are included in the Ministry of Culture, Youth and Sport list of sites under permanent/temporary protection.

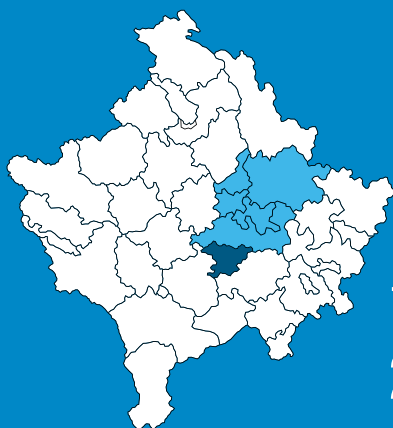
## KEY FACTS



In Prishtinë/Priština municipality there are:

- 51 seats in the municipal assembly distributed among 10 political entities
- 351 police officers in the stations and 260 in the regional command
- 165 judges in basic, appellate and supreme courts and 54 prosecutors
- 3,124 employees in 43 primary and 14 secondary schools and 14 kindergartens
- 1 public university

# SHTIME/ŠTIMLJE



134 km<sup>2</sup> area

22 villages

27,324 population

The OSCE regional centre Prishtinë/Priština covers six (6) municipalities, including Shtime/Štimlje, and has teams working in all of them.

## AREA AND POPULATION



The municipality of Shtime/Štimlje is located in southern Kosovo. It covers an area of approximately 134 km<sup>2</sup> and includes Shtime/Štimlje town and 22 villages. According to the 2011 Kosovo Population and Housing Census, the total population is 27,324.

## Ethnic composition

1. Kosovo Albanians	26,447
2. Kosovo Ashkali	750
3. Kosovo Serbs	49
4. Kosovo Roma	23
5. Kosovo Bosniaks	20
6. Kosovo Gorani	2
7. Kosovo Turks	1
8. Other	13
9. Not specified	19

(source: Kosovo Agency of Statistics)

According to the census conducted in 1991\*, there were 21,716 Kosovo Albanians, 971 Kosovo Serbs and 17 Kosovo Montenegrins in the municipality. There is no data from the census conducted in 1981, as Shtime/Štimlje was not a separate municipality at that time.

According to the UNHCR statistics, 168 displaced persons have returned to the municipality since 1999, all of them Kosovo Ashkali and Kosovo Egyptians.

\*The 1991 census is not accepted by Kosovo Albanians as legitimate.

## GOVERNING STRUCTURES AND POLITICAL OVERVIEW

The total number of voters in Shtime/Štimlje municipality registered for the municipal elections held in 2017 (1<sup>st</sup> round in October and 2<sup>nd</sup> round in November) was 26,356<sup>1</sup>, including out-of-Kosovo voters. The voter turnout in 1<sup>st</sup> round was 50.27% or 13,248 voters and in 2<sup>nd</sup> round it was 46.68% or 12,302 voters (source: Central Election Commission).

The 2017 municipal election results were as follows:

35.09%	PDK Democratic Party of Kosovo
18.53%	LDK Democratic League of Kosovo
16.19%	Vetëvendosje! (Self-Determination) Movement
10.83%	NISMA Social Democratic Initiative
8.69%	AAK Alliance for Future of Kosovo
3.76%	AKR Alliance New Kosovo
3.36%	LB Movement for Unification
	Independent Member

The current seat distribution is as follows:

8 seats
4 seats
2* seats
2 seats
2 seats
1 seat
1 seat
1* seat

1. The overall population figure presented above is taken from the 2011 census (or authoritative estimates where the census figure is not available), whereas the voters list is a reflection of all people with a civil registration entry in the municipality. In some cases, the voter's list figure is higher than or similar to the overall population number due to insufficient updating of the civil registry or a significant proportion of people registered in the municipality but actually living elsewhere or abroad.

\* Following the elections, one (1) Vetëvendosje! assembly member resigned from the party and remained to hold the seat as an independent member.

# SHTIME/ŠTIMLJE

## LEGISLATIVE



The municipal assembly has 21 seats distributed among eight (8) political entities, all members are Kosovo Albanian; eight (8) are women. The Municipal Assembly Chairperson is Ms. Medina Brahaj (PDK).

## EXECUTIVE



### Structure of municipal executive and the executive's political affiliations.

Shtime/Štimlje municipality is headed by Mayor Naim Ismajli (PDK), re-elected for his fourth term as mayor with 51.61% of votes in the second round of the 2017 municipal elections. In the 2013 municipal elections, Mayor Ismajli won with 50.27% of votes in the first round. Deputy Mayor is Rrahman Jakupi (PDK). There are seven (7) municipal departments. Two (2) departments are run by women directors: health and social welfare (PDK) and urban planning, cadastre and geodesy (PDK), five (5) departments are run by men directors: administration (PDK); economy (PDK); public services (PDK); education (PDK); and youth, culture and sports (PDK). In the previous mandate (2013-2017), two (2) directors were women (source: Mayor's office).

## JUDICIARY



There are no courts in Shtime/Štimlje. Ferizaj/Uroševac Basic Court covers the municipality (source: Kosovo Judicial Council). Ferizaj/Uroševac Basic Prosecutor's Office covers the municipality.

## SECURITY PRESENCE



The Kosovo Police station in Shtime/Štimlje municipality has 40 police officers, 39 are Kosovo Albanian and 1 (one) is Kosovo Ashkali; four (4) are women.

As for the international military presence Turkish KFOR covers the area (source: Kosovo Police).

## ECONOMY



The economy of Shtime/Štimlje municipality is predominantly based on agriculture. There are approximately 900 registered private businesses operating in the municipality. There is no reliable data on the number of people employed in the private sector (source: municipal directorate of economy).

## PUBLIC SERVICES

### Infrastructure



The overall status of infrastructure in the municipality is assessed as good. All the main roads connecting villages with the urban centre are asphalted. Shtime/Štimlje town and all villages are connected to water supply system since 2007 (source: municipal directorate of urban planning, cadastre and geodesy).

## Health



There is one (1) municipal family health centre and four (4) health houses. The health sector has 77 employees, including doctors, nurses and support staff; 52 women and 25 men. Shtime/Štimlje municipality hosts the only institution for persons with mental and physical disabilities in Kosovo, run by the Kosovo Ministry of Labour and Social Welfare, and has 76 staff members. There is also the Center for Integration and Rehabilitation of the chronic and psychiatric patients, run by the Kosovo Ministry of Health, and has 38 staff members.

All communities have access to health care and all health facilities (source: municipal directorate of health and social welfare).

## Education



There are seven (7) primary and two (2) secondary schools with 6,215 pupils and 405 teachers, and one (1) kindergarten with 41 children and five (5) staff members (source: education statistics in Kosovo 2016/2017 publication of the Ministry of Education, Science and Technology).

## RELIGIOUS AND CULTURAL SITES



There are 14 mosques in the municipality, five (5) were damaged/destroyed during the 1999 conflict and reconstructed afterwards, and three (3) new mosques have been built after the conflict. There are two (2) Serbian Orthodox churches in town, neither is in use. The Church of Saint Michael has been slightly damaged in the 2004 March riots and reconstructed by Reconstruction Implementation Commission (RIC) in 2005. Additional restoration works have been conducted by UNESCO in 2009-2010 (source: municipal office for communities and return).

A total of four (4) cultural (archaeological and architectural) heritage sites in Shtime/Štimlje municipality are included in the Ministry of Culture, Youth and Sport list of sites under permanent/temporary protection.

## KEY FACTS

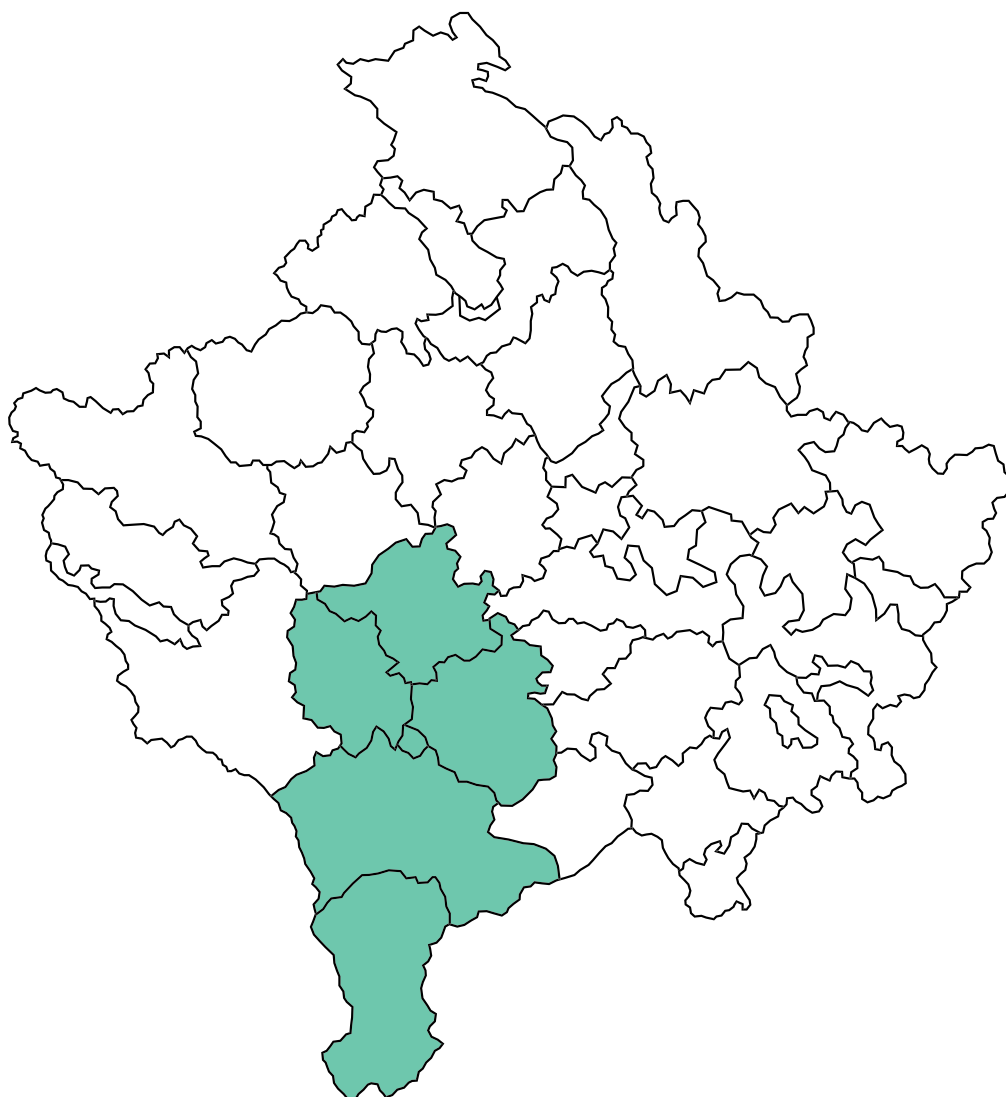


In Shtime/Štimlje there are:

- 21 seats in the municipal assembly distributed among 8 political entities
- 40 police officers
- No courts physically present in the municipality
- 410 teachers in 7 primary and 2 secondary schools and 1 kindergarten

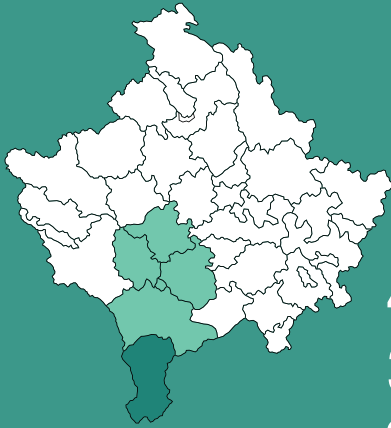
# MUNICIPAL PROFILE 2018

## PRIZREN REGION



# DRAGASH/DRAGAŠ

The OSCE regional centre Prizren covers six (6) municipalities, including Dragash/Dragaš, and has teams working in all of them.



435 km<sup>2</sup> area  
35 villages  
33,997 population

## AREA AND POPULATION



The municipality of Dragash/Dragaš is located in southern Kosovo. It covers an area of approximately 435 km<sup>2</sup> and includes Dragash/Dragaš town and 35 villages. According to the 2011 Kosovo Population and Housing Census, the total population is 33,997.

## Ethnic composition

1. Kosovo Albanians	20,287
2. Kosovo Gorani	8,957
3. Kosovo Bosniaks	4,100
4. Kosovo Turks	202
5. Kosovo Serbs	7
6. Kosovo Ashkali	4
7. Kosovo Egyptians	3
8. Kosovo Roma	3
9. Other	283
10. Not specified	151

(source: Kosovo Agency of Statistics)

According to the census conducted in 1981, there were 18,623 Kosovo Albanians, 93 Kosovo Serbs and 21 Kosovo Montenegrins in the municipality; whereas according to the census conducted in 1991\*, there were 941 Kosovo Albanians, 60 Kosovo Serbs and 10 Kosovo Montenegrins in the municipality. The 1981 census notes that the majority in the municipality were 'Muslims' (the number was 15,942). 'Muslim' was a term used in the former Yugoslavia to designate ethnic belonging for the community of Slavic-speaking Muslims. In Dragash/Dragaš, this community is today declared as either Kosovo Gorani or Kosovo Bosniaks. In 1991, there were 16,112 people declared as 'Muslims'.

According to the UNHCR statistics, 1,441 displaced persons have returned to the municipality since 1999, of them six (6) Kosovo Bosniaks and 1,435 Kosovo Gorani.

\*The 1991 census is not accepted by Kosovo Albanians as legitimate.

## GOVERNING STRUCTURES AND POLITICAL OVERVIEW

The total number of voters in Dragash/Dragaš municipality registered for the municipal elections held in 2017 (1<sup>st</sup> round in October and 2<sup>nd</sup> round in November) was 40,338<sup>1</sup>, including out-of-Kosovo voters. The voter turnout in 1<sup>st</sup> round was 37.34% or 15,063 voters and in 2<sup>nd</sup> round it was 32.35% or 13,051 voters (source: Central Election Commission).

The 2017 municipal assembly election results were as follows:

32.39%	PDK – Democratic Party of Kosovo
28.47%	LDK – Democratic League of Kosovo
10.71%	VAKAT Coalition Vakati
8.42%	JGP – United Gorani Party
5.21%	Vetëvendosje! (Self-Determination) Movement
4.64%	AAK – Alliance for the Future of Kosovo
2.68%	NISMA – Social Democratic Initiative
2.53%	PG – Movement for Gora
2.30%	AKR – Alliance New Kosovo
2.23%	GIG – Gora Citizens' Initiative

The current seat distribution is as follows:

9 seats
7 seats
3 seats
2 seats
1 seat
1 seat
1 seat
1 seat
1 seat
1 seat

1. The overall population figure presented above is taken from the 2011 census (or authoritative estimates where the census figure is not available), whereas the voters list is a reflection of all people with a civil registration entry in the municipality. In some cases, the voters list figure is higher than or similar to the overall population number due to insufficient updating of the civil registry or a significant proportion of people registered in the municipality but actually living elsewhere or abroad.

# DRAGASH/DRAGAŠ

## LEGISLATIVE



The municipal assembly has 27 seats distributed among ten (10) political entities, 20 members are Kosovo Albanian, four (4) are Kosovo Gorani and three (3) are Kosovo Bosniak; eight (8) are women. The Municipal Assembly Chairperson is Betim Merdiu (PDK). The Municipal Assembly Deputy Chairperson for Communities in Dragash/Dragaš is Selman Osmani, a Kosovo Gorani (JGP)\*.

\*According to the Law on Local Self-Government, a municipality with more than ten (10) per cent of residents belonging to communities in numerical minority position in that municipality is required to appoint a deputy mayor for communities and a deputy municipal assembly chairperson for communities.

## EXECUTIVE



### Structure of municipal executive and the executive's political affiliations.

The municipality is headed by Mayor Shaban Shabani (PDK), elected for his term as mayor with 51.07% of votes in the second round of the 2017 municipal elections. In the previous term, the mayor was Salim Jenuzi (PDK), who was elected in the second round of the 2013 municipal elections with 60.55% of the votes cast. Deputy Mayor is Selami Sahiti (AAK) and Deputy Mayor for Communities is Šerif Aga (VAKAT, Kosovo Bosniak).

There are eight (8) municipal departments, all run by men directors: economy and finance (PDK); education (PDK); geodesy and cadastre (VAKAT); administration (PDK); culture youth and sports (AKR); agriculture rural development and inspection (JGP); health and social welfare (VAKAT); and protection rescue and public services (GIG). In the previous mandate (2013-2017), there were also no women directors (source: municipal website).

## JUDICIARY



Prizren Basic Court has a branch in Dragash/Dragaš with two (2) Kosovo Albanian judges: one (1) man and one (1) woman (source: Prizren Basic Court).

Prizren Basic Prosecutor's Office covers the municipality.

## SECURITY PRESENCE



The Kosovo Police station in Dragash/Dragaš has 55 police officers, including six (6) police officers at the Kruševo/Krushevë police sub-station: 36 are Kosovo Albanian, 15 are Kosovo Gorani and four (4) are Kosovo Bosniak (source: Kosovo Police).

As for the international military presence, Turkish KFOR Liaison Monitoring Team covers the area.

## ECONOMY



The economy of Dragash/Dragaš municipality is predominantly based on agriculture and small business. There are approximately 744 registered private businesses operating in the municipality with around 1,152 employees. The municipality wishes to strengthen its touristic potential (source: municipal website).

## PUBLIC SERVICES

### Infrastructure



The overall status of infrastructure in the municipality is assessed as good. Almost all roads are asphalted. The construction of a common water supply system for 15 villages started in 2011 and is still ongoing, while other villages have individual water supply systems (source: municipal development plan).

### Health



The primary health care system includes one (1) main family health centre and 13 health houses. The health sector has 100 employees, including doctors, nurses and support staff; 78 men and 22 women.

All communities have access to health care and facilities (source: municipal directorate of health and social welfare).

### Education



There are 35 primary schools with 3,579 pupils and 470 teachers, providing education in Albanian and Bosnian languages, within the Kosovo curriculum, one (1) multi-ethnic secondary school in Dragash/Dragaš town with 601 students, 537 Kosovo Albanian and 64 Kosovo Bosniak, and 73 teachers that provide education in Albanian and Bosnian languages under the Kosovo curriculum.

There are six (6) Serbian-curriculum primary and one (1) secondary schools spread across the Kosovo Gorani and Kosovo Bosniak inhabited villages, with approximately 175 employees, including support staff. In total, 600 pupils are registered for pre-school and primary school classes and 150 for secondary school (source: municipal directorate of education and management of secondary school in Mlike/Mlikë).

## RELIGIOUS AND CULTURAL SITES



There are two (2) mosques in Dragash/Dragaš town and 35 in surrounding villages, one in each village. None were damaged during the conflict, and regular renovation/maintenance works have been conducted after the conflict (source: municipal development plan).

A total of 14 cultural heritage sites in Dragash/Dragaš municipality are included in the Ministry of Culture Youth and Sport list of sites under temporary protection.

## KEY FACTS

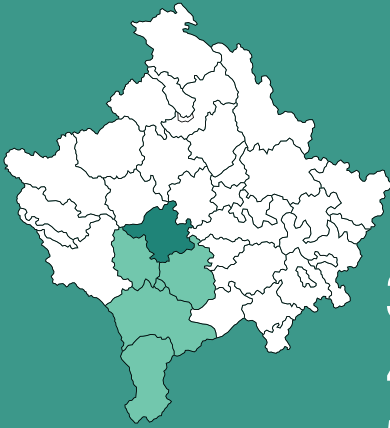


In Dragash/Dragaš there are:

- 27 seats in the municipal assembly distributed among 10 political entities
- 55 police officers
- 2 judges
- 718 teachers and support staff in 41 primary and 2 secondary schools



# MALISHEVË/MALIŠEVO



306 km<sup>2</sup><sub>area</sub>  
 43<sub>villages</sub>  
 54,613<sub>population</sub>

The OSCE regional centre Prizren covers six (6) municipalities, including Malishevë/Mališevo, and has teams working in all of them.

## AREA AND POPULATION



The municipality of Malishevë/Mališevo is located in south-eastern Kosovo. It covers an area of approximately 306 km<sup>2</sup> and includes Malishevë/Mališevo town and 43 villages. According to the 2011 Kosovo Population and Housing Census, the total population is 54,613.

## Ethnic composition

1. Kosovo Albanians	54,501
2. Kosovo Roma	26
3. Kosovo Bosniaks	15
4. Kosovo Ashkali	5
5. Other	8
6. Not specified	58

(source: Kosovo Agency of Statistics)

According to the census conducted in 1991\*, there were 47,318 Kosovo Albanians, 475 Kosovo Serbs and 11 Kosovo Montenegrins in the municipality. There is no data from the census conducted in 1981, as Malishevë/Mališevo was not a separate municipality at that time.

According to the UNHCR statistics, 17 displaced persons have returned to the municipality since 1999, all of them Kosovo Roma.

\*The 1991 census is not accepted by Kosovo Albanians as legitimate.

## GOVERNING STRUCTURES AND POLITICAL OVERVIEW

The total number of voters in Malishevë/Mališevo municipality registered for the municipal elections held in 2017 (1<sup>st</sup> round in October and 2<sup>nd</sup> round in November) was 52,273<sup>1</sup>, including out-of-Kosovo voters. The voter turnout in 1<sup>st</sup> round was 43.67% or 22,830 voters and in 2<sup>nd</sup> round it was 38.05% or 19,892 voters (source: Central Election Commission).

The 2017 municipal assembly election results were as follows:

33.82%	NISMA - Social Democratic Initiative
27.95%	PDK - Democratic Party of Kosovo
18.03%	LDK - Democratic League of Kosovo
14.28%	Vetëvendosje! (Self-Determination) Movement
4.31%	AAK - Alliance for the Future of Kosovo

The current seat distribution is as follows:

12* seats
9 seats
5* seats
4 seats
1 seat

1. The overall population figure presented above is taken from the 2011 census (or authoritative estimates where the census figure is not available), whereas the voters list is a reflection of all people with a civil registration entry in the municipality. In some cases, the voters list figure is higher than or similar to the overall population number due to insufficient updating of the civil registry or a significant proportion of people registered in the municipality but actually living elsewhere or abroad.

\* Following the elections, one (1) LDK municipal assembly member resigned from LDK and joined NISMA.



# MALISHEVË/MALIŠEVO

## LEGISLATIVE



The municipal assembly has 31 seats distributed among five (5) political entities, all members are Kosovo Albanian; 11 are women. The Municipal Assembly Chairperson is Rrahim Morina (LDK).

## EXECUTIVE



### Structure of municipal executive and the executive's political affiliations.

The municipality is headed by Mayor Ragip Begaj (NISMA), re-elected for his second term as mayor with 55.80% of votes in the second round of the 2017 municipal elections. In the 2013 municipal elections, Mayor Begaj (then a PDK candidate), won with 65,85% of votes in the first round. Deputy Mayor is Hajdin Berisha (NISMA).

There are 11 municipal departments. One (1) department is run by a woman director: culture, youth and sports (NISMA), ten (10) departments are run by men directors: administration (NISMA); education (NISMA); agriculture and forestry (NISMA); economy and finance (NISMA); protection and rescue (NISMA); geodesy and cadastre (NISMA); inspections (NISMA); health and social welfare (NISMA); public services (NISMA); and urbanism (NISMA). In the previous mandate (2013-2017), one (1) director was a woman (source: municipal website).

## JUDICIARY



Gjakovë/Đakovica Basic Court has a branch in Malishevë/Mališevo with five (5) Kosovo Albanian judges, all male (source: Malishevë/Mališevo branch court).

Gjakovë/Đakovica Basic Prosecutor's Office covers the municipality.

## SECURITY PRESENCE



The Kosovo Police station in Malishevë/Mališevo municipality has 61 Kosovo Albanian police officers; two (2) are women (source: Kosovo Police).

As for the international military presence, the Swiss KFOR Liaison Monitoring Team covers the area (source: Swiss KFOR LMT).

## ECONOMY



The economy of Malishevë/Mališevo municipality is predominantly based on agriculture and small trade businesses. There are approximately 1,434 registered private businesses operating in the municipality. (source: municipal business centre office).

## PUBLIC SERVICES

### Infrastructure



The overall status of infrastructure in the municipality is assessed as good. Most of the roads leading to town and villages are asphalted and the municipality is a point on the Ibrahim Rugova highway, connecting to Albania. Twenty four (24) out of 43 villages are connected to water supply system and 25 villages are connected to sewage system, with additional ten (10) villages partially connected to both systems. Water supply remains an issue in the municipality (source: municipal directorate of urbanism).

### Health



The primary health care system includes one (1) main municipal family health centre and seven (7) sub-units, as well as six (6) family health centres located in villages. The health sector employs 122 people, including doctors, nurses and support staff; 64 men and 58 women.

All communities have access to health care and all health facilities (source: municipal directorate of health and social welfare).

### Education



There are 36 primary schools and three (3) satellite schools with 9,541 pupils and 711 teachers and three (3) secondary schools, including two (2) vocational schools, with 3,224 students and 128 teachers. There is one (1) kindergarten with 75 children and eight (8) educators (source: municipal directorate of education).

## RELIGIOUS AND CULTURAL SITES



There are 17 mosques in Malishevë/Mališevo, all active. Nine (9) of them were destroyed in the 1999 conflict and were all reconstructed afterwards. There are remains of one (1) Serbian Orthodox church in the municipality, which was substantially damaged after the conflict and is no longer in use. There is one (1) Catholic church and two (2) Protestant churches (source: head of local Islamic community, Mayor's legal advisor).

A total of 20 cultural heritage sites in Malishevë/Mališevo municipality are included in the Ministry of Culture Youth and Sport list of sites under temporary protection.

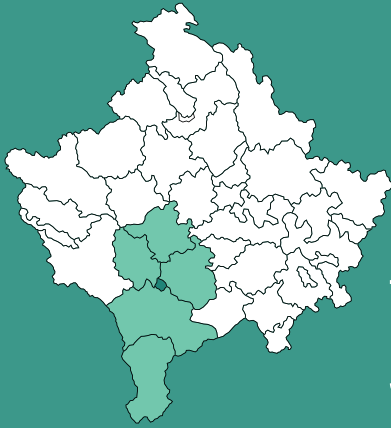
## KEY FACTS



In Malishevë/Mališevo there are:

- 31 seats in the municipal assembly distributed among 5 political entities
- 61 police officers
- 5 judges
- 847 teachers in 36 primary and 3 secondary schools and 1 kindergarten

# MAMUŠA/MAMUSHË/MAMUŠA



11 km<sup>2</sup> area

5,507 population

The OSCE regional centre Prizren covers six (6) municipalities, including Mamuša/Mamushë/Mamuša, and has teams working in all of them.

## AREA AND POPULATION



The municipality of Mamuša/Mamushë/Mamuša is located in south-eastern Kosovo and covers an area of approximately 11 km<sup>2</sup>. According to the 2011 Kosovo Population and Housing Census, the total population is 5,507.

## Ethnic composition

1. Kosovo Turks	5,128
2. Kosovo Albanians	327
3. Kosovo Roma	39
4. Kosovo Ashkali	12
5. Kosovo Bosniaks	1

(source: Kosovo Agency of Statistics)

Mamuša/Mamushë/Mamuša was not a separate municipality in 1981 and 1991 and therefore data from the censuses conducted in these years are not available.

According to the UNHCR statistics, three (3) displaced persons have returned to the municipality since 1999, all of them Kosovo Ashkali and Kosovo Egyptian.

## GOVERNING STRUCTURES AND POLITICAL OVERVIEW

The total number of voters in Mamuša/Mamushë/Mamuša registered for the municipal elections held in October 2017 was 3,935<sup>1</sup>, including out-of-Kosovo voters. The voter turnout was 67.50% or 2,656 voters (source: Central Election Commission).

The 2017 municipal assembly election results were as follows:

47.88%	KDTP - Turkish Democratic Party of Kosovo
47.04%	KTAP - Kosovo Turkish Justice Party
3.73%	PDK - Democratic Party of Kosovo

The current seat distribution is as follows:

7 seats
7 seats
1 seat

1. The overall population figure presented above is taken from the 2011 census (or authoritative estimates where the census figure is not available), whereas the voters list is a reflection of all people with a civil registration entry in the municipality. In some cases, the voters list figure is higher than or similar to the overall population number due to insufficient updating of the civil registry or a significant proportion of people registered in the municipality but actually living elsewhere or abroad.

# MAMUŠA/MAMUSHË/MAMUŠA

## LEGISLATIVE



The municipal assembly has 15 seats distributed among three (3) political entities, 14 members are Kosovo Turk, one (1) is Kosovo Albanian; six (6) are women. The Municipal Assembly Chairperson is Ilijaz Bayraktar (KTAP).

## EXECUTIVE



### Structure of municipal executive and the executive's political affiliations.

Mamuša/Mamushë/Mamuša municipality is headed by Mayor Abdulhadi Krasniq (KDTP), elected for his first term as mayor with 53.99% of votes in the first round of the 2017 municipal elections. In the previous term, the mayor was Arif Bytyc (KTAP), who was elected in the first round of the 2013 elections with 52.59% of the votes. Deputy Mayor is Hilimi Sala (KDTP), and Deputy Mayor for Communities is Ms. Ganimete Sadiku (PDK)\*.

There are six (6) municipal departments, all run by men directors: general administration and joint affairs (KDTP); budget and finance (KDTP); education (KDTP); health and social welfare (KDTP); urbanism spatial planning cadastre and geodesy (KDTP); and public services (KDTP) (source: municipal administration office).

\*According to the Law on Local Self-Government, a municipality with less than ten (10) per cent of residents belonging to communities in a numerical minority is not required to appoint a deputy mayor for communities, but the position can be established if proposed by the Mayor and approved by the municipal assembly.

## JUDICIARY



There are no courts in Mamuša/Mamushë/Mamuša. Prizren Basic Court covers the municipality (source: Prizren Basic Court). Prizren Basic Prosecutor's office covers the municipality.

## SECURITY PRESENCE



The police station has 22 police officers, 17 are Kosovo Albanian and five (5) are Kosovo Turk; two (2) are women (source: Kosovo Police).

As for the international military presence, the Turkish KFOR Liaison Monitoring Team covers the area.

## ECONOMY



The economy of Mamuša/Mamushë/Mamuša municipality is mainly based on small scale farming and trade activities. There are some 800 registered private businesses operating in the municipality. There is no reliable data on the number of people employed in the private sector (source: Mamuša/Mamushë/Mamuša municipal Integrity Plan).

## PUBLIC SERVICES

### Infrastructure



The overall infrastructure status in the municipality is assessed as good. The main road in the municipality is asphalted. Water supply system is improving following many problems, but there is no sewage system. Power supply is still a problem, especially in the winter (source: municipal development plan).

### Health



Mamuša/Mamushë/Mamuša has one (1) municipal family health center with 17 employees, including doctors, nurses and support staff; ten (10) women and seven (7) men. For more complex health issues, residents go to Prizren Regional Hospital.

All communities have access to health care and all health facilities (source: municipal directorate of health and social welfare).

### Education



There is one (1) primary lower education school in the municipality with 739 pupils and 49 teachers, including three (3) preschool teachers and one (1) upper secondary school with 203 students and four (4) teachers (source: municipal directorate of education, education statistic MEST).

## RELIGIOUS AND CULTURAL SITES



Mamuša/Mamushë/Mamuša has two (2) mosques, which were not damaged during the 1999 conflict and are in use (source: municipal development plan).

The Watch Tower of Mahmud Pasha is included in the Ministry of Culture Youth and Sport list of sites under temporary protection.

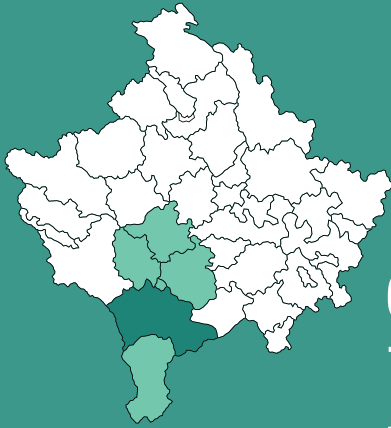
## KEY FACTS



In Mamuša/Mamushë/Mamuša there are:

- 15 seats in the municipal assembly distributed among 3 political entities
- 22 police officers
- No courts physically present in the municipality
- 53 teachers in 1 primary and 1 secondary school

# PRIZREN



640 km<sup>2</sup><sub>area</sub>  
 74<sub>villages</sub>  
 177,781<sub>population</sub>

The OSCE regional centre Prizren covers six (6) municipalities, including Prizren, where the centre is located, and has teams working in all of them.

## AREA AND POPULATION



The municipality of Prizren is located in south-eastern Kosovo. It covers an area of approximately 640 km<sup>2</sup> and includes Prizren city and 74 villages. According to the 2011 Kosovo Population and Housing Census, the total population is 177,781.

## Ethnic composition

1. Kosovo Albanians	145,718
2. Kosovo Bosniaks	16,896
3. Kosovo Turks	9,091
4. Kosovo Roma	2,899
5. Kosovo Ashkali	1,350
6. Kosovo Gorani	655
7. Kosovo Serbs	237
8. Kosovo Egyptians	168
9. Other	386
10. Not specified	381

(source: Kosovo Agency of Statistics)

According to the census conducted in 1981, there were 93,657 Kosovo Albanians, 11,651 Kosovo Serbs and 538 Kosovo Montenegrins in the municipality; according to the census conducted in 1991\*, there were 135,674 Kosovo Albanians, 10,911 Kosovo Serbs and 460 Kosovo Montenegrins in the municipality.

According to the UNHCR statistics, 1,810 displaced persons have returned to the municipality since 1999, of them 595 Kosovo Serbs, 170 Kosovo Roma, 54 Kosovo Ashkali and Kosovo Egyptians, 975 Kosovo Bosniaks and 16 Kosovo Gorani.

\*The 1991 census is not accepted by Kosovo Albanians as legitimate.

## GOVERNING STRUCTURES AND POLITICAL OVERVIEW

The total number of voters in Prizren municipality registered for the municipal elections held in 2017 (1<sup>st</sup> round in October and 2<sup>nd</sup> round in November) was 168,884<sup>1</sup>, including out-of-Kosovo voters. The voter turnout in 1<sup>st</sup> round was 40.62% or 68,595 voters and in 2<sup>nd</sup> round it was 30.94% or 52,255 voters (source: Central Election Commission).

The 2017 municipal assembly election results were as follows:

31.21%	PDK Democratic Party of Kosovo
16.91%	Vetëvendosje! (Self-Determination) Movement
15.25%	LDK Democratic League of Kosovo
8.72%	AAK Alliance for Future of Kosovo
8.34%	NISMA Social Democratic Initiative
7.23%	KDTP Kosovo Democratic Turkish Party
5.53%	VAKAT Coalition VAKAT
3.98%	NDS New Democratic Party

The current seat distribution is as follows:

13 seats
7 seats
6 seats
4 seats
4 seats
3 seats
2 seats
2 seats

1. The overall population figure presented above is taken from the 2011 census (or authoritative estimates where the census figure is not available), whereas the voters list is a reflection of all people with a civil registration entry in the municipality. In some cases, the voters list figure is higher than or similar to the overall population number due to insufficient updating of the civil registry or a significant proportion of people registered in the municipality but actually living elsewhere or abroad.



The municipal assembly has 41 seats distributed among eight (8) political entities, 34 members are Kosovo Albanian, four (4) are Kosovo Bosniak and three (3) are Kosovo Turk; 16 are women. The Municipal Assembly Chairperson is Artan Abrashi (Vetëvendosje!) and the Municipal Assembly Deputy Chairperson for Communities is Sencar Karamuço (KDTP)\*.

\*According to the Law on Local Self-Government, a municipality with more than ten (10) per cent of residents belonging to communities in numerical minority position in that municipality is required to appoint a deputy mayor for communities and a deputy municipal assembly chairperson for communities.

## EXECUTIVE



### Structure of municipal executive and the executive's political affiliations.

The municipality is headed by Mayor Mytaher Haskuka (Vetëvendosje!), elected for his first term as mayor with 50.36% of votes in the second round of the 2017 municipal elections. In the previous term, the mayor was Ramadan Muja (PDK), who was elected in the second round of the 2013 municipal elections with 53.78% of the votes. Deputy Mayor is Eshref Memaj (LDK), and Deputy Mayor for Communities is Ms. Memnuna Ajdini (VAKAT).

It has 13 municipal departments. One (1) department is run by a woman director: tourism and economic development (KDTP), 12 departments are run by men directors: health (Vetëvendosje!); inspection (Vetëvendosje!); public services (Vetëvendosje!); emergency and safety (Vetëvendosje!); administration (NISMA); education and science (NISMA); culture, youth and sports (NISMA); cadastre and geodesy (NDS); urbanism and spatial planning (LDK); agriculture and rural development (LDK); labour and social welfare (LDK); and budget and finance (KDTP). In the previous mandate (2013-2017), two (2) directors were women (source municipal information officer).

## JUDICIARY



Prizren Basic Court consists of a general department, a serious crimes department, a juvenile department and a minor offences division. It has 43 judges, including the court president, 38 Kosovo Albanian, four (4) Kosovo Bosniak and one (1) Kosovo Roma; 11 are women. It has branches in Dragash/Dragaš and Suharekë/Suva Reka and also covers Mamuşa/Mamushë/Mamuša municipality (source: Prizren basic court).

Prizren Basic Prosecutor's Office consists of a general department, department of serious crimes and a juveniles department. The office has 24 prosecutors, including Chief Prosecutor, all Kosovo Albanian; seven (7) are women. In addition to Prizren, it covers Dragash/Dragaš, Mamuşa/Mamushë/Mamuša and Suharekë/Suva Reka municipalities.



## SECURITY PRESENCE

Kosovo Police in Prizren municipality has 192 police officers, including police stations South (136 police officers) and North (56 police officers) and police sub-stations in Zhur/Žur and Sredska/Sreckë, 139 are Kosovo Albanian, 34 Kosovo Bosniak, 15 Kosovo Turk, 3 Kosovo Gorani and one (1) Kosovo Roma; 176 men and 16 women (source: Kosovo Police).

Kosovo Police Regional Headquarters, including Regional Investigation Unit and Regional Rapid Response Unit, has 78 police officers, 70 Kosovo Albanian, four (4) Kosovo Turk, three (3) Kosovo Bosnian and one (1) Kosovo Roma; 14 are women. Regional Traffic Unit has 50 police officers, 44 Kosovo Albanian, four (4) Kosovo Turk, one (1) Kosovo Bosnian and one (1) Kosovo Roma; three (3) are women.

As for the international military presence, the Swiss KFOR Liaison Monitoring Team, German KFOR, and Turkish KFOR cover the area.



## ECONOMY

The economy of Prizren municipality is mainly based on agriculture, trade, construction and food processing, all private enterprises. There are some 5,400 registered private businesses operating in the municipality. There is no reliable data on the number of people employed in the private sector. The industrial zone is still under pending process of expropriation of the properties located under this zone (source: Kosovo business registration office).

## PUBLIC SERVICES



### Infrastructure

The overall status of infrastructure in the municipality is assessed as good. All the main roads connecting villages with the urban centre are asphalted. Water supply is functional in Prizren city and in villages. There is no sewage system in a few villages. Power supply is still a problem, especially during the winter and in the villages (source: local public water company "Hidroregjioni").

# PRIZREN

## Health



The primary health care system includes 14 municipal family health centres and 26 health houses. It has 475 employees, including doctors, nurses and support staff; 264 women and 211 men.

The regional hospital in Prizren offers services to approximately 250,000 residents. It employs 778 workers, including 155 doctors, and is equipped with emergency and intensive care units.

The Kosovo Serb community uses two (2) Serbia-run healthcare facilities, located in villages Sredska/Sreckë and Mushnikovë/Mušnikovo with in total five (5) medical and support staff. For secondary health care services Kosovo Serbs travel to Štrpce/Shtërpçë, Sredska/Sredskë or Mitrovica/Mitrovicë North.

All communities have access to health care and facilities (source: municipal director of health).

## Education



There are 56 schools, 51 primary and lower secondary schools with 25,808 pupils and 1,877 teachers and five (5) upper secondary schools with 7,691 pupils and 373 teachers. Kindergartens are privately run. There is also a public university in Prizren “Ukshin Hoti”, offering lectures in Albanian, Bosnian and Turkish languages (source: municipal directorate of education and science, and education statistic are provided by the Ministry of Education, Science and Technology).

## RELIGIOUS AND CULTURAL SITES



Prizren has 75 mosques. Seven (7) of them have been renovated since the 1999 conflict and all are in use. There are 20 Serbian Orthodox churches and monasteries, seven (7) of them were destroyed or damaged during the March 2004 riots, and all of them were reconstructed from 2005 to 2016. Two (2) churches in Prizren town, St George and Holy Virgin of Ljevisa, and the Monastery of St, Archangels near the town have permanent presence of the clergy. There are (5) Catholic churches currently in use, and not damaged during the conflict, seven (7) tekkes and three (3) Protestant churches (source: Islamic community centre, Ministry of Culture, Youth and Sports and UNESCO).

A total of 184 cultural heritage sites in Prizren municipality are included in the Ministry of Culture Youth and Sport list of sites under temporary protection and six (6) under permanent protection.

## KEY FACTS



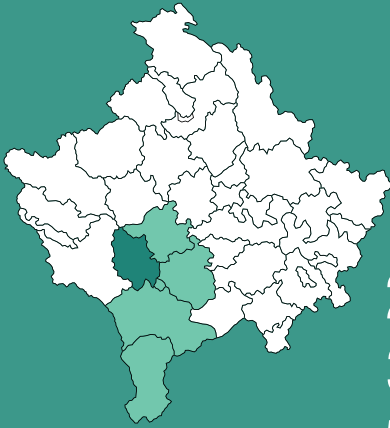
In Prizren there are:

- 41 seats in the municipal assembly distributed among 8 political entities
- 192 police officers in the stations and 128 in the regional command
- 43 judges and 24 prosecutors
- 2,250 teachers in 51 primary and 5 secondary schools
- 1 public university



# RAHOVEC/ORAHOVAC

The OSCE regional centre Prizren covers six (6) municipalities, including Rahovec/Orahovac, and has teams working in all of them.



275 km<sup>2</sup><sub>area</sub>  
 35<sub>villages</sub>  
 56,208<sub>population</sub>

## AREA AND POPULATION



The municipality of Rahovec/Orahovac is located in south-western Kosovo. It covers an area of approximately 275 km<sup>2</sup> and includes Rahovec/Orahovac town and 35 villages. According to 2011 Kosovo Population and Housing Census, the total population is 56,208.

## Ethnic composition

1. Kosovo Albanians	55,166
2. Kosovo Ashkali	404
3. Kosovo Egyptians	299
4. Kosovo Serbs	134
5. Kosovo Roma	84
6. Kosovo Bosniaks	10
7. Kosovo Turks	2
8. Other	11
9. Not specified	98

(source: Kosovo Agency of Statistics)

According to the census conducted in 1981, there were 56,391 Kosovo Albanians, 4,026 Kosovo Serbs and 209 Kosovo Montenegrins in the municipality; according to the census conducted in 1991\*, there were 55,033 Kosovo Albanians, 3,795 Kosovo Serbs and 174 Kosovo Montenegrins in the municipality.

According to the UNHCR statistics, 386 displaced persons have returned to the municipality since 1999, of them 318 Kosovo Serbs, 22 Kosovo Roma and 46 Kosovo Ashkali and Kosovo Egyptians.

\*The 1991 census is not accepted by Kosovo Albanians as legitimate.

## GOVERNING STRUCTURES AND POLITICAL OVERVIEW

The total number of voters in Rahovec/Orahovac municipality registered for the municipal elections held in 2017 (1<sup>st</sup> round in October and 2<sup>nd</sup> round in November) was 57,200<sup>1</sup>, including out-of-Kosovo voters. The voter turnout in 1<sup>st</sup> round was 41.73% or 23,868 voters and in 2<sup>nd</sup> round it was 37.05% or 21,195 voters (source: Central Election Commission).

The 2017 municipal assembly election results were as follows:

29.15%	PKD Democratic Party of Kosovo
23.91%	AAK Alliance for the Future of Kosovo
22.27%	LDK Democratic League of Kosovo
13.39%	Vetëvendosje! (Self-Determination) Movement
3.10%	NISMA Social Democratic Initiative
2.49%	AKR Alliance New Kosovo
2.03%	IQDU Citizen Initiative for Unity and Justice
1.76%	SL Serbian List

The current seat distribution is as follows:

9 seats
7 seats
7 seats
4 seats
1 seat
1 seat
1 seat
1 seat

1. The overall population figure presented above is taken from the 2011 census (or authoritative estimates where the census figure is not available), whereas the voters list is a reflection of all people with a civil registration entry in the municipality. In some cases, the voters list figure is higher than or similar to the overall population number due to insufficient updating of the civil registry or a significant proportion of people registered in the municipality but actually living elsewhere or abroad.



# RAHOVEC/ORAHOVAC

## LEGISLATIVE



The municipal assembly has 31 seats distributed among eight (8) political entities, 30 members are Kosovo Albanian and one (1) is a Kosovo Serb; 11 are women. The Municipal Assembly Chairperson is Mr. Afrim Dina (AAK).

## EXECUTIVE



### Structure of municipal executive and the executive's political affiliations.

Rahovec/Orahovac municipality is headed by Mayor Smajl Latifi (AAK), elected for his second non-consecutive term as mayor with 50.7% of votes in second round of the 2017 municipal elections. In the previous term, the mayor was Idriz Vehapi (PDK), who was elected in the second round of the 2013 municipal elections with 52.38% of the votes. Deputy Mayor is Fatmir Iska (AAK).

There are 12 municipal departments. One (1) department is run by a woman director: general administration (AAK), 11 departments are run by men directors: health and social welfare (AAK); education (AAK); finance and budget (AAK); economy and development (AAK); urbanism, planning and environment (AAK); geodesy, cadastre and property (NISMA); public services (AAK); agriculture, forestry and rural development (AAK); inspections (AAK); culture, youth and sports (AAK); and protection and rescue (AAK). In the previous mandate, one (1) director was a woman (source: municipal website).

## JUDICIARY



Gjakovë/Đakovica Basic Court has a branch in Rahovec/Orahovac with five (5) judges, all Kosovo Albanian, all men. Four (4) are sitting judges and one (1) is currently undergoing final training (source: Rahovec/Orahovac court branch).

Gjakovë/Đakovica Basic Prosecutor's Office covers the municipality.

## SECURITY PRESENCE



The Kosovo Police station in Rahovec/Orahovac municipality has 58 police officers, 57 Kosovo are Albanian and one (1) is a Kosovo Serb; two (2) are women (source: Kosovo Police).

As for the international military presence, the Austrian KFOR covers the area and has a Liaison and Monitoring Team - LMT operating in the municipality.

## ECONOMY



The economy of Rahovec/Orahovac municipality is mainly based on agriculture, particularly viticulture, and production of plastic, heaters, freezers and recycling. There are around 1,120 registered private businesses operating in the municipality. There is no reliable data on the number of people employed in the private sector (source: municipal directorate of urbanism, planning and environment).

## PUBLIC SERVICES

### Infrastructure



The overall status of infrastructure in the municipality is assessed as good. All the main roads connecting villages with the urban centre are asphalted. Water supply system functions in Rahovec/Orahovac town and in a limited number of villages, but the shortages remain persistent especially in the summer. The Kosovo Serb inhabited Upper Rahovec/Orahovac occasionally is particularly affected due to its higher altitude, sometimes stretching for days. Power supply is still a problem occasionally, especially in the winter time, but there has been a slight improvement due to the construction of a modern transformer station (source: municipal development plan).

### Health



There is one (1) primary family health centre, nine (9) family health centres and three (3) health houses, with around 129 employees, including doctors, nurses and support staff. There are two (2) Serbia-run healthcare facilities located in Upper Rahovec/Orahovac and in the village of Velika Hoča/Hoçë e Madhe, with 24 medical and support staff. Secondary services are usually sought in Mitrovice/Mitrovica north.

All communities have access to health care and all health facilities (source: municipal directorate of health and social welfare).

### Education



There are 26 primary schools with 7,345 pupils and 690 teachers, four (4) secondary schools with 2,721 pupils and 120 teachers, of which two (2) primary schools with 95 pupils and 56 employees and one (1) secondary school with 12 pupils and 18 employees, follow Serbian curriculum. There are also six (6) pre-school classes and one (1) kindergarten with 118 children and 29 teachers. Additionally, there is also one (1) regular lower music school with 134 pupils with ten (10) teachers (source: municipal directorate of education and school management).

# RAHOVEC/ORAHOVAC

## RELIGIOUS AND CULTURAL SITES



There are 26 mosques in Rahovec/Orahovac municipality. Seven (7) mosques were destroyed and four (4) were damaged in the 1999 conflict, all of them reconstructed afterwards. Five (5) new mosques have been built after the conflict. There are 16 Serbian Orthodox churches and one (1) Serbian Orthodox monastery. In June 1999, the monastery was destroyed and one (1) church was damaged, and both reconstructed between 2005 and 2006. The monastery and two (2) churches are currently in use. There are three (3) tekkes in the municipality (source: Islamic community representative and municipal development plan).

A total of 44 cultural heritage sites in Rahovec/Orahovac municipality are included in the Ministry of Culture Youth and Sport list of sites under temporary protection.

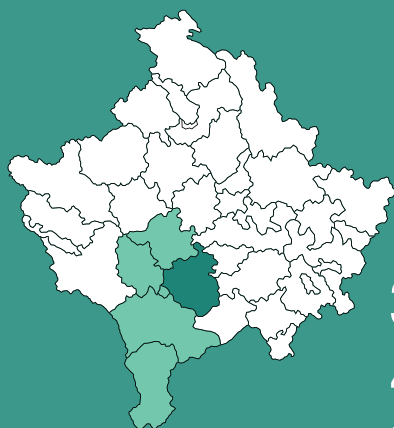
## KEY FACTS



In Rahovec/Orahovac there are:

- 31 seats in the municipal assembly distributed among 8 political entities
- 58 police officers
- 5 judges
- 849 teachers in 27 primary and 4 secondary schools and 1 kindergarten

# SUHAREKË/SUVA REKA



361 km<sup>2</sup><sub>area</sub>

42<sub>villages</sub>

59,722<sub>population</sub>

The OSCE regional centre Prizren covers six (6) municipalities, including Suharekë/Suva Reka, and has teams working in all of them.

## AREA AND POPULATION



The municipality of Suharekë/Suva Reka is located in south-eastern Kosovo. It covers an area of approximately 361 km<sup>2</sup> and includes Suharekë/Suva Reka town and 42 villages. According to the 2011 Kosovo Population and Housing Census, the total population is 59,722.

## Ethnic composition

1. Kosovo Albanians	59,076
2. Kosovo Ashkali	493
3. Kosovo Roma	41
4. Kosovo Bosniaks	15
5. Kosovo Egyptians	5
6. Kosovo Turks	4
7. Kosovo Serbs	2
8. Other	15
9. Not specified	71

(source: Kosovo Agency of Statistics)

According to the census conducted in 1981, there were 55,640 Kosovo Albanians, 3,568 Kosovo Serbs and 27 Kosovo Montenegrins in the municipality; according to the census conducted in 1991\*, there were 61,230 Kosovo Albanians, 3,001 Kosovo Serbs and 23 Kosovo Montenegrins in the municipality.

According to the UNHCR statistics, 51 displaced persons have returned to the municipality since 1999, of them two (2) Kosovo Roma and 49 Kosovo Ashkali and Kosovo Egyptians.

\*The 1991 census is not accepted by Kosovo Albanians as legitimate.

## GOVERNING STRUCTURES AND POLITICAL OVERVIEW

The total number of voters in Suharekë/Suva Reka municipality registered for the municipal elections held in November 2017 (1<sup>st</sup> round in October and 2<sup>nd</sup> round in November) was 66,390<sup>1</sup>, including out-of-Kosovo voters. The voter turnout in 1<sup>st</sup> round was 44.31% or 29,415 voters and in 2<sup>nd</sup> round it was 40.07% or 26,604 voters (source: Central Election Commission).

The 2017 municipal assembly election results were as follows:

29.18%	LDK – Democratic League of Kosovo
27.71%	AAK – Alliance for the Future of Kosovo
19.18%	PDK – Democratic Party of Kosovo
9.66%	NISMA – Social Democratic Initiative
9.22%	Vetëvendosje! (Self-Determination) Movement
2.88%	IQTH – Initiative for Theranda
	Independent member
	PSD - Social Democratic Party 1**

The current seat distribution is as follows:

9 seats
9 seats
6 seats
3 seats
1* seat
1 seat
1* seat
1** seat

1. The overall population figure presented above is taken from the 2011 census (or authoritative estimates where the census figure is not available), whereas the voters list is a reflection of all people with a civil registration entry in the municipality. In some cases, the voters list figure is higher than or similar to the overall population number due to insufficient updating of the civil registry or a significant proportion of people registered in the municipality but actually living elsewhere or abroad.

\* Following the elections, two (2) Vetëvendosje! assembly members resigned from their party, one (1) joined Social Democratic Party (PSD) and one (1) remained to hold the seat as an independent member.

\*\* In May 2018, members who previously resigned from Vetëvendosje! joined the Social Democratic Party (PSD) and assumed its leadership. This occurred after the 2017 municipal elections and for that reason PSD is not reflected in the election results chart, but only in the municipal assembly seat distribution category above.

# SUHAREKË/SUVA REKA

## LEGISLATIVE



The municipal assembly has 31 seats distributed among six (6) political entities, all members are Kosovo Albanian; ten (10) are women. The Municipal Assembly Chairperson is Bexhet Kuçi (AAK).

## EXECUTIVE



### Structure of municipal executive and the executive's political affiliations.

The municipality is headed by Mayor Bali Muharremaj (AAK), elected for his first term as mayor with 52.57% of votes in the second round of the 2017 municipal elections. In the previous term, the mayor was Sali Asllanaj (LDK), who was elected in the second round of the 2013 municipal elections with 53.38% of the votes. Deputy Mayor is Ms. Mihrije Suka (AAK).

There are ten (10) municipal directors. Three (3) departments are run by women directors: health and social welfare (AAK); urbanism and planning (AAK); and inspection (NISMA), seven (7) departments are run by men directors: education (AAK); culture, youth, sports and diaspora (AAK); finance, economy and budget (AAK); administration (AAK); public services emergency and environment (AAK); agriculture forestry and rural development (AAK); and cadastre and property (AAK). In the previous mandate (2013-2017), all directors were men (source: municipal web site).

## JUDICIARY



Prizren Basic Court has a branch in Suharekë/Suva Reka with eight (8) judges, all Kosovo Albanian; one (1) is a woman. Six (6) of the judges are sitting judges, and two (2) judges are currently undergoing final training (source: Prizren Basic Court).

Prizren Basic Prosecutor's Office covers the municipality.

## SECURITY PRESENCE



The Kosovo Police station in Suharekë/Suva Reka municipality has 67 police officers, all Kosovo Albanian; nine (9) are women. The substation in Mushtisht/Mušutište village has ten (10) police officers, all Kosovo Albanian; one (1) is a woman (source: Kosovo Police).

As for the international military presence, Austrian KFOR Liaison Monitoring Team covers the area.

## ECONOMY



The economy of Suharekë/Suva Reka municipality is predominantly based on rubber, garment and beverages, alcoholic and non-alcoholic, production and small trade businesses. There are some 3,700 registered private businesses, of which approximately 2,316 businesses are active and operating while the rest are considered inactive. There is no reliable data on the number of people employed in the private sector (source: municipal directorate of economy and finance).

## PUBLIC SERVICES

### Infrastructure



The overall status of infrastructure in the municipality is assessed as good. All the main roads connecting villages with the urban centre are asphalted. Suharekë/Suva Reka town and around 75% of the villages are connected to water supply, while 11 villages are managed by the regional water supply company "Hidroregjioni". As for the sewage system, 31 out of 42 villages have functional systems. Power supply has improved during the last four years (source: municipal development plan and municipal directorate of public services).

### Health



The primary health care system currently includes one (1) main family health centre in town, six (6) family health centres in major villages and seven (7) smaller health facilities in smaller villages. The health sector has 145 employees, 123 of them involved in providing health services (32 doctors and 91 nurses-technicians) and 22 administrative staff; 90 women and 55 men.

All communities have access to health care and all health facilities (source: municipal directorate of health and social welfare).

### Education



There are 29 primary and lower secondary schools with 9,069 pupils and 757 teachers, three (3) secondary high schools with 3,088 students and 223 teachers and one (1) kindergarten with 61 children and nine (9) teachers (source: municipal directorate of education).

## RELIGIOUS AND CULTURAL SITES



Suharekë/Suva Reka has 22 mosques, 14 were destroyed/damaged in the 1999 conflict, and all of them were reconstructed afterwards. Five (5) new mosques have been built after the conflict. All six (6) Serbian Orthodox churches have been destroyed in June 1999, and no reconstruction was done since then. There is one (1) Catholic church in Sallagrazhde/Selograde village, which is in use, and one (1) Protestant church in Suharekë/Suva Reka (source: Islamic community representative and municipal development plan).

A total of 46 cultural heritage sites (archaeological and architectural) in Suharekë/Suva Reka municipality are included in the Ministry of Culture Youth and Sport list of sites under temporary protection.

## KEY FACTS



In Suharekë/Suva Reka there are:

- 31 seats in the municipal assembly distributed among 6 political entities
- 77 police officers
- 8 judges
- 989 teachers in 29 primary and 3 secondary schools and 1 kindergarten



